

FLORIDA STATE

B A S K E T B A L L



2 0 1 4 - 1 5 A L M A N A C



ACCTM

FLORIDA STATE BASKETBALL

2014-15 NUMERICAL ROSTER

| No. | Name | Pos. | Hgt. | Wgt. | Yr. | Hometown/Last School |
|-----|---------------------|------|------|------|-------|---------------------------------------------------|
| 0 | Phil Cofer | F | 6-8 | 205 | Fr. | Fayetteville, Ga./Whitewater |
| 1 | Devon Bookert | G | 6-2 | 193 | Jr. | Anchorage, Ak./West Anchorage |
| 4 | Dayshawn Watkins | G | 6-0 | 180 | So. | North Little Rock, Ark./Holmes Community College |
| 5 | Jarquez Smith | F | 6-9 | 225 | So. | Haddock, Ga./Jones County |
| 11 | Kiel Turpin | C | 7-0 | 245 | R-Gr. | Normal, Ill./Lincoln College |
| 15 | Boris Bojanovsky | C | 7-3 | 240 | Jr. | Bratislava, Slovak Republic/Oakley College |
| 22 | Xavier Rathan-Mayes | G | 6-4 | 190 | Fr. | Scarborough, Ontario, Canada/Huntington (WV) Prep |
| 24 | Robbie Berwick | G | 6-4 | 188 | Fr. | Atascadero, Calif./Atascadero |
| 25 | Aaron Thomas | G | 6-5 | 202 | Jr. | Cincinnati, Ohio/Brewster Academy |
| 31 | Michael Saxton | G | 6-5 | 210 | Jr. | Orlando, Fla./Lake Highland Prep |
| 32 | Montay Brandon | G | 6-8 | 225 | Jr. | Greensboro, N.C./Wesleyan Christian |
| 40 | Brandon Allen | F | 6-6 | 200 | So. | Milton, Fla./Milton |
| 50 | Michael Ojo | C | 7-1 | 292 | Jr. | Lagos, Nigeria/Tennessee Temple High School |

2014-15 ALPHABETICAL ROSTER

| No. | Name | Pos. | Hgt. | Wgt. | Yr. | Hometown/Last School |
|-----|---------------------|------|------|------|-------|---------------------------------------------------|
| 40 | Brandon Allen | F | 6-6 | 200 | So. | Milton, Fla./Milton |
| 24 | Robbie Berwick | G | 6-4 | 188 | Fr. | Atascadero, Calif./Atascadero |
| 15 | Boris Bojanovsky | C | 7-3 | 240 | Jr. | Bratislava, Slovak Republic/Oakley College |
| 1 | Devon Bookert | G | 6-2 | 193 | Jr. | Anchorage, Ak./West Anchorage |
| 32 | Montay Brandon | G | 6-8 | 225 | Jr. | Greensboro, N.C./Wesleyan Christian |
| 0 | Phil Cofer | F | 6-8 | 205 | Fr. | Fayetteville, Ga./Whitewater |
| 50 | Michael Ojo | C | 7-1 | 292 | Jr. | Lagos, Nigeria/Tennessee Temple High School |
| 22 | Xavier Rathan-Mayes | G | 6-4 | 190 | Fr. | Scarborough, Ontario, Canada/Huntington (WV) Prep |
| 31 | Michael Saxton | G | 6-5 | 210 | Jr. | Orlando, Fla./Lake Highland Prep |
| 5 | Jarquez Smith | F | 6-9 | 225 | So. | Haddock, Ga./Jones County |
| 25 | Aaron Thomas | G | 6-5 | 202 | Jr. | Cincinnati, Ohio/Brewster Academy |
| 11 | Kiel Turpin | C | 7-0 | 245 | R-Gr. | Normal, Ill./Lincoln College |
| 4 | Dayshawn Watkins | G | 6-0 | 180 | So. | North Little Rock, Ark./Holmes Community College |

HEAD COACH

Leonard Hamilton
(13th Season at Florida State)

ASSOCIATE HEAD COACH

Stan Jones
(13th Season at Florida State)

ASSISTANT COACH

Dennis Gates
(Fourth season at Florida State)

ASSISTANT COACH

Charlton Young
(Second Season at Florida State)

DIRECTOR OF OPERATIONS

Jacob Ridenhour

STRENGTH AND CONDITIONING

Michael Bradley

BASKETBALL TRAINER

Sam Lunt

VIDEO COORDINATOR

Kyle Cregan



BY CLASS

FRESHMAN

Robbie Berwick, Phil Cofer, Xavier Rathan-Mayes

SOPHOMORE

Brandon Allen, Daysahwan Watkins, Jarquez Smith

JUNIOR

Boris Bojanovsky, Devon Bookert, Montay Brandon, Michael Ojo, Michael Saxton, Aaron Thomas

GRADUATE

Kiel Turpin

BY STATE/COUNTRY

| | |
|------------------|-------------------------------|
| Alaska: | Devon Bookert |
| Arkansas: | Dayshawn Watkins |
| California: | Robbie Berwick |
| Canada: | Xavier Rathan-Mayes |
| Florida: | Brandon Allen, Michael Saxton |
| Georgia: | Phil Cofer, Jarquez Smith |
| Illinois: | Kiel Turpin |
| Nigeria: | Michael Ojo |
| North Carolina: | Montay Brandon |
| Ohio: | Aaron Thomas |
| Slovak Republic: | Boris Bojanovsky |

BY HEIGHT

| | |
|------|--------------------------------------|
| 6'0: | Dayshawn Watkins |
| 6'2: | Devon Bookert |
| 6'4: | Robbie Berwick, Xavier Rathan-Mayes, |
| 6'5: | Michael Saxton, Aaron Thomas |
| 6'6: | Brandon Allen |
| 6'8: | Montay Brandon, Phil Cofer |
| 6'9: | Jarquez Smith |
| 7'0: | Kiel Turpin |
| 7'1: | Michael Ojo |
| 7'3: | Boris Bojanovsky |

BY BIRTHDAY

| | |
|-----------------|---------------------|
| Jan. 5, 1993: | Michael Ojo |
| Jan. 6, 1994: | Michael Saxton |
| Jan. 17, 1996: | Robbie Berwick |
| Jan. 19, 1996: | Phil Cofer |
| Jan. 27, 1993: | Devon Bookert |
| April 5, 1993: | Boris Bojanovsky |
| April 29, 1994: | Xavier Rathan-Mayes |
| Aug. 15, 1991: | Brandon Allen |
| Sept. 3, 1993: | Montay Brandon |
| Sept. 16, 1994: | Jarquez Smith |
| Oct. 1, 1989: | Kiel Turpin |
| Nov. 27, 1993: | Dayshawn Watkins |
| Dec. 3, 1991: | Aaron Thomas |

BY MAJOR

| | |
|-----------------------------------|------------------------------------------------|
| Electrical Engineering: | Brandon Allen |
| Undergraduate Studies: | Robbie Berwick Phil Cofer |
| International Affairs: | Boris Bojanovsky Kiel Turpin Michael Ojo |
| Sociology: | Devon Bookert Montay Brandon |
| Professional Golf Management: | Xavier Rathan-Mayes |
| Finance: | Michael Saxton |
| Interdisciplinary Social Science: | Jarquez Smith Aaron Thomas |
| Sport Management: | Dayshawn Watkins |

TABLE OF CONTENTS

| | | | | | |
|-----------|-----------------------------------------------------------------------------------|--------------|-------------------------------|--------------|-------------------------------------|
| 2 | Media Information | 26-50 | 2014-15 SEMINOLES | 66 | 2013-14 Individual Highs/ACC Review |
| 4 | 2014-15 Season Preview | 26 | Aaron Thomas | 68-81 | Seminole Records |
| 8 | Head Coach Leonard Hamilton | 30 | Kiel Turpin | 82 | All-Time Scoring |
| 12 | Associate Head Coach Stan Jones | 32 | Boris Bojanovsky | 87 | All-Time Leaders |
| 14 | Assistant Coach Dennis Gates | 34 | Devon Bookert | 90 | Year by Year Statistics |
| 16 | Assistant Coach Charlton Young | 36 | Montay Brandon | 104 | Team Records |
| 18 | Jacob Ridenhour / Michael Bradley | 38 | Michael Ojo | 110 | ACC Records |
| 19 | Erick Casto / Kyle Cregan | 40 | Dayshawn Watkins | 115 | Tournament History |
| 20 | Charlie Hogan / Sam Lunt / Men's Basketball Support Staff | 42 | Brandon Allen | 120 | Series Records / Overtime Scores |
| 21 | University President John Thrasher / 2014-15 Florida State Board of Trustees | 44 | Jarquez Smith | 130 | All-time Scores |
| 22 | Athletic Director Stan Wilcox | 46 | Xavier Rathan-Mayes | 137 | National Poll History |
| 23 | Cindy Hartmann / Karl Hicks / Matt Behnke / Monk Bonasorte | 48 | Robbie Berwick | 142 | Coaching History |
| 24 | Vanessa Fuchs / Dr. Greg Beaumont / Dr. Pam Parrewé / Athletics Administration | 49 | Phil Cofer | 144 | Letterman Club |
| | | 50 | Michael Saxton | 146 | Award Winners |
| | | 52 | 2013-14 Year in Review | 147 | All-Americans |
| | | 56 | 2013-14 Individual Statistics | 148 | All-time Uniform Numbers |
| | | 57 | 2013-14 Boxscores | 150 | Seminole in the Pros |
| | | 64 | 2013-14 Game-by-Game | | |



2014-15 FLORIDA STATE MEN'S BASKETBALL MEDIA GUIDE CREDITS

The 2014-15 Florida State University Men's Basketball Media Guide is published by the FSU Department of Athletics and Stan Wilcox, Director of Athletics.

It was written and edited by Chuck Walsh, Deputy Director of Sports Information, with considerable help from Caneka Hammonds, Elliott Finebloom, Maryjane Gardner, Jason Leturmy, Kerwin Lonzo, Christa Salerno, Zack Stipe, Steve Stone, Bob Thomas, Aaron Brecheisen, Stephen McCartney, Billy Clark, Becca Kepto, Jack Shields and Stephanie Pellitteri.

Special thanks to Bob Perrone and Andrew Brady for their spectacular eyes and statistical help.

Photographs appear courtesy of Mike Ewan, Ryals Lee, Larry Novey, Ross Obley, Mike Olivella, Bruce Schwartzman, Mitch White, Perrone Ford and NBA Photos.

Thanks to Jessica George, Tricia Robben, Geoff Rogers and Justin Wollard at Old Hat Creative for assisting with the new look of the guide, for working with me throughout the process and producing another outstanding publication.

Thanks to wife Nancy, the love of my life, who allows me to reach beyond the stars every day.



MEDIA INFORMATION

Welcome to Florida State University. Head Coach Leonard Hamilton, his staff and players welcome your interest and hope you enjoy your visit to Tallahassee, the capital city of the Sunshine State.

COVERING THE 2014-15 SEMINOLES

The 2014-15 Florida State basketball almanac has been produced to assist the media in the coverage of the Seminole men's basketball team. Additional information, including press releases, game notes, photographs, Photo CDs, video footage and recent news clips are available upon request to all members of the media. Any questions not covered in this publication may be directed to the Sports Information Office.

Before Your Visit

Credentials for Florida State home games are issued to accredited members of the media only. Working space along press row at the Tucker Center is limited and seats are expressly reserved to those working on deadline, with no exceptions. Children and other non-workers are not allowed in the press area. Requests for credentials should be made to Chuck Walsh, Deputy Director of Sports Information. Please e-mail your request. The e-mail address is cwalsh@fsu.edu. These requests are accepted from sports editors and sports directors only. Credential requests are carefully screened to insure proper working conditions in the press area. When time permits, a working press pass and a parking pass will be mailed. When mailing is not possible, they will be left at the Media Will Call entrance near the bottom level at the Elephant Doors located in the southwest corner of the Tucker Center. The Media Will Call is located near the television trucks and directly opposite the Florida State Basketball Training Center. Media Will Call is located at this entrance and is open 90 minutes prior to tip-off.

Procedures

All media who wish to cover Florida State athletics will be expected to comply with all of the procedures of Florida State University, The NCAA, The ACC and the FSU Sports Information Office in order to be credentialed.

Photography Credentials

Photographers, too, should make their credential requests at least one week in advance. Strobe lights may be installed in the Tucker Center; arrangements must be made through the Tucker Center at least two weeks prior to gameday. Space for strobe lights is available on a first come, first served basis. Arrangements may be made by calling Te'Rel Bowman at (850) 487-1691. The NCAA has an established policy to control congestion within photography areas on the basketball court. Only photographers on assignment will be issued photo passes along with members of the working television media. Admission to the court and photo baseline is by photo pass only. Photographers, both still and electronic, must shoot from the baselines at the Northeast (visiting bench) or Southeast (Florida State bench) corners of the court.

Photographer's floor access is governed by Atlantic Coast Conference and NCAA policy. Please note, only game photographers, no runners, assistants, or producers will have access to the photography areas. Photographer positions are at the complete discretion of the basketball game officials and the Sports Information office at ALL TIMES.

Photographers

Florida State reserves the right to admit only those photographers deemed to be on the premises for legitimate media purposes. All photographers working Florida State games

should be prepared to show a media ID card and equipment designed to photograph major college basketball. Still photographers will have access to the court only. Any secondary or commercial use of any picture taken by the accredited organization or photographer to whom the credential has been issued (including, but not limited to delayed editorial, advertising sales promotion or merchandise) is prohibited without prior specific, written approval of Florida State University.

Video Services

Florida State's Sports Information Office has the ability to assist networks and television stations by providing video services through Seminole Productions, Inc. (SPI). Please call general manager Mark Rodin at (850) 644-6275 to arrange for the services.

Social Media

The Florida State Sports Information Office is making an effort in 2014-15 to utilize social media as another way of passing information to our fans and those who cover our programs. Media can utilize twitter by following @chuckwalshfsu and @FSU_Mbasketball. Fan feeds for the department of athletics (@seminoles_com) and the basketball program (@FSU_basketball) are available as well. Our Facebook home is located at <http://www.facebook.com/fsuseminoles>.

Parking

Parking for media covering the Seminoles at the Tucker Center is available on a very limited basis. The media parking lot is located in the main Tucker Center parking lot. Access is via media parking pass only. Vehicles should enter the Tucker Center lot from Pensacola Street. They will then be directed to the appropriate area. Please contact the Sports Information in plenty of time to request a parking pass to be mailed or left at your hotel.

Media Services

Weekly Interview Schedule: The Sports Information office will, in conjunction with head coach Leonard Hamilton, establish a weekly interview schedule throughout the 2014-15 season. The schedule, which will vary in accordance with the Seminoles' practice and game schedule, is established to assist the media in their coverage of the Seminoles. The interviews will take place in the Florida State Basketball Training Center and will provide the media with an opportunity to speak with Coach Hamilton as well as various Seminole players. All interview requests must be made in advance and must be made with at least a 24 hour notice. Player's individual phone numbers will not be given to the media and game day interviews will not be granted until the end of each game. Players will return phone calls at a mutually convenient day and time. Media requests for specific players to be made available should be made to Chuck Walsh.

ACC Coaches' Teleconference

Media members wishing to speak with Head Coach Leonard Hamilton are encouraged to call the Atlantic Coast Conference's weekly coaches' teleconference. The ACC coaches will be featured each Monday from 10:30 a.m. to approximately 1:00 p.m. beginning January 5 and concluding March 2. Coaches will be available for comments and the field questions for 10 minutes. Florida State's Leonard Hamilton is

available from 11:50 a.m. – 12 Noon (11:40 a.m.-11:50 a.m. on Jan. 15, Feb. 16, Feb. 23 and March 2). The weekly press conference can be accessed by calling (888) 556-4997.



ACC Basketball Coaches Teleconference

| | |
|---------------------------------------------------------|-------------------|
| Danny Manning, Wake Forest | 10:30 a.m. |
| Mark Gottfried, NC State | 10:40 a.m. |
| Jim Larranaga, Miami | 10:50 a.m. |
| Mike Brey, Notre Dame | 11:00 a.m. |
| Rick Pitino, Louisville | 11:10 a.m. |
| Jim Christian, Boston College | 11:20 a.m. |
| Brad Brownell, Clemson | 11:30 a.m. |
| Mike Krzyzewski, Duke | 11:40 a.m. |
| Leonard Hamilton, Florida State | 11:50 a.m. |
| (Jan. 15; Feb. 16; Feb. 23; March 2: 11:40 a.m.) | |
| Jim Boeheim, Syracuse | 12:00 p.m. |
| Buzz Williams, Virginia Tech | 12:10 p.m. |
| Brian Gregory, Georgia Tech | 12:20 p.m. |
| Roy Williams, North Carolina | 12:30 p.m. |
| Jamie Dixon, Pittsburgh | 12:40 p.m. |
| Tony Bennett, Virginia | 12:50 p.m. |

****Leonard Hamilton is not scheduled for conference calls on Game Days (Feb. 10 and Feb. 17)****

Covering Practice

Florida State practices are generally closed. However, a select number of practices will be open to the media. Please contact Chuck Walsh for a schedule of open practices.

Website: www.seminoles.com

All of Florida State's news releases and statistics, as well as other information pertaining to the athletic department may be accessed via the internet at www.seminoles.com.

XOS Digital Exchange

The Florida State Sports Information Office has partnered with XOS Digital in order to provide over-the-air television stations with instantaneous access to video content. The partnership involves the use of the company's Digital Media Xchange Server that will allow television stations to pull down video content year round. The data transfer is much faster than a traditional FTP service allowing very large files to be downloaded in just minutes. The password protected video FTP site will host weekly interviews and video from home game. Please contact Chuck Walsh (cwalsh@fsu.edu) if you are interested in creating an account that gives you access to video clips.

Seminole.com/FSU Athletics Digital Media

The Digital Media Office of the Florida State Department of Athletics is responsible for presenting the Seminoles online. The Digital Media Offices are located on the second floor of the Moore Athletics Center. The office manages Florida State's official website Seminole.com along with the social media, online stores, auctions, promotional and championship sites associated with the site.



FLORIDA STATE[®]

MEDIA/SID STAFF

Seminoles.com provides live game audio featuring the "Voice of the Seminoles" Gene Deckerhoff and Keith Jones; live in-game stats; unique written and video content aimed at engaging and informing Seminole fans; access to Florida State Facebook and Twitter pages (@Seminoles.com; @FSU_MBasketball) as well as rosters, schedules, media guides, game notes and more.

GAME DAY SERVICES

Media Room

The media room at the Tucker Center is located beneath the west side of the arena in Meeting Room B.

Phones

A limited number of phones are available in the Tucker Center press room (calling card or reversed charges required). Members of the media may order their own phone lines for the media room or at courtside through Sprint of Tallahassee. Call Sprint at (866) 366-2500 to arrange for service.

Visiting Radio

Phone lines are reversed for both the Florida State and visiting radio network on the court level of press row. The broadcast rights to the game are granted to visiting radio stations on a reciprocal basis. Phone lines are available through an ACC agreement. Please contact Chuck Walsh of the Sports Information Office for the details.

Press Meals

A buffet dinner is available in the Seminole Spirit Room to members of the media with a meal ticket attached to their credential. Television crews may be provided with meal tickets to accommodate talent and producers. Any catering needs for television crews should be addressed to Roger Englert of the Tucker Center (850) 487-1691.

Postgame Press Conference

Postgame interviews with the respective head coaches are held in the media room (Meeting Room B) at the conclusion of the game. The head coach of the visiting team will be brought to the interview room immediately after the game. He will be followed by Seminole head coach Leonard Hamilton. The Florida State locker room is open to credentialed media for a brief period after Coach Hamilton concludes his comments to the team. This is in accordance with ACC rules. The visiting team's locker room access policy is determined by officials of that school. On the road, the Florida State players will be available in the locker room after Coach Hamilton concludes his remarks to the team and has left for the interview room. No live television shots, except those by the network televising the game live, will be allowed until after Coach Hamilton and the players have fulfilled their usual postgame interview responsibilities.

Postgame Statistics

Statistical packets, including running play-by-play, first half and final box scores and postgame quotes, are compiled and available to the media at press row and in the press room following each game.

BASKETBALL HISTORY

| | |
|---------------------------------|-------------------------------------------------------------------------------------|
| First Year of Basketball | 1948 |
| All-Time Record | 1,078-772 (.583) |
| Years in NCAA Tournament | 14 |
| All-Time NCAA Postseason Record | 15-14 (.517) |
| Years in NIT Tournament | 9 |
| All-Time NIT Postseason Record | 13-9 (.591) |
| Last NCAA Appearance | 2012/Round of 32 |
| Opponent/Result | Florida State def. Saint Bonaventure, 66-63 Cincinnati def. Florida State, 62-56 |
| Last NIT Appearance | 2014/Semifinals |
| Opponent/Result | Minnesota def. Florida State, 67-64 (OT) |

BASKETBALL COACHING STAFF

| | |
|------------------------------|----------------------------------------|
| Head Coach/Alma Mater/Year | Leonard Hamilton/Tennessee Martin/1971 |
| Record at School/Years | 219-157 (.582)/entering 13th season |
| Career Record/Years | 419-367 (.533)/entering 27th season |
| Basketball Office Phone | (850) 644-1461 |
| Best Time To Reach Coach | through Sports Information |
| Associate Head Coach | Stan Jones/Memphis/1984 |
| Assistant Coach | Dennis Gates/Cal/2002 |
| Assistant Coach | Charlton Young/Georgia Southern/1993 |
| Director of Operations | Jacob Ridenhour/Auburn/1994 |
| Coaches' Secretary | Victoria Sun |
| Coaches' Secretary | Katrina Moore |
| Basketball Trainer | Sam Lunt |
| Strength Coach | Mike Bradley |
| Video Coordinator | Kyle Cregan |
| Basketball Equipment Manager | Erick Casto |

TEAM INFORMATION

| | |
|-------------------------------------------|--------------|
| 2013-14 Overall Record | 22-14 |
| 2013-14 Conference Record/Place | 9-9/7th |
| 2013-14 Overall Record: Home/Away/Neutral | 12-5/6-6/4-3 |
| 2012-13 Conference Record: Home/Away | 4-5/5-4 |
| Letterwinners Returning/Lost: | 4/1 |
| Starters Returning/Lost: | 7/5 |

SPORTS INFORMATION OFFICE

| | |
|-----------------------------------------------------------------|--------------------|
| Assistant Director of Athletics/Sports Information Director | Elliott Finebloom |
| Deputy Director of Sports Information/ Men's Basketball Contact | Chuck Walsh |
| Walsh's Information | |
| Office Phone | (850) 644-1077 |
| Cell Phone | (850) 694-2540 |
| Email Address | cwalsh@fsu.edu |
| Sports Information Phone | (850) 644-1077 |
| Sports Information Fax | (850) 644-3820 |
| Twitter | @chuckwalshfsu |
| Associate Sports Information Director | Kerwin Lonzo |
| Associate Sports Information Director | Bob Thomas |
| Assistant Sports Information Director | Jason Leturmy |
| Assistant Sports Information Director | Steve Stone |
| Assistant Sports Information Director | Zach Stipe |
| Assistant Sports Information Director | Maryjane Gardner |
| Assistant Sports Information Director | Scott Moriak |
| Sports Information Assistant | Christa Salerno |
| Assistant Director of Athletics/ Director of Digital Media | Elliott Finebloom |
| Director of New Media | Lauren Whitaker |
| Managing Editor, Seminoles.com | Tim Linafelt |
| Assistant Director of Digital Media | Layne Herdt |
| Assistant Director of Digital Media | Jonathan Schillace |

MEDIA INFORMATION

Radio Station
Seminole Radio Network

Radio Contact Person

Mike McClure
P.O. Box 2195
Tallahassee, Fla. 32316
(850) 645-7850

Play-By-Play Announcer

Gene Deckerhoff
2704 Vassar Road
Tallahassee, Fla. 32309
gened01@comcast.net

Color Announcer

Keith Jones
3068 Hawks Landing Dr.
Tallahassee, Fla. 32308
(850) 878-5200
kjones@earlbacon.com



Chuck Walsh
Deputy Director of Sports Information



Elliott Finebloom
Assistant AD/SID/ Digital Media



Kerwin Lonzo
Associate Director



Bob Thomas
Associate Director



Maryjane Gardner
Assistant Director



Jason Leturmy
Assistant Director



Scott Moriak
Assistant Director



Zach Stipe
Assistant Director



Steve Stone
Assistant Director



Christa Salerno
Sports Information Assistant



2014-15 SEASON PREVIEW

For almost a decade, the Florida State men's basketball team has sustained a level of success in the heralded ACC surpassed by only Duke and North Carolina. With 196 victories in the last nine seasons, the Seminoles have amassed the third highest total of victories overall and in league play behind the Blue Devils and Tar Heels.

The Seminoles finished 22-14 last year, including a season-ending loss to Minnesota in the semifinals of the NIT. But by next March, head coach Leonard Hamilton is hopeful the Seminoles can earn a trip to back to the NCAA Tournament to extend the team's streak of post-season play to a school-record 10 consecutive years.

After a two-year absence from the NCAA Tournament, the Florida State men's basketball team is eager to end the drought with a group of seasoned players and the addition of some newcomers who will give the squad some added depth.

"We have a roster with players who have experienced success and who have won big games during their careers," said Hamilton. "We need their experience to translate into even more success in terms of victories over good teams for our program to get back to where we were when we won the ACC Championship and played in four consecutive NCAA Tournaments (2009-12)."

The Seminoles are one of three ACC teams that have won at least 20 games a season at least seven times in the last nine years and is one of only five teams that have won an ACC Championship in the last decade. Florida State won its only ACC title in 2012. Only four other teams -- Duke (2006, 2009, 2010, 2011), North Carolina (2007, 2008), Miami (2013) and Virginia (2014) -- have won at least one ACC Championship in the last nine seasons.

Hamilton, who is only 18 victories shy of becoming the all-time wins leader at Florida State, certainly has the firepower to return Florida State to the NCAA Tournament as the Seminoles return four of their top six scorers and rebounders and four players who averaged more than 20 minutes of playing time per game in leading the team to a 22-14 record a season ago. In winning 22 games last year, Florida State defeated two ranked teams, won nine ACC games, advanced to the quarterfinals of the ACC Tournament for the seventh consecutive season and gained five victories over teams that advanced to either the NCAA Tournament or NIT.

But as good as the Seminoles have been the previous nine seasons, complacent is not an adjective that can be used to describe Hamilton.

"We're not satisfied with being number three," said the 13th-year head coach of the Seminoles. "We have our sights



set being number one in the ACC -- that's always been our goal.

"All of our returning players did a lot of good things on the basketball court last season in terms of their development for the future," said Hamilton. "I really think this has the potential to be a big year for us because of our large and experienced junior class. We have six juniors on our roster this season and I have always believed that players make their greatest improvements in the transition period between their junior and senior seasons. Our class of five juniors has played in a lot of big games at Florida State and is ready for the challenges that we will face this season."

Florida State's talented class of juniors includes guards Devon Bookert, Montay Brandon and Aaron Thomas as well as centers Boris Bojanovsky and Michael Ojo. During the first two years of their careers, the Seminoles' five juniors have won 40 games, 18 ACC games, defeated two nationally ranked teams, won the championship of the 2012 Coaches vs. Cancer Tournament and played in the postseason during both years of their careers.

Thomas, who averaged a career-high 14.5 points per game and who earned All-ACC Honorable Mention honors, is regarded as one of the top all-around players in all of college basketball. He led the Seminoles in scoring and steals and is the third leading returning scorer in the ACC for the 2014-15 season. Thomas has an incredible ability to attack the basket while possessing a feathery touch from the perimeter on his jump shots which has already made him one of the top shooters in school history.

Thomas enters his junior season with 726 points and needs only 274 points to become the 43rd player in school history to score 1,000 or more career points. Additionally, he is ranked 18th in school history with his career free throw shooting percentage of .777 and enters his junior season looking to become one of only seven players in school history with a free throw shooting percentage better than .800 for his career.

"I think he's (Aaron Thomas) becoming closer to being a complete player," said Hamilton. "He defends. He rebounds. He hits his free throws. He's developing into a really good jump shooter. He attacks the basket off the dribble. He gets to the foul line. And he has tremendous stamina. He plays very, very hard."

"He (Thomas) has the whole package," said Hamilton. "We're looking for him to have an



2014-15 SEASON PREVIEW

All-ACC type year. He's now extremely confident, he's experienced, doesn't get rattled very much and he always seems to have a knack for making big plays."

Thomas is recognized as one of the top players in the ACC by Hall of Fame coach Jim Boeheim of Syracuse.

"Aaron Thomas is one of the top all-around guards in the ACC," said Boeheim. "He contributes in a number of different ways – scoring, rebounding and distributing the ball and on the defensive end."

As important as Thomas' statistical totals are to the Seminoles' success, experience and leadership are two of his more important assets. He has played in 70 games in the first two seasons of his career and has been a starter during both of those seasons. In addition, he averages more than 25 minutes played per game which places him on the list of the most durable players in the ACC.

His experience has helped him develop into a team leader while his abilities are one of the reasons he is respected as a team leader.

"I've seen a lot of really talented kids during my basketball career, but sometimes you can just tell a kid is different," said teammate Kiel Turpin. "AT has been one of those guys since the day he stepped on campus. He has a ridiculous work ethic and the kid can straight up ball. I think he'll be great as the go-to guy – it almost makes him better that way."

Thomas is joined in the Seminoles' backcourt by Bookert and Brandon – a pair of talented juniors who have also earned a great deal of playing time during their first two seasons in Tallahassee.

Bookert returns for his third consecutive season as Florida State's point guard. He, too, has played in 70 games while earning 38 starting assignments during the first two years of his career. He is one of the most experienced point guards in the ACC and is one of five returning point guards in the ACC who has started at least 35 games in his career. Bookert has been in the Seminoles' starting line-up at the point guard position in 38 of the last 47 Florida State games since making his first career start on February 13, 2013 against Miami.

Bookert is also the most accurate 3-point shooter in Florida State history with a career shooting mark of nearly 47 percent from long range. He became a Seminole hero with two late game shots as a sophomore as he scored his first career game-winning, buzzer-beating shot with 0.5 seconds left to give Florida State a 62-60 victory over Northeastern in the third round of the Puerto Rico Tip-Off and with a second career buzzer beater that came on a 3-point shot in the semifinals of the NIT against Minnesota at Madison Square

Garden. He forced overtime with a buzzer-beating 3-point shot from the top of the key to tie the game against the Gophers at 60-60.

"Devon has developed into a solid ball handler and is one of our best shooters," said Hamilton. "He has matured so much during his first two seasons to the point where he has put himself into position to be one of the top point guards in the ACC. The better he becomes, and he will continue to get better, the better we will be as a team."

Bookert is also a reliable scorer who enters his junior season with 525 career points – he averages 7.5 points per game and is more than halfway to scoring 1,000 career points with two full seasons remaining in his Seminole career. Bookert scored in double figures in 16 games as a

sophomore as compared to scoring in double figures in nine games as a freshman and was Florida State's fourth leading scorer in the 2014 NIT with a 10.7 points per game scoring average.



Brandon is one of the most versatile players in the ACC who will look to earn his position as a starter for the Seminoles for the third consecutive season. He spent his freshman season as Florida State's primary point guard and was a standout in his second season as Florida State's wing guard. He has the ability to bring the basketball up the court and the athleticism and length to play as a rebounder and a lock down defender at the wing guard position. Brandon has proven during his first two seasons that he can play both positions and more importantly benefit the Seminoles from both positions.

Brandon has played the wing position throughout his career and his development at the point guard position will be an

extreme plus for both Brandon and the Seminoles during the remainder of his collegiate career. His defensive abilities have allowed him to cover C.J. Fair of Syracuse, K.J. McDaniels of Clemson and Travis McKie of Wake Forest, three of the top players in the conference a season ago.

"Montay continues to mature and grow both mentally and physically," said Hamilton. "His maturity on the court will help us bring along our newcomers because he continues to develop into a leader. Physically, he is a guard in a forwards body that we will need to play big on the perimeter and underneath the basket. He has the ability to help us in both areas and will probably be one of our leading rebounders again this season."

Brandon averaged 4.9 rebounds per game as a sophomore – the second highest total on the team – while playing primarily a guard position. He pulled down double figure rebounds three times including 12 against ACC rebounding leaders Pittsburgh and Georgia Tech.

Florida State's front court will be well manned by Bojanovsky and Ojo, a pair of seven-foot rim protectors who have helped the Seminoles continue their commitment to defense on the back line. The Seminoles' defense is designed to funnel the opponents' drivers into the paint where Florida State has developed into the top shot blocking team in the ACC under Hamilton.

Bojanovsky has displayed the athletic and basketball abilities during the first two seasons of his career to warrant all-ACC consideration during the final two seasons of his career. At 7-3 and the tallest player in Florida State



2014-15 SEASON PREVIEW



basketball history, he has begun to develop into one of the top shot blockers and defenders in the history of the Seminole program. He has also developed a feathery touch on his jumpshot and has become a force that allows him to power to the basket. Because of his touch while shooting the basketball, he has developed his face-up game and has no limitations on how quickly he can develop his power play going to the basket.

Bojanovsky's incredible length and stride-ability make him a prime defender as he extends his arms and gets in passing lanes to bother an offensive player's vision. His already quick feet will only grow quicker as his technique improves. Bojanovsky enters his junior season with 92 career blocked shots – the 14th highest career total in Florida State history.

"Boris is a player who has really worked to develop his game," said Hamilton. "He has improved tremendously and we expect him to continue to improve on a game by game basis. We really like his continued maturation."

Ojo is another of the Seminoles' three seven footers who casts a dominating shadow in the court. Ojo is considered to be the most rapidly improving player in the ACC and quite possibly in all of college basketball. He enters his third season of college basketball with a clear understanding of what is expected of him as a basketball player with his most important improvement coming in the area of his increased stamina. Ojo averaged nearly seven minutes played more per game as a sophomore when compared to



his freshman season – a minutes per game average that will necessarily increase this season as he grows into his junior year.

"Michael Ojo has improved as much as any player I have coached during my career," said Hamilton. "You can certainly see his physical attributes. He has grown so much since arriving at Florida State and continues to display a desire to continue to grow. He is so competitive and at times, needs to relax to fully reach his potential. That is something he continues to work on every day – taking his play in practice and translating that into his performance in games."

Ojo averaged a career-high 2.5 points, a career-high 3.0 rebounds and a career-high 0.5 blocked shots while playing in all 36 games for the Seminoles in his second season as a Seminole. He earned a career-high 14 starts, including eight in ACC competition in 2014.

Turpin – the third of the Seminoles' seven-footers – was granted a sixth-year of eligibility by the NCAA Student-Athlete Reinstatement Committee on June 3, 2014 and will play his final season as a Seminole during the 2014-15 season after missing the entire 2013-14 season with a leg injury.

Turpin has been a member of three postseason teams during his career at Florida State – the NCAA Tournament in 2012 and the NIT in 2013 and 2014 as the Seminoles have stretched their streak of consecutive seasons playing in a postseason tournament to nine consecutive years. He will look to continue his role as a starter in the Seminoles' frontcourt during the 2014-15 season. Turpin has played in 92 career collegiate games – including 34 as a Seminole – and brings three seasons of working within the Florida State system to his fourth season as a Seminole.

"We are very fortunate to have Kiel back in our line-up this season," said Hamilton. "He is our best shot-blocker and has become a solid scorer. We are going to rely on his scoring and defensive abilities as much as we are going to rely on his maturity and the fact that he is the only four-year player on the roster."

Turpin earned his first bachelor's degree in social science in December of 2013 and a certificate in emergency management in May of 2014 and is currently working towards his second bachelor's degree in international affairs.

Another shot blocking sensation on the Seminoles' 2014-15 roster is sophomore Jarquez Smith who is one of the rising stars in the ACC. His burgeoning talent will continue to emerge as his playing time continues to grow beginning with his sophomore season and for the remainder of his career at Florida State. He showed flashes of his strong ability to score the basketball as he totaled eight points in his first career ACC road game at Clemson (Jan. 9, 2014) and added seven points on the road at NC State (Jan. 29, 2014).

Said Jon Rothstein of CBSSports.com: "Looking for an under-the-radar breakout guy in the ACC? Try Florida



2014-15 SEASON PREVIEW

State's Jarquez Smith. The 6-9 power forward averaged just 2.4 points and 1.5 rebounds in 10.1 minutes last season as a freshman but could be poised to start for the Seminoles at power forward as a sophomore. Leonard Hamilton loves Smith's athleticism, length and ability to get into passing lanes on defense."

Hamilton, too, loves the direction in which Smith continues to take his game.

"The only thing Jarquez lacks is playing time," said Hamilton. "He is going to play a big role for us as we continue to get back to where we need to be defensively. He showed glimpses of what he can do last season and we are expecting big things from Jarquez this season."

Sophomore forward Brandon Allen, who played in 14 games as a freshman, will add depth to the Seminoles' frontcourt.

Guard Xavier Rathan-Mayes is a multi-faceted combo guard who will have an immediate impact on the Seminoles' rotation. After sitting out last season, Rathan-Mayes will bring talents including a superior-shooting touch and a sensational passing ability to the Seminoles' backcourt this season.

Rathan-Mayes was considered to be one of the best and most complete shooting guards in the high school class of 2013. He is an all-around scorer who can make shots in transition by utilizing his exceptional athleticism in getting to the rim, can stop and shoot from the 3-point line, can score out of half court sets and has an incredible ability to read defenses and score off of screens and from ball reversal. Rathan-Mayes also has an exceptional mid-range game and can shoot off the catch and create for himself on the dribble.

"He (Xavier Rathan-Mayes) legitimately can play the 1 or 2, and I think regardless he's a great decision maker," said Hamilton. "He has the ability to make his teammates better. He brings a savvy to our team that we need. I think he feeds the post, finds open guys and has an innate knack for making people around him better while having the ability to score himself."

In addition to the Seminoles' returning letterwinners, Hamilton and his staff brought in a three-member recruiting class who will fill Florida State's needs at three different positions. Guards Robbie Berwick and Dayshawn Watkins along with forward Phil Cofer will add talented depth in both the back and front court positions.

Berwick is a big, strong guard who makes good decisions with the basketball. A talented high school quarterback, he is a guard who can run the team by getting it into its offense and who is a great facilitator who has an incredible ability to get all of his teammates involved in the running of the offense.



college point guard in 2014. He is fast, strong and aggressive when attacking in transition and also excels in the half court because of his ability to make pinpoint passes."

"Dayshawn is a natural facilitator who is going to help us win basketball games," said Hamilton. "We like his ability to play at a fast pace while at the same time playing under control. He is going to allow us to speed things up and will be a great compliment to our offense and our desire to score more points within our offense."

Cofer is an athletic power forward who attacks the glass on both the offensive and defensive ends of the court and has the ability to play above the rim. He will earn tip-dunk baskets because of his aggressive play around the rim and because of his quickness that allows him

to out-manuever players who might be taller than he is. Cofer runs the floor well and finishes around defenders and can score with his extremely quick first step.

"Phil has been one of our hardest workers in the preseason," said Hamilton. "We expect that work ethic to continue throughout his career. He plays the game at a high level and will earn playing time as a freshman."

Junior guard Michael Saxton, a transfer from Tallahassee Community College, will bring added depth to the Seminoles at the guard position.

Hamilton has increased the Seminoles' talent level and depth at every position on the court. With an abundance of talent at each position, Hamilton once again expects to rely on more than one player to handle the bulk of the Seminoles' offensive output.

At the same time, under Hamilton, everybody plays defense.

"I expect our team to continue to be led by committee on the offensive end and led by every member of our roster on defense," said Hamilton. "We will utilize every player on our roster because I like our depth at every position. Our depth is what is going to make us a good basketball team. I believe we have a number of players who can be double figure scorers and I believe that we have a number of players who can average a lot of rebounds each game. The great thing about the talent on our team is that those players will be different in each game."

Hamilton and his staff are very excited about this team and know that the talent is there to continue to move up the standings in the ACC.

"We are now playing in the greatest league in college basketball history," said Hamilton. "We intend to be one of the top teams in the ACC."



"Robbie is going to surprise a lot of people with his skills of shooting the basketball, be under control with his dribble and his ability to execute our offense," said Hamilton. "He is a smart player who will fit into our system very well."

Watkins is a true point guard who has outstanding hands and can finish at the rim. He was rated No. 18 among all junior college players in 2014 and was the No. 3 junior





LEONARD HAMILTON

- **HEAD COACH**
- **Tennessee-Martin, 1971**
- **Austin Peay, 1973**
- **13th Season at Florida State (219-157, .582 winning percentage)**
- **27th Season as a collegiate head coach (419-367, .533 winning percentage)**



Leonard Hamilton, one of the top 12 winningest coaches in Atlantic Coast Conference history, is in his 13th season as the head coach at Florida State. He is poised to become Florida State's all-time winningest coach and the Seminoles' all-time winningest coach in postseason play during the 2014-15 season. He enters the season as the Seminoles' all-time leader in ACC regular season wins and is Florida State's all-time winningest coach in ACC Tournament play.

Hamilton needs only 18 wins to become Florida State's all-time winningest coach. When he achieves that milestone he will be the only coach in league history to be the all-time winningest Division I coach at two different ACC schools. Hamilton is also the winningest Division I coach at the University of Miami with 144 wins (1991-2000).

Under Hamilton and since the start of the 2005-06 season, the Seminoles are the third winningest overall program in the ACC with 196 wins, the third winningest team in the ACC in ACC games with 61 wins, one of only three teams that has won at least 60 percent of its games, one of only three teams in the ACC that averages at least 21 wins or more per season and is one of only three teams that has won at least 20 games in a season at least seven times.

Under Hamilton, the Seminoles have won at least 20 games in seven of the 12 years and have advanced to the postseason in nine of his 12 seasons at Florida State.

Hamilton has earned three National Coach of the Year awards, two Atlantic Coast Conference Coach of the Year awards, two Big East Coach of the Year awards, led his teams to seven NCAA Tournament appearances and 17 postseason appearances, to the 2012 ACC Championship (as the head coach at Florida State) and to the 1978 National Championship (as an assistant coach at Kentucky). He is the only person to earn Coach of the Year honors in both the ACC and the Big East.

Hamilton led the Seminoles to the first ACC basketball championship in school history in 2012 (a feat that was thought to be unthinkable before Hamilton's arrival in Tallahassee), is among the leaders in the ACC and the nation in recruiting and coaching NBA talent, has made appearing in the NCAA an expected part of the Seminoles' schedule each season and made the program one of the toughest teams to prepare for on a nightly basis.

In 2012, Hamilton led the Seminoles to their school record fourth consecutive NCAA Tournament appearance, to a school record tying 12-4 record in ACC play, to a third consecutive third place finish in the ACC standings, to two wins each over Duke and North Carolina (two of the top four winningest programs in college basketball history), to wins over an ACC-leading six nationally ranked teams and to victories over each of the four Tobacco Road teams in the ACC (Duke, North Carolina, NC State and Wake Forest) for the first time in school history. While finishing the season in the NCAA Tournament for the fourth consecutive season, the Seminoles were ranked No. 10 in the final Associated Press poll and No. 15 in the final ESPN/USA Today poll.

Hamilton was named the ACC Coach of the Year in 2012 for the second time in his career as the Seminoles solidified their position as one of the top teams in the ACC. The Seminoles have won at least 22 games and at least 10 ACC regular season games in four of the last six seasons. With their 3-0 record in the 2012 ACC Tournament, the Seminoles won a single season school record 15 ACC games. With early season ACC wins over No. 4 North Carolina and No. 6 Duke to begin the ACC 2012 schedule, the Seminoles spent the majority of the conference season in first place in the ACC standings.



"Leonard Hamilton has done a brilliant job at Florida State," said the Duke Basketball Report following the Seminoles' run to the ACC Championship in 2012.

Hamilton was the Washington Wizards' head coach in 2001 and the head coach at the University of Miami (1991-2000) and at Oklahoma State University (1987-90) before he was named the seventh head coach in Florida State men's basketball history on March 19, 2002.

In a 2012 Athlon Sports ranking of the ACC's top coaches, Hamilton was an easy choice to place third among the 12 coaches in the nation's most prestigious league. Said Athlon's editors: "Leading one of the stingiest defensive teams in the country, Hamilton has coached Florida State to one of the best four-year runs at Florida State. For the first time in program history, the Seminoles won at least 20 games and at least 10 ACC games in four consecutive seasons. A one-point loss in overtime to VCU in 2011 prevented the Seminoles from reaching the Elite Eight. In 2012, the Seminoles became only the second team not named Duke or North Carolina to win the ACC Tournament since 1996. Hamilton has proven himself capable of building consistent basketball programs at football schools by leading Miami to three consecutive NCAA Tournament appearances to wrap up his 10-season tenure with the Hurricanes in 2000. The coaches were ranked on a mix of past accomplishments with consideration for career trajectory over the next five seasons or so. Rankings take Xs and Os acumen and recruiting prowess into account along with success in the regular season and postseason."

More important in Hamilton's eyes than the championships, the NCAA Tournament appearances and the wins, is the overwhelming success that his players have achieved in the classroom: each member of the Seminoles' class of 2013 received degrees from Florida State meaning each of the last nine players in the past two seasons have earned either a bachelor's or Master's degree from Florida State. In 2014 Okaro White and Robert Gilchrist earned their degrees before beginning their professional careers in 2013, senior All-American Michael Snaer along with Joey Moreau and Rafael Portuondo earned their degrees in just four years, and in 2012, two players – Luke Loucks and Jeff Peterson – earned Master's degrees while four players – Devidas Dulkys, Xavier Gibson, Bernard James and Jon Kreft – all earned their bachelor's degrees. With a graduation rate of more than 93 percent for his career, Hamilton continues to prove that success in the classroom can certainly coincide with success on the court in college basketball.

Hamilton is the first coach to lead Florida State to nine consecutive postseason appearances as the Seminoles have participated in the 2009, 2010, 2011 and 2012 NCAA Tournaments and played in the NIT in 2006, 2007, 2008, 2013 and 2014. Hamilton has guided 10 of his 12 Seminole teams into postseason play including a school record nine straight since the Seminoles played in the 2006 NIT.

Under Hamilton, Florida State has developed and lived up to its reputation as the nation's best defensive team.

Florida State is the only team in the country to rank in the top 10 in the nation in field goal percentage defense in four of the last six seasons with its .363 field goal percentage defense in 2011 ranking as the fifth best mark in NCAA history. The Seminoles led the NCAA in field goal percentage defense in both 2010 and 2011 in becoming one of only six teams in NCAA history to lead the nation in field goal percentage defense in consecutive seasons. The Seminoles' .363 field goal percentage mark in 2011 was the best in the ACC since 1960 (a span of 52 years). Florida State has led the ACC in field goal percentage defense in four of the last six years with its streak of four consecutive years (2009, 2010, 2011 and 2012) – ranking as a league record – and played in the NCAA tournament in a school record four consecutive seasons from 2009-12. Florida State led the ACC in blocked shots and steals in 2012 in becoming only the fourth team in history to lead the ACC in both blocked shots and steals in the same season.

The Seminoles have ranked in the nation's top 11 in both the field goal percentage defense and blocked shots categories in four of the last six seasons and have led the ACC in blocked shots in four of the last five years.

The Seminoles have also earned great success against ranked teams under Hamilton. The Seminoles defeated No. 1 ranked Duke in Tallahassee on Jan. 12, 2011 to mark the third time under Hamilton that Florida State has defeated the nation's top ranked team. In guiding Florida State to its 66-61 victory over No. 1 ranked Duke in 2011, Hamilton continued to put himself in a very select company as one of the nation's top coaches. He is currently tied for the national lead among coaches with the most victories over the No. 1 ranked team in the nation since the start of the 2003-04 season. Hamilton has guided Florida State to wins over No. 1 ranked Duke twice (Jan. 12, 2011 and March 1, 2006, as well as No. 1 North Carolina on March 14, 2009, in the semifinals of the ACC Tournament).

Under Hamilton's watch, Florida State has defeated 29 nationally ranked teams during his 12 years in Tallahassee. Included in those wins are six victories over nationally ranked Duke teams. With two victories over nationally ranked Duke, North Carolina and Virginia teams in 2012, the Seminoles led the ACC with six victories over nationally ranked teams in winning Florida State's first ever ACC Championship. The Seminoles defeated No. 10 VCU in the first round of the Puerto Rico Tip-Off in 2013.

Hamilton annually attracts the nation's top talent to Tallahassee and helps those players reach their goals of not only playing at the next level, but of excelling academically and earning their degrees.





At Florida State, Hamilton has recruited and coached three of the Seminoles' four all-time All-ACC First Team selections in Tim Pickett (2004), Al Thornton (2007) and Toney Douglas (2009) as well as the only two players in school history to earn ACC Defensive Player of the Year honors (Toney Douglas in 2009 and Chris Singleton in 2010 and 2011). Hamilton has coached 14 All-ACC selections in his first 13 seasons (only 15 Seminole players had earned All-ACC honors in Florida State's first 11 years in the ACC), 11 selections to the ACC All-Defensive Team, three members of the ACC All-Rookie Team and five members of the All-ACC Tournament team. Following Florida State's victory over North Carolina in the 2012 ACC Tournament Championship game, Michael Snaer was named the Most Valuable Player of the Tournament (a first in Seminole basketball history) while Snaer and Luke Loucks were named to the All-Tournament First-Team.

Hamilton has also coached two All-Americans at Florida State – Thornton in 2007 and Douglas in 2009. Thornton and Douglas were both All-American Third-Team and All-ACC First-Team selections during their Seminole careers.

With nine NBA Draft selections under Hamilton since 2004, the Seminoles are ranked third in the ACC for the most draft picks. Three Seminoles have been selected in the first round (Al Thornton in 2007, Toney Douglas in 2009 and Chris Singleton in 2011) and one (Thornton) was only the second Draft Lottery selection in school history and the third highest overall pick in school history. Only North Carolina (17) and Duke (14) have more NBA Draft picks since 2004 than Hamilton and Florida State among the current 14 ACC Teams.

Hamilton was at the 2007 NBA Draft to watch as Al Thornton became only the second Draft Lottery selection in school history as he was picked with the 14th overall selection by the Los Angeles Clippers. He was with 2009 NBA First Round selection Toney Douglas when his name was called by the Los Angeles Lakers. Hamilton watched as Solomon Alabi and Ryan Reid were selected in the second round of the 2010 NBA Draft and reveled when Chris Singleton became the first round pick of the Washington Wizards in 2011.

Hamilton watched with great pride as All-ACC selection Bernard James was selected in the second round of the 2012 NBA Draft. James arrived at Florida State in 2010 after serving in the United States Air Force during three tours of duty in Iraq, Afghanistan and Qatar and only two years of junior college basketball at Tallahassee Community College and left after two years with his bachelor's degree in social science and an ACC Championship to begin his professional career with the Dallas Mavericks.

Florida State has had at least one player selected in eight of the last 10 NBA Drafts.

CAREER HIGHLIGHTS

- 2009 Basketball Times National Coach of the Year
- 2000 BCA National Coach of the Year
- 1995 United Press International National Coach of the Year
- 1999 Eastern Basketball Coach of the Year
- 2009 and 2012 ACC Coach of the Year
- 1995 and 1999 Big East Coach of the Year
- The only coach to win ACC and Big East Coach of the Year honors
- One of 15 men to earn ACC Coach of the Year and Big East Coach of the Years honors multiple times in each league
- Led Florida State to the 2012 ACC Championship – the first ACC basketball championship in school history
- Led Florida State to a school record four consecutive NCAA Tournaments (2009-12)
- Led Florida State to the 2009 NCAA Tournament after a 10-year absence from the tournament for the program
- Led Miami to three consecutive NCAA Tournament appearances for the first time in school history (1998-00)
- Led Hurricanes to the school's first NCAA Sweet 16 appearance in 1999-00
- Led Hurricanes to back-to-back 20-win seasons for the first time since 1965 in 1999 and 2000
- Led Florida State to three consecutive NIT appearances – 2006, 2007, 2008
- Led Florida State to the second round of the NIT in 2004 for the Seminoles' first postseason appearance since 1998
- Led Florida State to the semifinals of the 2014 NIT
- Led Miami to NIT appearances in 1995 and 1997 – the first postseason appearances in 31 years (1964)
- Led Oklahoma State to back-to-back NIT appearances (1989, 1990), the first consecutive postseason appearances for OSU since 1954
- Ended the 2011-12 season ranked 10th by the Associated Press – the Seminoles' highest ranking since 1993
- Ended the 1998-99 season ranked 10th by the Associated Press – the Hurricanes' highest AP ranking since 1960
- The Seminoles ranked No. 1 nationally in field goal percentage defense in 2010 and 2011
- The Hurricanes ranked nationally in field goal percentage defense in 1998
- 25 of 28 seniors who completed their eligibility under Hamilton while he has been the head coach at Florida State have earned their degrees
- 28 of 31 seniors who completed their eligibility under Hamilton while he was the head coach at Miami earned their degrees.
- 10 Top 20 recruiting classes
- A member of the athletics Hall of Fame at Tennessee-Martin (charter member), Austin Peay, University of Miami and Gaston County in his home state of North Carolina.
- First Associate Head Basketball Coach in Kentucky history
- Was an assistant coach on Kentucky's 1978 NCAA Championship team

Florida State has had at least one player selected in the NBA Draft in four of the last six seasons. The Seminoles have been represented recently in the NBA Draft by Bernard James (2012 by the Cleveland Cavaliers and traded on draft night to the Dallas Mavericks), Chris Singleton (2011 by the Washington Wizards), Solomon Alabi (2010 by Dallas and traded on draft night to Toronto), Ryan Reid (2010 by Indiana and traded on draft night to Oklahoma City) and Toney Douglas (2009 by the Los Angeles Lakers and traded on draft night to the New York Knicks). Douglas was a member of the Miami Heat's NBA Eastern Conference Champions and NBA Finals runner-up team in 2014.

Hamilton came to Florida State after 10 seasons at the University of Miami.

In his final season at Miami, Hamilton guided the Hurricanes to their second straight 20-win season, a share of the Big East regular season championship and the school's first trip to the Sweet 16 of the NCAA Tournament. The Hurricanes finished 23-11, including a 13-3 conference record, and were ranked 23rd in the nation in the final Associated Press poll and 20th in the final USA Today/ESPN poll.

Under Hamilton's leadership, Miami became one of the nation's top programs, advancing to postseason play five times in his final six seasons with three consecutive NCAA Tournament appearances in 1998, 1999 and 2000. Miami's winning records in his final six seasons meant the Hurricanes joined Syracuse and Connecticut as the only Big East schools to have an overall winning record from 1995-2000. The Hurricanes' 48-22 Big East mark over his last four seasons tied

Connecticut for the best conference record over that period. Over his last two seasons, Miami registered a league-best 28-6 conference record for an .824 winning percentage.

In his final season at Miami, Hamilton's Hurricanes recorded three wins over ranked teams including a 74-70 home win over No. 18 St. John's, marking the sixth straight season Miami had defeated a ranked opponent in the Miami Arena. In the 40 seasons prior to Hamilton's arrival, the Hurricanes reached the postseason just four times including one NCAA tournament appearance (1960).

Along with the rise of the Hurricanes' program, Hamilton's players also continued to develop and win individual awards. In 2000, guard Johnny Hemsley earned All-Big East Second Team honors while center Mario Bland earned All-Conference Third-Team honors. In 1999, Hemsley and forward Tim James earned All-Big East First Team honors. The Hurricanes and Syracuse (twice) were the only schools to have two players earn All-Big East First Team honors in the same season at least once during Hamilton's tenure at Miami. In ten seasons under Hamilton, the Hurricanes had 13 All-Conference selections.

In 1998-99, Tim James was named Big East Co-Player of the Year, along with Connecticut's Richard Hamilton, and Johnny Hemsley was selected as the league's Most Improved Player.

Miami's rise began in 1994-95 when Hamilton led the Hurricanes to the greatest single season turn-around in Big East history. Picked to finish at the bottom of the Big East Conference standings, Hamilton guided the Hurricanes to



LEONARD HAMILTON'S COACHING RECORD

a fifth-place finish and a berth in the National Invitational Tournament - Miami's first postseason appearance in 31 years. The Hurricanes' nine-win conference win increase tied Louisiana Tech for the best in the nation. Miami's eight-win overall improvement tied for the third best single season increase in school history.

At the conclusion of the 1995 season, Hamilton was named the United Press International National Coach of the Year. He was also recognized as the Big East Coach of the Year for the first time. He was named Big East Coach of the Year for the second time in 1999 and was honored as the Eastern Basketball Coach of the Year. In 2000, he was named the Black Coaches Association (BCA) Coach of the Year.

For his work both on and off the court, Hamilton was honored as one of four finalists for the 2000 Coach Wooden "Keys to Life" Award. The award is given annually to a coach who best exemplifies Coach John Wooden's philosophy of emphasizing that impacting the life of a student is more significant than any winning percentage. He was named one of Tallahassee's Top 33 citizens in 2004 by the Tallahassee Democrat, inducted into the Gaston County (N.C.) Hall of Fame in 2007 and was honored by his hometown of Gastonia, N.C. in 2012 for his accomplishments during his career.

Hamilton was inducted into the Tennessee Sports Hall of Fame in 2013. As one of the top players at the University of Tennessee-Martin during his playing career, Hamilton's roots run deep in the state of Tennessee. He served as a team captain during his career at UT Martin and received both the team's Most Valuable Player Award and the Best Defensive Player award his senior season and is a charter member of the school's Hall of Fame.

Hamilton's induction into the Tennessee Sports Hall of Fame marks the fifth Hall of Fame he will be a member of during his illustrious career. He is also a member of the Austin Peay State University, University of Tennessee at Martin and University of Miami athletic Hall of Fames.

Hamilton went to Miami from Oklahoma State where he spent four years rebuilding the Cowboys' program. He led them to consecutive appearances in the NIT, the first back-to-back postseason appearances for OSU since the 1953 and 1954 seasons. While at Oklahoma State, he recruited and coached former Florida State assistant coach Corey Williams who was named the head coach at Stetson in June of 2013.

Prior to his tenure at Oklahoma State, Hamilton was on the staff at the University of Kentucky where he spent 12 seasons with one of the top programs in the country. From 1974-80, he served as an assistant coach, and in 1980 he was honored by being named the first associate head coach in Kentucky basketball history. During his 12 seasons at Kentucky, the



COLLEGIATE COACHING RECORD

| Year | School | Record | Winning Pct. | Postseason |
|---------------|----------------|----------------|--------------|--------------------------------------------|
| 1986-87 | Oklahoma State | 8-20 | .286 | |
| 1987-88 | Oklahoma State | 14-16 | .467 | |
| 1988-89 | Oklahoma State | 17-13 | .567 | NIT 2nd Round |
| 1989-90 | Oklahoma State | 17-14 | .548 | NIT 2nd Round |
| 1990-91 | Miami | 9-19 | .321 | |
| 1991-92 | Miami | 8-24 | .250 | |
| 1992-93 | Miami | 10-17 | .370 | |
| 1993-94 | Miami | 7-20 | .259 | |
| 1994-95 | Miami | 15-13 | .536 | NIT 1st Round |
| 1995-96 | Miami | 15-13 | .536 | |
| 1996-97 | Miami | 16-13 | .552 | NIT 1st Round |
| 1997-98 | Miami | 18-10 | .643 | NCAA 1st Round |
| 1998-99 | Miami | 23-7 | .767 | NCAA 2nd Round |
| 1999-00 | Miami | 23-11 | .676 | NCAA Sweet 16 |
| 2002-03 | Florida State | 14-15 | .483 | |
| 2003-04 | Florida State | 19-14 | .576 | NIT 2nd Round |
| 2004-05 | Florida State | 12-19 | .387 | |
| 2005-06 | Florida State | 20-10 | .667 | NIT 2nd Round |
| 2006-07 | Florida State | 22-13 | .629 | NIT Quarterfinals |
| 2007-08 | Florida State | 19-15 | .559 | NIT 1st Round |
| 2008-09 | Florida State | 25-10 | .714 | NCAA First Round/ ACC Championship Game |
| 2009-10 | Florida State | 22-10 | .688 | NCAA First Round |
| 2010-11 | Florida State | 23-11 | .676 | NCAA Sweet 16 |
| 2011-12 | Florida State | 25-10 | .714 | NCAA 3rd Round ACC Champions |
| 2012-13 | Florida State | 18-16 | .529 | NIT 1st Round |
| 2013-14 | Florida State | 22-14 | .611 | NIT Semifinals |
| Totals | | 441-367 | .546 | 17 Postseason Appearances |

APPEARANCES

| | | | |
|-------------------|---------|------|---------------------------|
| At Oklahoma State | 56-63 | .471 | 2 Postseason Appearances |
| At Miami | 144-147 | .495 | 5 Postseason Appearances |
| At Florida State | 241-157 | .606 | 10 Postseason Appearances |

PROFESSIONAL COACHING RECORD

| | | |
|----------------------------------|-------|------|
| 2000-01 Washington Wizards (NBA) | 19-63 | .231 |
|----------------------------------|-------|------|

Wildcats registered a 296-83 (.781) record, won eight SEC regular season championships, two SEC tournament titles, went to three Final Fours and won the national title in 1978.

Hamilton's coaching career began at Austin Peay State University where he served as a graduate assistant from 1971-73 and then as a full-time assistant from 1973-74. The Governors won back-to-back Ohio Valley Championships in Hamilton's last two seasons at the school. Hamilton recruited and coached James "Fly" Williams, the 1974 conference Player of the Year and two-time all-conference selection. Williams was a two-time consensus All-America in 1973 and 1974, the only two-time All-America in school history. The Governors won the OVC Championship and played in the NCAA Tournament in 1973.

He played at Gaston (N.C.) Community College where he set a school record by scoring 54 points in a game, and later at the University of Tennessee-Martin where he is a charter member of the school's Hall of Fame. At both schools, he served as a team captain. Additionally, while at Tennessee-Martin, Hamilton received both the team's Most Valuable Player Award and the Best Defensive Player award his senior season.

Hamilton's legacy extends across the nation as eight of his former assistant coaches have moved on to become head coaches at the Division I level. Included on the list are Corey Williams (Stetson), Tim Carter (South Carolina State), Andy Enfield (Southern California), Tony Sheals (Virginia Union), Dwight Freeman, Randy Lee, Dickey Nutt (Southeast Missouri), John Phillips and Bill Self (Kansas).

He earned his bachelor's degree in physical education from Tennessee-Martin in 1971 and received a master's degree in physical and health education from Austin Peay State in 1973.

EXPERIENCE AS A COACH

| | |
|----------|--------------------------------------|
| 2002-Pr. | Head Coach, Florida State University |
| 2000-01 | Head Coach, Washington Wizards |
| 1990-00 | Head Coach, University of Miami |
| 1986-90 | Head Coach, Oklahoma State |
| 1980-86 | Assoc. Head Coach, Univ. of Kentucky |
| 1974-80 | Assistant Coach, Univ. of Kentucky |
| 1973-74 | Assistant Coach, Austin Peay State |
| 1971-73 | Grad. Assistant, Austin Peay State |

AS A PLAYER

| | |
|---------|-------------------------------------------------------|
| 1969-71 | Two-year letterman, University of Tennessee-Martin |
| 1966-68 | Two-year letterman, Gaston Community College |

EDUCATION

| | |
|------|------------------------------------------------------------|
| 1973 | M.A. Physical and Health Education, Austin Peay State |
| 1971 | B.S. Physical Education, University of Tennessee-Martin |

PERSONAL

| | |
|-----------|---------------------|
| Full Name | J. Leonard Hamilton |
|-----------|---------------------|





STAN JONES

- ASSOCIATE HEAD COACH
- Memphis, 1984
- Memphis, 1990
- 13th Season at Florida State



Stan Jones, who has been considered one of the top basketball coaches in the country throughout his career, is in his 13th season as the Associate Head Coach at Florida State. His virtues as a coach are praised by respected members of the coaching community who see him as one of the best recruiters and top in-game coaches in all of college basketball. Jones has worked tirelessly to help build the Seminoles into a consistent winner – into a program that is the third winningest in the ACC in the last nine seasons.

Jones has helped the Seminoles compile an impressive list of accomplishments including the 2012 ACC Championship, a school-record four consecutive NCAA Tournament appearances (2009-12), nine consecutive postseason appearances, two appearances in the ACC Championship game (2009 and 2012), 29 victories over nationally ranked teams, three wins over the nation's No. 1 ranked team and 10 players selected in the NBA Draft.

Jones, though, is not often satisfied and his desire to accomplish more is the incredible force that drives him every single day. His drive and determination as both a recruiter and a coach are two of the main reasons why Florida State is the third-winningest program in the ACC in the last nine seasons.

Jones has coached in four of the last six NCAA Tournaments and helped the Seminoles to the Sweet 16 of the 2011 NCAA Tournament. He helped guide Florida State to the first ACC Championship in school history in 2012 and to four straight NCAA Tournament appearances from 2009-12. The Seminoles have won more ACC games in 12 years with Jones on the sideline (98) than they did in their first 11 years in the ACC (70) and he has helped the program increase its winning percentage in conference games by more than 10 percent.

With Jones on the staff, the Seminoles average nearly 20 wins per season and are the winningest coaching staff for average wins per season in school history. Florida State has been ranked in the final national top 20 in three of the last five seasons and began the 2012-13 season ranked in both national polls for the first time in school history.

Working in concert with head coach Leonard Hamilton for 18 of the last 19 seasons, Jones has systematically helped assemble then expertly coached winning basketball players and teams to heights never before seen in the programs he has worked to build. He helped coach Miami to a regular season championship in the Big East in 2000 only six years after the Hurricanes went winless in Big East play. He helped coach Mississippi State to the SEC Tournament Championship in 2002 – a title that marked only the second tournament championship in school history. Most recently, Jones helped Florida State win the ACC Tournament in 2012. Florida State's ACC Championship is the most significant championship in Jones' career considering the Seminoles defeated two of the top four all-time winningest programs (Duke and North Carolina) in the semifinals and championship games of the event.

Jones has helped the Seminoles build a solid program by doing what he does as well as any coach in the country: recruit outstanding talent and develop those signees into NBA level players. A total of 10 Seminoles have become NBA Draft choices during his tenure at Florida State.

His coaching philosophies have helped Florida State become one of the nation's top defensive teams and his ability to teach the game of basketball has transformed the Seminoles into one of the most fundamentally sound teams in the nation.

FLORIDA STATE IN THE NCAA TOURNAMENT

Jones has helped Florida State advance to four of the last six NCAA Tournaments including coaching the Seminoles to an appearance in the Sweet 16 of the 2011 NCAA Tournament. The Seminoles played in four consecutive NCAA Tournaments (2009-12) after playing in the NCAA Tournament only four times in the 13 years prior to Jones' arrival in Tallahassee as the Seminoles' associate head coach for the 2002-03 season. After winning 12 ACC regular season games and winning the 2012 ACC Championship, the Seminoles tied the school record by earning a No. 3 seed in the East Region in the NCAA Tournament. It had been 19 years since the Seminoles had earned a seed higher than No. 5 in the NCAA Tournament. Florida State was a No. 5 seed in the 2009 NCAA Tournament.

2012 SEASON

Florida State won its first ever ACC Championship in 2012 as it swept through the ACC Tournament with wins over Miami in the quarterfinals, No. 2 seeded and No. 6 ranked Duke in the semifinals and No. 1 seeded and No. 4 ranked North Carolina in the Championship game. The Seminoles finished the 2012 season with a 25-10 overall record and a school record tying 12-4 mark in ACC play. Florida State earned the automatic bid to the NCAA Tournament as the ACC Champion and played in its school record fourth consecutive NCAA Tournament where it advanced to the third round for the second consecutive season. The Seminoles defeated an ACC-high six ranked teams including both Duke and North Carolina twice and defeated each of the four Tobacco Road teams in the ACC (Duke, North Carolina, NC State and Wake Forest) in the same season for the first time since joining the ACC for the 1991-92 season.

FLORIDA STATE AND THE NATIONAL POLLS

On the strength of its first ACC Tournament championship and second 25-win season in four years, Florida State was ranked in the top 15 of both major national polls to end the 2012 season - No. 10 by the Associated Press and No. 15 in the ESPN/USA Today Coaches polls. It marked the first time since the 1992-93 season - and only the second time in school history - that the Seminoles were ranked in the top 15 in the final polls from both ranking services. The Seminoles were 15-6 while playing as a ranked team in 2012 including six consecutive wins during the month of March - two to close out the regular season, three in the ACC Tournament and one during their school-record fourth consecutive NCAA Tournament appearance.

FLORIDA STATE VS. RANKED TEAMS

Florida State has defeated 29 nationally ranked teams during the first 12 years of Jones' career as the associate head coach of the program. Included in those 29 wins over ranked teams are six victories over nationally ranked Duke teams including two when the Blue Devils were ranked No. 1 in the country at the time (March 1, 2006, 79-74 and Jan. 12, 2011, 66-61). Florida State has defeated four top-five and six top-10 ranked Duke teams with Jones on Florida State's staff. Jones has also helped Florida State earn three of the programs four all-time victories over the nation's No. 1 ranked team. In addition, with two victories over nationally ranked Duke, North Carolina and Virginia teams in 2012, the Seminoles led the ACC with six victories over nationally ranked teams on the way to winning Florida State's first ever ACC Championship.

NATIONAL RECOGNITION

As one of the top coaches in all of college basketball, Jones has been recognized several times for his achievements. As recently as 2012, he was selected as part of the elite group of assistant coaches from the input of more than 450 head and assistant coaches from around the nation.

HAILED AS A TOP ASSISTANT COACH IN 2014 BY SPORTS ILLUSTRATED

In 2014 Jones was on a short list of assistant coaches deemed ready for head coaching jobs as determined by Pete Thamel and Brian Hamilton of Sports Illustrated. He was characterized by two current Division I head coaches as "a guy ready for the leap who is detail-oriented and has helped rebuild after rebuild."

ONE OF THE TOP 15 BEST ASSISTANT COACHES IN COLLEGE BASKETBALL

Jones was named as one of the top 15 assistant coaches in all of college basketball by Daniel O'Brien of the Bleacher Report in 2012. He is one of only three assistant coaches from the ACC named to the list. Said Daniels: "It's tough to give North Carolina and Duke a run for their money in the ACC, but with Stan Jones' help, the Florida State Seminoles



have achieved that and more. During his tenure assisting Leonard Hamilton, Jones has guided the team toward the top of the conference. The Seminoles went from a cellar-dwelling squad eight years ago to ACC tournament champs in 2012. The program has seen a drastic improvement in recruiting during Jones' decade in Tallahassee, and he's been able to maximize almost every prospect's potential."

COLLEGE COACHES WITH EXTRAORDINARY PROMISE

Jones was praised for his high basketball IQ, success, incredible ability to coach players, the respect he has earned from each of the players he has coached during his career, his teaching ability and knowledge of how to implement strategy as a member of a select panel at the 2012 NCAA Final Four in New Orleans. Said ESPN.com Insider David Thorpe: "I consider Stan Jones the best 'coach' that works as an assistant in the NCAA. He has been Leonard Hamilton's right-hand man when they turned around the programs at the University of Miami and now at Florida State. But unlike many assistant coaches, Jones had extensive experience and incredible success as a high school coach in Tennessee, winning multiple state titles while being considered one of the top five prep coaches in the country. In addition to becoming a top recruiter, Jones is a big part of what Florida State does from a philosophical standpoint (like fronting the post at all times -- no other team does so) as well as being the loudest voice at every FSU practice. His command of the game and its nuances rival that of Roy Williams and Coach K ... both of whom incidentally lost to FSU a combined four times (in 2012)."

AN IMPACT RECRUITER ACCORDING TO ESPN'S JAY BILAS

Jones was also praised for his recruiting and teaching abilities by expert analyst Jay Bilas of ESPN who selected an outstanding group of five recruiters who have a huge impact in recruiting players and building programs. Said Bilas: "Jones is one of the most respected assistant coaches in basketball and is another basketball man who is not at all about being flashy. He is about teaching and coaching, and about giving back to the game and those who play it. There is a perception out there that the best recruiters are younger assistant coaches. Jones is clear evidence that is not always the case. He has been in the game forever, never misses an important detail and really does his homework. The results are clear. There is no way that Florida State would be as successful in identifying and securing talent without Jones. He is truly outstanding."

POSTSEASON AND NBA DRAFT

In his 18 years as a coach at the collegiate level, Jones has helped 15 different teams into postseason play including eight into the NCAA tournament. He has also recruited and coached 15 different NBA Draft selections, including five first round picks.

DRAFT PICKS

With 10 NBA Draft selections in the last 11 years, including three first round selections, Jones has helped Florida State become one of the top producers of NBA talent since his arrival in 2002. Florida State's three first round selections in the NBA Draft in the last eight seasons are nearly as many as Florida State produced during the decade of the 1990's (four) and nearly as many as were produced in the first 50 years of the program (six). Bernard James was the 33rd overall selection in the 2012 NBA Draft and has helped the Mavericks into the NBA Playoffs in both of his first two seasons. Chris Singleton was selected as the 18th overall selection in the 2011 NBA Draft and joined Al Thornton (14th overall selection in 2007) and Toney Douglas (29th overall selection in 2009) as recent first round draft picks. Singleton was a two-time ACC Defensive Player of the Year. Thornton was only the second NBA Draft Lottery selection in school history and Douglas was an All-ACC First Team selection as a senior. In the 2010 NBA Draft, Solomon Alabi and Ryan Reid became the first Seminole duo to be drafted in the same year since Doug Edwards and Sam Cassell were both chosen as first round selections in 1993. Tim Pickett, who earned All-America Honorable Mention and All-ACC First Team selection during his two-year career at Florida State, was a second round pick of the New Orleans Hornets in 2004, while Von Wafer was a second round pick of the Los Angeles Lakers in 2005. Alexander Johnson was an All-ACC pick and was selected in the second round of the 2006 NBA draft by the Indiana Pacers. With eight draft selections since 2004, Florida State is ranked third in the ACC for total draft selections and total first round picks. The Seminoles were one of only two ACC teams to have at least one player drafted each year from 2004-07, and in 2010 were one of two ACC teams (Georgia Tech) to have two players selected in the same draft.

BERNARD JAMES - FROM THE AIR FORCE TO THE NBA

Jones took particular pride in his coaching success when Florida State's Bernard James was selected with the 33rd overall selection in the 2012 NBA Draft. Jones was a driving force behind the incredible all-around improvement of James who did not play high school basketball and served three tours of duty in Afghanistan and Qatar in the United States Air Force. James came to Florida State with a little more than two years of junior college basketball experience under his belt and left for the NBA after earning All-ACC, All-ACC Tournament and ACC All-Defensive Team honors in becoming the face of the Seminole program for two years. James closed his career ranked in the top five for blocked shots and field goal shooting percentage despite playing only two years as a Seminole.

NBA DRAFT CHOICE SOLOMON ALABI

In 2009, Jones helped sophomore center Solomon Alabi achieve All-ACC Third Team and ACC All-Defensive honors after earning Freshman All-America Honorable Mention and All-ACC Freshman honors in 2008. Jones was largely responsible for the development of Alabi who led the ACC in blocked shots in both 2008 and 2009. The 7-footer came to Tallahassee with seemingly limitless potential and Jones helped Alabi reach that potential. Alabi earned ACC All-Defensive team honors and became only the seventh freshman in league history to lead the conference in blocked shots with 73. In his second full season of action, Jones helped the center reach even greater heights as he improved in nearly every category including rebounds per game (5.6 to 6.2), points per game (8.4 to 11.7), blocked shots (73 to 75), and free throw percentage (.680 to .794). Alabi led the team in points and blocked shots per game as well as free throw percentage. Alabi's development allowed him to become the second round draft choice of the Dallas Mavericks in 2009.

NBA DRAFT PICKS AL THORNTON AND TIM PICKETT

Jones is also largely credited with the development of 2007 NBA Lottery Draft pick Al Thornton, who came to Florida State as a little known freshman in 2004 and finished his career as one of the top players in school history. After averaging just 2.8 points and 7.9 minutes played as a freshman, Thornton left Florida State for the NBA as an All-America Third Team and All-ACC First Team selection, the runner-up ACC Player of the Year and the eighth-leading all-time scorer in Seminole basketball history. Thornton was named to the NBA All-Rookie Team in his first professional season. Jones' coaching talents have also been extolled for his work with Tim Pickett, who came to Florida State as a junior college transfer and left as a First Team All-ACC selection and an NBA Draft pick.

ALL-ACC SELECTIONS

Since joining the ACC in 1992, Florida State has produced four All-ACC First Team selections, and Jones has helped coach three of them - Tim Pickett, Al Thornton and Toney Douglas. In total, he has coached 10 all-conference selections, with three All-ACC Second Team selections and three Third Team All-ACC selections on top of the three first team selections. In helping the Seminoles become the nation's most dominant defensive team, Jones has played an integral role in coaching the ACC Defensive Player of the Year in three of the last six seasons. All-American Toney Douglas was named the league's top defender in 2009 while Chris Singleton earned the honor in both 2010 and 2011. Michael Snaer was named to the ACC All-Defensive Team in 2013 and Okaro White was named to the team in 2014.



FSU TEAM STATISTICAL IMPROVEMENT

Jones is an extraordinary teacher of defensive principles and the Seminoles have deservedly earned the reputation as the best defensive team in all of college basketball. The statistics validate the reputation. Florida State has ranked in the nation's top 10 in field goal percentage defense in four of the last six seasons and has advanced to the NCAA Tournament each time they ranked in the top 10. Not only was Florida State's .363 field goal percentage defense in 2011 the fifth best mark in NCAA history -- but it was the best in the ACC since 1960. The Seminoles led the NCAA in field goal percentage defense in both 2010 and 2011. Jones' coaching helped Miami lead the nation in field goal percentage defense during the 1998-99 season. Florida State has led the ACC in field goal percentage defense four of the last six years including a league record four consecutive seasons (2009-12) and led the ACC in blocked shots and steals in 2012 in becoming only the fourth team in league history to lead the ACC in both blocked shots and steals in the same season. Florida State has led the ACC in blocked shots in four of the last five seasons and is the league's best shot blocking team in the last six years.

SUCCESS AT MISSISSIPPI STATE

Jones helped lead Mississippi State to a school-best No. 3 seed in the 2002 NCAA tournament. The Bulldogs captured the school's second SEC tournament championship with victories over No. 11-ranked Florida and No. 8-ranked Alabama in the title game of the SEC Tournament. Mississippi State also recorded the school record for most wins in a single season with 27 in his only season in Starkville.

IN THE NBA WITH THE WASHINGTON WIZARDS

Jones was an assistant coach to Leonard Hamilton with the Washington Wizards in 2001.

MIAMI

Jones began his collegiate assistant coaching career at Miami under Hamilton in 1996. During his career at Miami, he helped guide the Hurricanes to a 95-54 record for a .638 winning percentage and three NCAA Tournament appearances. The 95 wins (19.0 wins per season) were the most in a five-year period for the program since the 1959 through 1964 seasons. Miami won 23 games in both 1999 and 2000 to mark only the third time in program history (and first time since 1964) that the program had won at least 20 games in consecutive seasons.

MIAMI POSTSEASON

In his final four seasons at Miami, Jones helped guide the Hurricanes to four postseason tournament appearances, a regular season Big East championship and the school's first ever NCAA Tournament "Sweet 16" appearance in 2000. Miami won a then-school record 23 games in 1999 on its way to the school's first ever top-10 national ranking. The Hurricanes were ranked No. 10 in the season ending Associated Press poll in 1999.

PERSONAL

The 54-year-old Jones is married to the former Olga Campos. The couple has a daughter, Shannon (32) (son-in-law Kass Bottini), and a son, Adam (30). Shannon and Kass welcomed the family's first grandchild, Kaleb (5), into the world right after the Seminoles' run in the ACC Tournament championship game and the NCAA Tournament in March of 2009, his second grandchild, Jacob (3), just after the Final Four in 2011 and his third, Daniel, during the summer recruiting period in 2014.

ASSISTANT COACHING POSITIONS

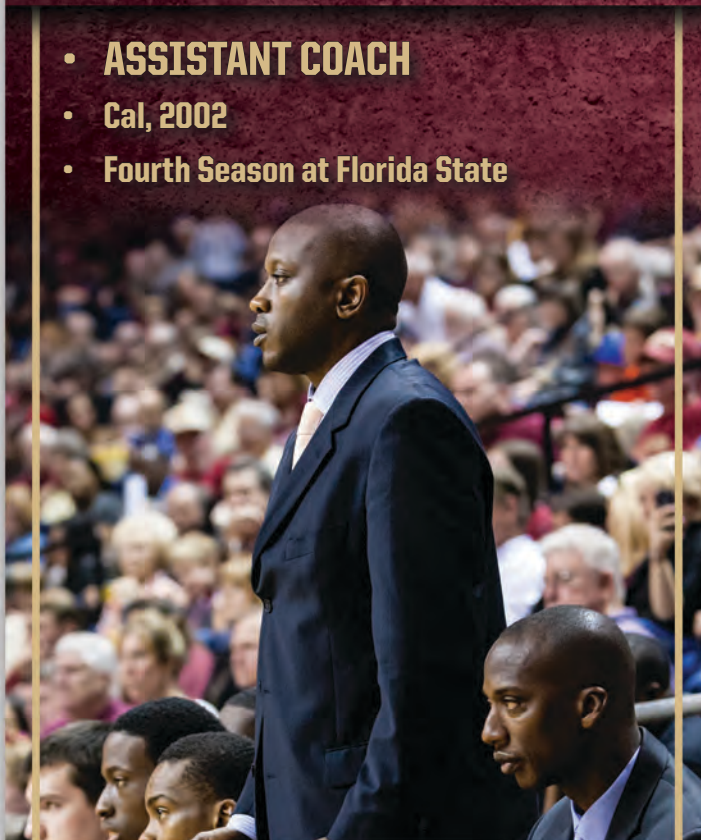
| Year | School | Overall/Conference Record | Accomplishments |
|---------|-------------------|---------------------------|-----------------------------------------------------------------------------------|
| 1995-96 | Miami | 15-13/8-10 Big East | Big East Tournament, Quarterfinals |
| 1996-97 | Miami | 16-13/9-9 Big East | NIT, Big East Tournament, Quarterfinals |
| 1997-98 | Miami | 18-10/11-7 Big East | NCAA South Region, First Round |
| 1998-99 | Miami | 23-7/15-3 Big East | NCAA East Region, Second Round |
| 1999-00 | Miami | 23-11/13-3 Big East | Big East Co-Champions NCAA South Region Semi-Finalist |
| 2001-02 | Mississippi State | 27-8/10-6 SEC | SEC Champions NCAA Midwest Region, Second Round |
| 2002-03 | Florida State | 14-15/4-12 ACC | ACC Tournament Quarterfinals |
| 2003-04 | Florida State | 19-14/6-10 ACC | NIT Second Round |
| 2004-05 | Florida State | 12-19/4-12 ACC | Defeated No. 3-Ranked Wake Forest |
| 2005-06 | Florida State | 20-10/9-7 ACC | NIT Second Round- Defeated No. 1-Ranked Duke |
| 2006-07 | Florida State | 22-13/7-9 ACC | NIT Quarterfinals-Defeated No. 3-Ranked Florida |
| 2007-08 | Florida State | 19-15/7-9 ACC | NIT First Round- Defeated No. 24-ranked Florida |
| 2008-09 | Florida State | 25-10/10-6 ACC | NCAA Tournament ACC Tournament Championship Game Defeated Four Ranked Teams |
| 2009-10 | Florida State | 22-10/10-6 ACC | NCAA East Regional, First Round |
| 2010-11 | Florida State | 23-11/11-5 ACC | NCAA Southwest Regional Sweet 16 |
| 2011-12 | Florida State | 25-10/12-4 ACC | NCAA Tournament East Region, Third Round ACC Champions |
| 2012-13 | Florida State | 18-16/9-9 ACC | NIT First Round |
| 2013-14 | Florida State | 22-14/9-9 ACC | NIT Semifinals |





DENNIS GATES

- ASSISTANT COACH
- Cal, 2002
- Fourth Season at Florida State



Dennis Gates, who helped coach Florida State to the 2012 ACC Championship and to the third round of the 2012 NCAA Tournament, is in his fourth season as an assistant coach at Florida State. He has helped the Seminoles to three consecutive postseason tournament appearances including the semifinals of the 2014 NIT, the championship of the 2012 Coaches vs. Cancer Classic and to eight victories over nationally ranked teams including No. 3 North Carolina and No. 4 Duke in the semifinals and championship games of the 2012 ACC Tournament.

With Gates on the staff, the Seminoles have firmly established themselves as the third winningest program in the ACC in the last nine years (since the 2005-06 season) in total wins (196) and ACC wins (61). The Seminoles are joined by only Duke and North Carolina as the three teams who have won more than 60 percent of their ACC games in the last nine seasons.

His tireless work as a recruiter has helped Florida State continue to build on the rock solid foundation that head coach Leonard Hamilton has established in Tallahassee. Gates' success as a recruiter has allowed Florida State to continue moving forward in attracting the best and brightest players to the program which averages nearly 22 victories per season in each of the last nine years.

Gates was an integral member of the Seminoles' coaching staff in 2012 when the Seminoles won the first ACC Championship in school history, played in the NCAA Tournament for the school-record fourth consecutive NCAA Tournament, finished the season ranked in the top 15 by the major polls, defeated an ACC-best six ranked teams, tied the school record with a 12-4 mark in ACC play, beat Duke and North Carolina twice each for the first time in school history, beat all four Tobacco Road teams in the same season for the first time and finished in the top 10 in the NCAA statistics in both field goal percentage defense and blocked shots.

Gates is one of four coaches on the Florida State staff who has coached and developed NBA players. That player development has continued during his first three seasons at Florida State as his work with Bernard James helped propel the Seminoles' all-star power forward to become the 33rd overall selection in the 2012 NBA Draft.

One of the sharpest minds in college basketball, Gates was hired as a graduate assistant at Florida State in 2005. After stops at Marquette, Cal and in the NBA with the Los Angeles Clippers, he coached at Northern Illinois in 2008 and was elevated to the position of associate head coach after just one season with the Huskies. At only 28 years of age, he became one of the youngest associate head coaches in all of college basketball in 2008. He was Northern Illinois' lead recruiter, coached the Huskie guards and helped numerous players earn All-Mid-American Conference and MAC All-Freshman honors during his two years there.

POSTSEASON EXPERIENCE

Gates has helped the Seminoles extend their string of consecutive postseason appearances to nine during his first three years at Florida State. Gates has helped coach the Seminoles to three postseason appearances in his first three years at Florida State -- the NCAA Tournament in 2012 and to the NIT in 2013 and 2014. Gates helped the Seminoles reach the semifinals of the NIT in 2014 to mark only the second time in school history they had advanced to the Final Four of the NIT. He also helped coach Cal into the 2006 NCAA Tournament and Nevada into the 2010 NIT. As a player, Gates was a three-year team captain (and four year varsity letterwinner) at Cal and led the Bears to NCAA Tournament appearances in 2001 and 2002, the 1999 NIT title and the 2000 NIT Final Eight.

INCREASED WINS

In his first season as an assistant coach at Cal the Golden Bears saw their win total increase from 13 (2004-05) to 20 (2005-06). In his first season as an assistant at Florida State, the Seminoles saw their win total increase from 23 (2010-11) to 25 (2011-12).

PROFESSIONAL EXPERIENCE

Gates began his career as a coaching assistant with the Los Angeles Clippers as a skill development coach during the 2002-03 season. He worked with a strong collection of players that included 10 prospects with three or fewer years of experience including future All-Stars Elton Brand and Lamar Odom. Brand finished the 2003 season as the Clippers' leading scorer with an 18.5 points per game average while Odom ranked third on the team with a 14.6 points per game average. Brand and Odom formed one of the NBA's highest scoring and best shooting front court duos in the NBA with Gates on the Clippers' staff. The Clippers finished in the top 10 in the NBA statistics for blocked shots, free throws made and free throws attempted.

PREPARING PLAYERS TO REACH THE NBA

With Bernard James' selection in the 2012 NBA Draft, Gates' expanded his resume of developmental success to four NBA Draft selections. In addition to working with James (second round pick of the Cleveland Cavaliers in 2012 / current member of the Dallas Mavericks) he has also worked with power forward Leon Powe at Cal (second round pick of the Denver Nuggets in 2006) as well as Travis Diener (second round pick of the Orlando Magic in 2005) and Steve Novak (second round pick of the Houston Rockets in 2006) of Marquette.

OUTSTANDING RECRUITING SUCCESS

Florida State has become a destination for some of the nation's top recruits under Leonard Hamilton and Gates has been directly responsible for continuing that pipeline to Tallahassee since his arrival in 2011. He has helped assemble top ranked recruiting classes at Florida State, Cal, Nevada and Northern Illinois. The many players he has had a hand in recruiting have become the cornerstones of their respective programs and future NBA and professional players. His 2006 class at Cal included





four top-150 recruits; Taylor Harrison, All Pac-10 guards Patrick Christopher, Jerome Randle and All Pac-10 power forward and 2008 NBA first-round draft pick Ryan Anderson. Following the 2006-07 season, Anderson was selected to the Pac-10 All-Freshman team. Gates has been instrumental in bringing in two top-15 ranked recruiting classes full of talent to Florida State and works daily to ensure that tradition continues at Florida State. Florida State's outstanding 2013 recruiting class (Jarquez Smith and Xavier Rathan-Mayes) will certainly complement the Seminoles' highly thought of 2012 recruiting class (Boris Bojanovsky, Michael Ojo, Devon Bookert, Montay Brandon and Aaron Thomas) which together forms the nucleus of the 2014-15 Florida State roster. Thomas earned All-ACC Honorable Mention honors as a sophomore in 2014.

STATISTICAL IMPROVEMENT

In each of his stops as an assistant coach, Gates has played a significant role in helping his teams improve statistically. Northern Illinois finished his second season (2008-09) ranked among the top five in six different statistical categories in the Mid-American Conference including third in scoring (66.2 ppg), third in three-point field goal percentage (34.7) and fourth in assists (12.4 apg). All were significant improvements from the 2007-08 campaign. The 2008-09 season saw the Huskies go 7-5 at home, their first winning record since the 2005-06 season. Overall, Northern Illinois improved its win total by four wins in Gates first season as the Huskies associate head coach. During his second season at Nevada, the Wolf Pack finished third in the league statistics in rebounding (36.8 rpg), fourth in blocked shots (3.7 bpg) and fourth in field goal percentage defense (.426). The Wolf Pack also ranked in the top 15 in the nation in scoring and field goal percentage and broke school single-season marks for scoring and field goals made and attempted in 2010. In his two seasons as an assistant coach at Cal, the Bears averaged 18 wins a season and won 20 games in advancing to the NCAA Tournament in 2006. Florida State has won 65 games in Gates' first three seasons under Hamilton – an average of 21.7 wins per season. In his first season at Florida State, he helped Florida State continue to stand as one of the nation's top defensive teams. Florida State finished fifth in the nation in field goal percentage defense and seventh in blocked shots in 2012. The Seminoles defeated an ACC high six ranked teams and defeated all four Tobacco Road teams in the ACC (Duke, North Carolina, NC State and Wake Forest) in the same season for the first time in school history. In his second season, the Seminoles led the ACC in blocked shots and finished second in free throw shooting percentage. It marked the school record fourth consecutive season the Seminoles had led the ACC in blocked shots while their second place finish in the team statistics in free throw percentage shooting marked an improvement of 10 positions in the league statistics. The Seminoles led the ACC in field goal shooting in 2014 – the first time in school history they led the ACC in that category since joining the ACC for the 1992 season.

SECOND TIME AROUND

Gates was a graduate assistant at Florida State under Hamilton during the 2004-05 season - a year the foundation for the current Seminole program began to take shape. The Seminoles counted a victory over No. 3 ranked Wake Forest in their win total with their win over the Deacons marking the third victory over a top five ranked team under Hamilton. Gates played a part in the development of future pros Al Thornton, Alexander Johnson and Von Wafer during his first season in Tallahassee with Thornton becoming only the second NBA Draft Lottery selection in Florida State history in 2007. Johnson and Wafer were second round NBA Draft selections.

COACHING TREE

Gates has learned the game from some of basketball's all-time greatest coaches including Hamilton who is one of the top 20 all-time winningest coaches in ACC history. He played and coached under Ben Braun at Cal (a finalist for the 2003 Naismith National Coach of the Year award), Tom Crean at Marquette (the 2012 National Coach of the Year by ESPN.com), Ricardo Patton at Northern Illinois and David Carter at Nevada. Braun has taken eight teams to the NCAA Tournament while Crean,

the current head coach at Indiana, has guided six teams to the NCAA Tournament including his 2003 Marquette team which advanced to the Final Four of the NCAA Tournament. Crean led Indiana to the 2013 Big Ten Championship and led the Hoosiers to an incredible 10 weeks at the No. 1 ranking during the 2012-13 season. Gates also worked under Alvin Gentry and the late Dennis Johnson while a coaching assistant with the Los Angeles Clippers.

PLAYING CAREER

During his playing career at Cal the Golden Bears compiled an 83-46 record, winning 20 games in a season three times. In 2002, the Bears reached the semifinals of the Pac-10 Tournament and the second round of the NCAA Tournament. Gates was named to the All-Tournament team at the Golden Bear Classic in 2001 after hitting a three-pointer to beat Penn State, 76-73, in the closing seconds of the championship game. He played in 114 career games, started 34 games and finished his career with a scoring average of 3.8 points per game as well as 100 steals and 148 assists.

SPECIAL HONORS

Gates was a two-time Pac-10 First Team All-Academic Team selection, was named Cal's Most Inspirational Player (2001) and was twice named the Bears' Outstanding Student-Athlete (1999 and 2001). In addition, he was awarded the 2002 Pac-10 Medal of Honor (given to the Pac-10 Universities Top Graduating Student-Athlete).

COACHING IS A FAMILY AFFAIR

Gates' younger brother, Armon, is in his second season as a member of Chris Collins' staff at Northwestern. He helped guide the Wildcats to victories over NCAA Final Four participant Wisconsin and NIT Champion Minnesota during his first season at Northwestern in 2014. Armon has coached at Loyola of Chicago (two seasons, 2012-13), TCU (2011), Kent State (two seasons, 2009-10) and was a graduate assistant at Western Kentucky as he helped the Hilltoppers advance to the Sweet 16 of the NCAA Tournament in 2008. As a player Armon led Kent State to an 88-42 overall record and three postseason appearances.

EDUCATION

Gates earned his bachelor's degree in sociology from Cal in just three years and played as a master's degree candidate in education during his senior campaign. He earned his Master of Science degree in adult education & human resource development from Florida State University in 2005.

ASSISTANT COACHING POSITIONS

| Year | School | Overall/Conference Record | Accomplishments |
|---------|-------------------|---------------------------|--------------------------------------------------|
| 2003-04 | Marquette | 19-12/8-8 Conference USA | NIT Quarterfinals |
| 2004-05 | Florida State | 12-19/4-12 ACC | Defeated No. 3 Wake Forest |
| 2005-06 | Cal | 20-11/12-6 PAC-10 | NCAA First Round |
| 2006-07 | Cal | 16-17/6-12 PAC-10 | Defeated No. 4 ranked UCLA, No. 15 ranked Oregon |
| 2007-08 | Northern Illinois | 6-22/3-12 MAC | Coached the MAC Freshman of the Year |
| 2008-09 | Northern Illinois | 10-20/5-11 MAC | Coached two All-MAC selections |
| 2009-10 | Nevada | 21-13/11-5 WAC | NIT First Round |
| 2010-11 | Nevada | 13-19/8-8 WAC | Coached the WAC Freshman of the Year |
| 2011-12 | Florida State | 25-10/12-4 ACC | NCAA East Regional Third Round ACC Champions |
| 2012-13 | Florida State | 18-16/9-9 ACC | NIT First Round |
| 2013-14 | Florida State | 22-14/9-9 ACC | NIT Semifinals |





CHARLTON YOUNG

- **ASSISTANT COACH**
- **Georgia Southern, 1994**
- **Second Season at Florida State**



Charlton "C.Y." Young, the head coach at Georgia Southern from 2010-13, is in his second season as an assistant coach at Florida State under Leonard Hamilton. During his first season at Florida State, he helped coach the Seminoles to the semifinals of the NIT, coached three All-ACC selections and continued to help Florida State cement itself as the third winningest program in the ACC in the last nine seasons. The Seminoles finished with a 22-14 record, advanced to the quarterfinals of the ACC Tournament and made the school's second appearance in school history in the semifinals of the prestigious NIT during the 2014 season.

As a coach and a player at the highest levels of college basketball during his career, Young has developed a shining reputation as one of the standout people in the coaching profession. He has crafted his reputation through hard work, a stellar eye for talent and the incredible ability to help each player he coaches become the best they can be at everything they want to accomplish – both on and off of the basketball court. As a player, he was an all-conference performer who played professionally. As a coach, he has made it his mission to help the players he coaches achieve the same lofty goals.

Prior to his arrival in Tallahassee, Young spent four seasons as the head coach at his alma mater, Georgia Southern. Georgia Southern won 15 games during the 2012 season – more wins than it had earned in any of the five previous seasons and won 29 games in his final two seasons. He led the Eagles to success in the Southern Conference as they won 12 conference games during the 2011-12 season to tie the school record for SC wins in a single season. Young coached five players who earned All-Southern Conference honors including two (Willie Powers in 2010 and Eric Ferguson in 2012) who earned all-conference first team honors.

A 1994 Graduate of Georgia Southern, Young led the Eagles to the 1992 Trans America Athletic Conference Championship – only the third conference championship in school history. The Eagles made the third NCAA Tournament appearance in school history in 1992 playing Oklahoma State at the Omni in Atlanta, Ga.

HEAD COACHING EXPERIENCE

Young was the head coach at his alma mater, Georgia Southern, from 2010-13 where he led the Eagles to the same success as their head coach as he did as a star player at the school from 1990-93. The Eagles were collectively and individually successful during his four seasons as the head coach at the Statesboro, Ga., school. He led the Eagles to a second place finish in the Southern Conference standings in 2012 as the team earned the second-best turnaround in league history. For his efforts he was honored as the Southern Conference Coach of the Year by multiple publications and was a finalist for the Ben Jobe Award which is presented annually to the top Division I minority head coach. Young coached four All Southern Conference selections including Willie Powers (all-conference third team in 2010) and Eric Ferguson (all-conference first team in 2013, all-conference first-team and All-Southern Conference Tournament team in 2012 and to the All-Freshman team in 2011). The selections of Powers and Ferguson to the all-conference team in 2013 mark the first time since 2007 that multiple Georgia Southern players had earned all-conference accolades in the same season. In 2013, he led the Eagles to a victory over Virginia Tech for the first win in program history over a team from the ACC.

CONSISTENTLY RECOGNIZED AS A RESPECTED RECRUITER

Young has been recognized throughout his career as one of the nation's best evaluators of talent. He was named one of the nation's top recruiters by InsiderHoops.com in 2002 and recognized again for his ability to evaluate and recruit talent as one of the nation's top 25 assistant coaches by Rivals.com in 2007.

ONE OF THE NATION'S TOP RECRUITERS

Young has known recruiting success throughout his career as a coach on the Division I level. His 2010 recruiting class (his first full class at Georgia Southern) was ranked as the sixth best nationally and the best in the Southern Conference among mid-majors by ESPN.com. His first recruiting class at Auburn (2001) was ranked as the nation's third best by ESPN.com; his first class at Georgia Tech (2006) was ranked as the nation's seventh best by Dave Telep of Scout.com and his only recruiting class at Northeastern (2000) is still considered to be the best in school history.



RECRUITING SUCCESS

While an assistant at Georgia Tech, Young recruited and signed Derrick Favors – the nation’s No. 1 recruit. Favors was the No. 3 overall selection by the New Jersey Nets in the 2010 NBA Draft and currently plays for the Utah Jazz. In his only season at Georgia Tech, Favors was named to the ACC All-Freshman Team as he averaged 12.4 points, 8.4 rebounds and shot .611 percent from the field. Young also helped recruit Thaddeus Young (the 12th overall pick of the 2007 NBA Draft by the Philadelphia 76ers) and Javaris Crittenton (the 19th overall selection in the 2007 NBA Draft by the Los Angeles Lakers) to Georgia Tech while he was an assistant with the Yellow Jackets.

FLORIDA STATE CONNECTION

Young was an assistant coach at Jacksonville (1997-99) under Head Coach Hugh Durham, the all-time winningest coach in Florida State basketball history. With Young on the staff, the Dolphins improved their overall and conference win totals in both years he worked with the legendary Florida State Hall of Fame member who took the Seminoles to the championship game of the 1972 NCAA Tournament against basketball legend John Wooden and UCLA.

NATIVE FLORIDIAN

Young is a native of Miami, Fla., where he began to make a name for himself at Carol City High School. He led the Chiefs to a state championship as a junior and earned a nomination for the prestigious McDonald’s All-American team as a senior. Young was part of the Carol City teams that earned a 66-7 record (.904 winning percentage) during his junior and senior seasons.

ASSISTANT COACH AT GEORGIA TECH

In four years as an assistant coach under Paul Hewitt at Georgia Tech (2006-09) he helped coach the Yellow Jackets into the NCAA Tournament in 2007 and to seven victories over ranked teams in his four seasons with the Yellow Jackets. Included in the Jackets victories over ranked teams were wins over No. 4 ranked Wake Forest on January 31, 2009, No. 8 North Carolina on March 1, 2007 and No. 11 Duke on January 10, 2007. During his four seasons at Georgia Tech, he helped develop the careers of eight players who have or who are playing in the NBA including first round draft choices Thaddeus Young, Derrick Favors, Iman Shumpert and second round picks Gani Lawal and Glen Rice, Jr.

ASSOCIATE HEAD COACH AT TENNESSEE CHATTANOOGA

Young was named the Associate Head Coach at the University of Tennessee Chattanooga where he earned success as a coach on the collegiate level. The Mocs won the North Division championship of the Southern Conference, won the Southern Conference Championship and played in the schools’ first NCAA Tournament since 1997 in his only season at Chattanooga in 2005.

HELPED BUILD A WINNER AT AUBURN

Young helped build Auburn into one of the top programs in the SEC during two different and very successful stretches with the Tigers (1994-97 and 2000-04). During his time at Auburn, he helped recruit Chris Porter and Marquis Daniels to the Plains. Porter was a second round pick of the Golden State Warriors in 2000 while Daniels was signed as free agent by the Dallas Mavericks in 2003. Porter led Auburn to the Sweet 16 of the NCAA Tournament in 2000 while Daniels led the Tigers to the Sweet 16 of the NCAA Tournament in 2003.

YOUNG AT NORTHEASTERN

Young was an assistant coach at Northeastern for one season (2000) where he worked with Marcus Blossom, one of the top 10 scorers in school history. Blossom earned all-conference honors in the America East during Young’s only season with the Huskies.

RECORD HOLDER AT GEORGIA SOUTHERN

One of the greatest players in Georgia Southern history, Young is one of only 11 players in school history to score more than 1,500 career points (11th, 1,517 career points) and still has his name

ASSISTANT COACHING POSITIONS

| Year | School | Overall/Conference Record | Accomplishments |
|---------|-----------------------|---------------------------|------------------------------------------------------------------------------------------------|
| 1996-97 | Auburn | 16-15/6-10 SEC | UAB Holiday Hoopfest Champions |
| 1997-98 | Jacksonville | 8-19/6-12 Sun Belt | Helped improve overall and conference win total by 20% |
| 1998-99 | Jacksonville | 12-15/7-9 Atlantic Sun | Helped increase the overall wins by 38% |
| 1999-00 | Northeastern | 7-21/5-13 America East | Highest ranked recruiting class in school history |
| 2000-01 | Auburn | 18-17/7-9 SEC | NIT Second Round |
| 2001-02 | Auburn | 12-16/4-12 SEC | Wins over nationally ranked Alabama and Georgia teams |
| 2002-03 | Auburn | 22-16/8-8 SEC | NCAA Tournament Sweet 16 |
| 2003-04 | Auburn | 14-14/5-11 SEC | Win over ranked LSU Team |
| 2004-05 | Tennessee Chattanooga | | 20-11/10-6 Southern Conference NCAA Tournament First Round Southern Conference Champions |
| 2005-06 | Georgia Tech | 11-17/4-12 ACC | Wins over ranked Boston College and NC State teams |
| 2006-07 | Georgia Tech | 20-12/8-8 ACC | NCAA Tournament First Round |
| 2007-08 | Georgia Tech | 15-17/7-9 ACC | Win over ranked Clemson team |
| 2008-09 | Georgia Tech | 12-19/2-14 ACC | Wins over two ranked teams including No. 6 Wake Forest NIT Semifinals |
| 2013-14 | Florida State | 22-14/9-9 ACC | |

HEAD COACHING POSITIONS

| Year | School | Overall/Conference Record | Accomplishments |
|---------|------------------|--------------------------------|---------------------------------------------------------------------------------------------------------|
| 2009-10 | Georgia Southern | 9-23/6-12 Southern Conference | Recognized collectively by ESPN for the best recruiting class in the Southern Conference |
| 2010-11 | Georgia Southern | 5-27/1-17 Southern Conference | Coached and helped developed Eric Ferguson to an honor of All-Freshman team |
| 2011-12 | Georgia Southern | 15-15/12-6 Southern Conference | Southern Conference Coach of the Year |
| 2012-13 | Georgia Southern | 14-19/7-11 Southern Conference | Led the Eagles to a victory over Virginia Tech marking the first win over an ACC team in school history |

etched prominently in the Georgia Southern record book. One of the greatest shooters in school history, Young is still the school’s career leader in 3-point field goal shooting percentage (.409 percent), is ranked third in school history in career free throw shooting percentage (.781 percent) and shot nearly .460 from the field during his four-year varsity letter winning career. More than 20 years after his playing career ended in 1993, Young is still ranked in the top 10 in school history for career assists (second, 530), career 3-point field goals made (third, 241), career 3-point field goals attempted (fourth, 589), career steals (sixth, 162), career field goals made (tied for eighth, 533) and career field goals attempted (eighth, 1,166). He led the Eagles with a career high 17.1 points per game scoring average as a senior in 1993, led the team in 3-point field goals made three times (1991, 1992 and 1993) and led the team in assists each of his four seasons as the Eagles’ starting point guard. Young was Georgia Southern’s leader in points scored (479), points per game (17.1 ppg), 3-point field goals made (93), 3-point field goals attempted (225), 3-point field goal percentage (.413), free throw percentage (.754), steals (52) and assists (143) during his senior season (1992-93).

HONORS AS A PLAYER

Young was a three-time all-conference selection at the point guard position in two different leagues during his four years on the varsity at Georgia Southern (1990-93). He earned all-conference second team honors in the Trans America Athletic Conference in 1991 and 1992 and all-conference first team honors in the Southern Conference during his senior season in 1993. Young was named the Most Valuable Player of the TAAC Tournament in 1992 as he led the Eagles to one of three conference championships in school history. The Eagles’ victory over Georgia State in the 1992 TAAC Tournament propelled Georgia Southern into the NCAA Division I Men’s Basketball Tournament for only the third time in school history. Young was recognized as a Basketball Legend by the Southern Conference during the Southern Conference Tournament in 1995.

GEORGIA SOUTHERN ATHLETICS HALL OF FAME

Young is one of nine players in school history who has been inducted into the Men’s Basketball Hall of Fame at Georgia Southern. He was inducted into the school’s Athletic Hall of Fame in 2008.

PROFESSIONAL CAREER

Young played professionally in France in 1994 before returning to Georgia Southern to earn his degree in broadcasting.

PERSONAL

Young, 42, and his wife, Carolyn, have four children: daughters Ariel and Audia and sons Isaiah and Nehemiah. Carolyn is a two-time Kodak All-American selection who led Auburn to a pair of Final Four appearances during her career. At Auburn she was named the SEC Player of the Year in 1991 and played for the Portland Fire of the WNBA. She was a member of the 1992 United States Olympic National Team that won the Bronze Medal at the 1992 Barcelona Olympics.





JACOB RIDENHOUR

- **Director of Operations**
- **10th Season at Florida State**



Jacob Ridenhour, whose knowledge of the game of basketball extends far beyond the court, is in his 10th season as Florida State's director of basketball operations. His knowledge of the game and his proven ability as an athletic administrator makes him one of the most valuable members of head coach Leonard Hamilton's coaching staff. Ridenhour has an incredible ability to quickly realize big picture issues, assess challenges and develop successful ideas on how to move Florida State's program to the next level.

Ridenhour's administrative and coaching expertise includes coaching experience at the high school, AAU and college levels and 18 years of administrative experience at two successful, Power Five conference schools -- Florida State in the ACC and Auburn in the SEC.

Ridenhour has been a member of 18 postseason teams including six NCAA Tournament teams and three NCAA Sweet Sixteen teams at Florida State (2011) and Auburn (1999 and 2003). He was also a member of the Seminoles' 2012 ACC Championship team.

As the director of operations at Florida State, Ridenhour's responsibilities include management of the program, office and team fiscal matters, all aspects of travel, academic development and contracts. He is the primary liaison with University and Athletic Administration, educators, fan groups and opposing schools.

Ridenhour is also director of the Florida State Basketball Camps. His responsibilities include organizing, marketing, and operating the camps. Ridenhour has created and instituted the highly successful Florida State Team Camp with teams from throughout the southeast and numerous international teams -- the largest of its kind at Florida State -- and brought in annual sessions of the prestigious Five-Star Basketball Camp to Tallahassee, both providing significant economic and financial impact to the Tallahassee community.

Ridenhour has been integrally involved in the inner workings of two major Division I athletic departments for 20 years. He began his collegiate career at Auburn as a team manager in 1993, for the late Tommy Joe Eagles. Later joining the staff at Auburn University for Cliff Ellis, the former head coach at Auburn and Clemson, where he created and administered the programs budget and was primary contact to the University Administration pertaining to the basketball team as well as overseeing player development. Ridenhour was the director of the highly successful Auburn Basketball Camp program.

While at Auburn, Ridenhour was instrumental in taking the Auburn program to unprecedented heights, reaching postseason play six times in his eight years with two trips to the NCAA Sweet Sixteen and the 1999 regular season SEC Championship. He was involved in the fundraising, marketing and management of the Auburn Basketball brand. He was also responsible for the design and development of the Auburn Basketball Museum and was instrumental in the redesign of the office and locker room renovations.

Ridenhour has tremendous international experience with teams and programs involving tournaments, traveling, games and all aspects related to legal documents and requirements. Ridenhour has been with teams on three continents including Europe and Africa as well as Canada and the Caribbean.


Ridenhour coordinated the Seminoles' trip to Greece during the summer of 2013.

Prior to joining the Seminoles in the fall of 2005, Ridenhour participated in the NBA's Basketball Without Borders and traveled with the NBA to Dakar, Senegal and Johannesburg, South Africa. He co-directed the Island Shootout in Nassau, Bahamas in 2004 and 2005.

Ridenhour is also a frequent color analyst for ESPN3 and the Seminole IMG Radio Network for Florida State games. He made his television debut on ESPN3 in the Seminoles' 2011-12 season opener against Jacksonville.

A native of Salisbury, North Carolina, Ridenhour received his bachelor's degree in education from Auburn in 1995 and his master's degree in sport administration from Florida State in 2008.

Ridenhour was married to Evette O'Connor in 2011. The couple reside with Evette's two sons James (13) and Will (9) in Tallahassee.



MICHAEL BRADLEY

- **Strength and Conditioning Coach Men's Basketball**
- **13th Season at Florida State**



Michael Bradley's position with Florida State's Basketball team includes creating rigorous schedules and strength and conditioning endurance regimes. Along with head coach Leonard Hamilton, Bradley brings knowledge and immense energy in maintaining high performance levels in the weight room. He has commitment and dedication with the basketball team in the Basketball Training Facility which keeps the Seminoles as an elite Division I Program.

Bradley has helped the Seminoles win the ACC Championship in 2012 and play in a school record four consecutive NCAA Tournaments (2009, 2010, 2011 and 2012).

Bradley designed and equipped the state-of-the-art weight room in the Seminoles' Basketball Training Facility that opened in 2002. The weight room is considered to be one of the best and most complete in all of Division I sports.

Bradley also worked at the University of Miami under Hamilton from 1995-98 where he worked with eight teams, which included one NCAA Tournament and one NIT appearance by the men's basketball team.

Bradley came to Florida State from Stanford where the athletes he worked with achieved tremendous success in the weight room and on the field. At Stanford, Bradley worked directly with the men's basketball, men's swimming and field hockey teams. In addition, he assisted with the strength and conditioning efforts for the nationally ranked football, women's basketball, women's swimming and softball teams. During his four-year tenure at Stanford, the Cardinal won the Sears' Directors' Cup as the nations top overall program in Division I athletics four times. Stanford played in the NCAA Tournament each of the four years Bradley worked with the men's basketball team. In 2002, the Cardinal was 31-3 and led the nation in victories.

He has also worked at the U.S. Military Academy (1994-95), South Carolina (1993-94) and Southern Methodist (1990-93) and was an assistant football coach at UC Santa Barbara (1989-90).

Bradley has worked with nine postseason tournament teams, nine NBA Draft selections (Tim Pickett, Von Wafer, Alexander Johnson, Al Thornton, Toney Douglas, Solomon Alabi, Ryan Reid, Chris Singleton and Bernard James) during his first 10 years at Florida State.

Bradley earned a bachelor's degree in chemistry from San Diego State in 1989 and a master's in chemistry from UC Santa Barbara in 1990.

Bradley is married to the former Dr. Terra Williams. They have one son, Garr Atticus Bradley, born in 2013.





ERICK CASTO

- **Equipment Manager
Men's Basketball**
- **8th Season at Florida State**

Erick Casto, has a deep commitment to the men's and women's basketball team; and as equipment manager, he oversees the operations of the team with head coach Leonard Hamilton.

Now in his eighth season, Casto has been involved with the Seminoles basketball teams since 2004. His understanding of the sports management makes him a vital member to the Florida State Athletics Academic Support Department.

Casto performs numerous tasks that range from distribution of all team equipment to the Seminole players and coaches to set-up and organization of the highly successful Leonard Hamilton Boys' Basketball camps during the summer.

Before coming to Florida State in 2004 Casto was the head basketball manager at Mississippi State University.

Casto's responsibilities included overseeing the managerial staff and completing tasks for the coaching staff and members of the department of athletics. During his career at Mississippi State, Casto helped the Bulldogs earn the SEC Western Division Championship in 2003 and the SEC Championship in 2004. Mississippi State advanced to the NCAA Tournament in both seasons.

Casto was the Head Student Basketball Manager from 2000-2002 for the nationally recognized Okaloosa-Walton Community College men's basketball team. In 2002 the Raiders finished sixth in the nation at the NJCAA Tournament. While at OWCC, Casto was responsible for the tracking of all the inventory and equipment for the men's basketball program. In addition, Casto worked with the visiting teams and served as the team's videographer at home and on the road.

Casto earned his bachelor's degree in sport management from Florida State in 2006. Casto earned Dean's List recognition and was a member of the National Honor Society throughout his academic career.

In August of 2004, Casto and his wife, Amy, were married. Their first child, Caden, 4, was born on April 2, 2010, and their second, Mason, was born on July 20, 2014.



KYLE CREGAN

- **Video Coordinator**
- **4th Season at Florida State**

Kyle Cregan is in his fourth season as the video coordinator for the Florida State men's basketball after helping the program win its first ever ACC Championship in 2012. He is responsible for managing the Seminoles' multi-million dollar video unit in the Florida State Basketball Training Center. The unit was designed specifically for the Seminole men's basketball program and allows the coaching staff to provide the best teaching and development information to each of the players in the program. The system allows for the instantaneous study of practice and game video which helps each player improve his skills and abilities on a daily basis. The extensive work done by the Florida State staff in the area of player development has seen nine Seminoles drafted by eight different NBA teams in the last 10 years.

Cregan spent his first two years on Leonard Hamilton's staff as a graduate manager. In his role as a graduate manager at Florida State, Cregan helped the Seminoles reach back to back NCAA tournaments including a Sweet 16 appearance in 2011. Cregan was instrumental in assisting the coaching staff in practice and individual workouts where he gained valuable on the court experience working with 2010 NBA draft picks Solomon Alabi and Ryan Reid, 2011 NBA lottery pick and two-time ACC Defensive Player of the Year Chris Singleton, and 2012 NBA draft pick Bernard James. Florida State has finished in the top three of the ACC standings and played in three consecutive NCAA Tournaments in Cregan's time on Hamilton's staff.

Before joining Hamilton's staff at Florida State in 2009, Cregan was an assistant men's basketball coach at Flagler College. He evaluated and recruited high school and junior college athletes throughout the United States. Cregan prepared and presented detailed scouting reports, organized and conducted individual workouts, and was responsible for all basketball operations and fundraising.

Cregan was a four-year letter winner for the Flagler College men's basketball team and helped the Saints advance to the NAIA Division II Sweet 16 in both 2004 and 2005. The Saints won both the Florida Sun Conference regular season and tournament championships during his freshman season. He then helped the Saints make the transition from an NAIA institution to an NCAA Division II school during his junior and senior seasons.

Cregan was the head boys' junior varsity basketball coach and assistant boys' varsity coach at River Ridge High School in New Port Richey, Fla., in 2008. He designed a year-long practice schedule that encompassed individual skill training as well as strength and speed training. Cregan was also responsible for monitoring his players' academic progress. His team finished with a 17-1 record.

While earning his master's degree at Florida State in 2011, Cregan taught 'Theory and Practice of Basketball' in the Department of Sport Management. He was also an ESE teacher at River Ridge High School.

Cregan earned his bachelor's degree in business administration from Flagler College. He was a four-year letterwinner for men's basketball and a winner of a Florida's Bright Futures Scholarship. He received his master's degree in sport management from Florida State in 2011.





CHARLIE HOGAN

- Academic Coordinator
- 3rd Season at Florida State



Charlie Hogan joined the Florida State Athletic Department in June 2012 and is the Academic Advisor for men's basketball and the golf teams. In January 2014 he was named Assistant Director for the department. His duties include oversight of the class checking program and the Student-Athlete Academic Services Staff Internship program.

Hogan provides counseling and guidance to student-athletes regarding academic and personal skill development as well as monitoring eligibility, advisement, and assisting in the recruitment of all prospective student-athletes.

Prior to coming to Florida State Hogan worked at the University of Alabama at Birmingham as the Academic Advisor for men's basketball, women's cross country, and women's track and field. He also served as the Community Service Coordinator for the department. Before working at UAB, Hogan worked at the University of Wyoming where he was the Academic Coordinator for the men's basketball and wrestling programs.

Hogan got his start in collegiate athletics while attending graduate school at Louisiana Tech. He began working in the Athletic Academic center as a graduate assistant. During his time there, he was promoted to the Academic contact for football and finally to Acting Assistant Athletic Director for Academics. Other responsibilities for Hogan included working as the Academic Advisor for men's and women's basketball, directing the student-athlete tutoring program, and overseeing the student-athlete book loan program.

Hogan worked at ESPN 97.7 FM, one of the nation's largest all sports talk stations, from 2003-09. There, he worked as play-by-play talent for collegiate and high school football, basketball, baseball, and softball broadcasts. Hogan also was an on-air producer for the Louisiana Tech, LSU, and Grambling State radio networks. Hogan is a graduate of Louisiana Tech University where he earned his Bachelor's degree in Computer Information Systems in 2004 and a Master's degree in Industrial Organizational Psychology in 2007.

Hogan is an active member of the National Association of Athletic Advisors (NAA). A native of Choudrant, Louisiana, Hogan and his wife Jennifer have a son - Ethan.



SAM LUNT

- Head Basketball Trainer
- 31st Season at Florida State



Sam Lunt, the longest tenured athletic trainer at Florida State and the longest tenured member of the men's basketball staff, is in his 31st season as a member of the Seminole athletic staff. He is responsible for the athletic training and medical operations for the nationally ranked men's basketball team.

Lunt oversees the medical needs for the Seminoles men's basketball team and teaches courses in the sports medicine department.

Lunt began working with the men's basketball team in 1988 and is the longest tenured member of the Florida State basketball staff. The Seminoles have appeared in eight NCAA Tournaments, four NIT tournaments and won the 2012 ACC and 1991 Metro Conference Championships with Lunt on the sidelines. He has been the trainer for both of Florida State's NBA Draft Lottery selections: Al Thornton in 2007 and George McCloud in 1989 and worked extensively with Toney Douglas who was selected in the first round of the 2009 NBA Draft and Chris Singleton who was selected in the first round of the 2011 NBA Draft.

Lunt came to Florida State in 1983 after receiving his bachelor's degree in athletic training from the University of Miami. While at Miami, he worked as a student trainer in the Hurricane athletic department and served as an assistant trainer with the Miami Dolphins of the NFL during the summer of 1982.

As a graduate assistant at Florida State, Lunt worked with the Seminole football team while earning his master's degree in sports psychology. During the 1985 spring football season, he worked for the Jacksonville Bulls of the USFL.

Lunt was a member of the training staff at the 1989 World University Games in Duisburg, Germany, the 1987 U.S. Olympic Festival and 1991 AAU Junior Olympics that were held in Tallahassee.

Lunt was named the Professional Outreach Athletic Trainer of the Year by the Athletic Trainers' Association of Florida in 2004. He became the first recipient of the award given by the ATAF to the trainer who has done their best to advance the profession and the association.

Lunt, 53, is married to the former Agnes Bundick. The couple has three children: Ryan, (17) and 14-year old twins, Sean and Erin.

He is a certified member of the National Athletic Trainers Association.

MEN'S BASKETBALL SUPPORT STAFF



Vic Sun
Special Assistant
to Coach Hamilton



Kat Moore
Administrative Assistant
to the Assistant Coaches



Alex Wilzbacher
Graduate Manager



Ryan Sharbaugh
Graduate Manager



Dan Torres
Graduate Manager



Bobby Suarez
Video Assistant



Blake Donley
Student Manager



Matt Haysley
Student Manager



Zach Koppe
Student Manager



Kevin Maguire
Student Manager



Lazaro Toledo
Student Manager



Jason Jacoby
Student Manager

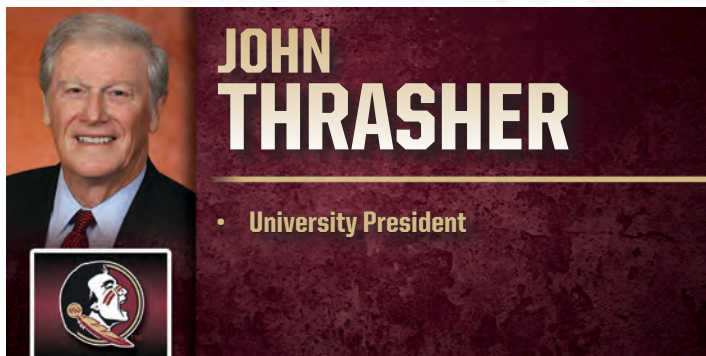


Chris McHargue
Student Manager



Frank Popeski
Graduate Assistant
Equipment Manager





John Thrasher, a Florida State University alumnus and former state senator, is the university's 15th president.

Thrasher earned a bachelor's degree in business from Florida State in 1965. After leaving Florida State, Thrasher joined the U.S. Army where he received the Army Commendation Medal in Germany and was awarded two Bronze stars for his service in Vietnam. He was honorably discharged as a captain in 1970.

Thrasher then returned to his alma mater to earn a law degree with honors in 1972.

In his political career, Thrasher has served on a school board, in the Florida House of Representatives and in the Florida Senate. His success as a leader, businessman and lobbyist has helped him to develop strong ties within the community.

After working in private law practice in Daytona Beach and Tallahassee for several years, Thrasher returned to Jacksonville to serve as general counsel of the Florida Medical Association, a position he held for 20 years. He also served as "of counsel" to the Jacksonville law firm of Smith, Hulsey & Busey from 1996 to 2008. Thrasher was a partner of Southern Strategy Group, a Tallahassee-based governmental relations firm, from 2001 to 2009.

Thrasher's political career began in 1986 when he was elected to the Clay County School Board where he served as vice chairman, then chairman. He then became a state representative in 1992, and he was re-elected without opposition in 1994, 1996 and 1998. Thrasher was unanimously elected as the speaker of the Florida House of Representatives in 1998, where he supported legislation such as the "A+ Education Plan" and the largest tax cut in Florida history.

He was elected to the Florida Senate in 2009 and subsequently re-elected. He served as chairman for the Republican Party of Florida in 2010. As senator, Thrasher served as the chair of the Rules Committee and was involved in the Appropriations, Community Affairs, Ethics and Elections, Gaming, Judiciary, Regulated Industries, and Joint Legislative Budget Commission committees. He also served on the Appropriations Subcommittees on Education as well as Health and Human Services.

From 2001 to 2005, Thrasher was the first chair of Florida State University's Board of Trustees. In 2002, Thrasher was a key supporter of legislation that brought funding to the development of FSU's College of Medicine, and a building at the college is named in his honor.

Born in Columbia, S.C., Thrasher grew up in Jacksonville after moving to Florida in 1949. He and his wife, Jean, have three children and eight grandchildren.



John Thrasher and wife Jean

2014-15 FLORIDA STATE BOARD OF TRUSTEES



**Allan Bense,
Chair**



**Leslie Pantin,
Vice Chair**



**Kathryn
Ballard**



**Edward E. "Ed"
Burr**



**Joseph L.
Camps**



**Stefano J.
Cavallaro**



**Emily
Fleming Duda**



**Joseph
Gruters**



**Wm. Andrew
Haggard**



**Mark
Hillis**



**Margaret A. "Peggy"
Rolando**

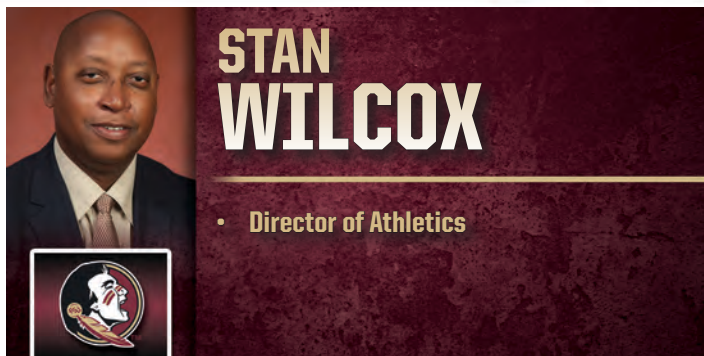


**Brent W.
Semblar**



**Gary
Tyson**





Stan Wilcox was named FSU's eleventh full-time Athletics Director in August of 2013. In his first year at the helm, the Seminoles won a National Championship in football, finished second in the nation in women's soccer, advanced to the softball Women's College World Series and finished 12th in the Learfield Sports Athletic Director's Cup.

The 2013-14 year was a success both on and off the field for Wilcox and the Seminoles. Freshman football player Jameis Winston became the youngest Heisman Trophy winner in the history of the sport while pitcher Lacey Waldrop gained similar national recognition as the USA Softball Player of the Year. It was the first time since 2008 the Seminoles had two student-athletes named the best player in the nation in their respective sport. Sixty-five Seminoles earned All-America honors and six student-athletes were named CoSIDA Academic All-Americans, as well.



There was also plenty of success on the conference level. Florida State won more ACC Championships (eight) last year than ever, eclipsing the previous high of five in 2011-12. Individual honors earned by FSU student-athletes during Wilcox's inaugural campaign include nine Seminoles named ACC Performer of the Year, 22 individual ACC Champions and two ACC Scholar Athletes of the Year.

Wilcox came to Florida State from Duke where he served as Senior Deputy Director of Athletics since 2008. During his time at Duke, Wilcox's duties included managing the day-to-day operation of the department and oversight of the football program. Other oversight responsibilities included Human Resources, Contracts, Legal Affairs, Athletics Training, Strength and Conditioning, Equipment, Campus Recreation, Physical Education, Marketing and Promotions, Ticketing, Digital Media, Sports Information and Video Operations. In addition, Wilcox was responsible for coordinating football scheduling.



Stan and Ramona Wilcox

Before arriving at Duke, Wilcox, a former basketball letterman at Notre Dame, spent three years as the deputy director of athletics at his alma mater. Prior to returning to South Bend in 2005, he served 11 years as an associate commissioner of the BIG EAST Conference.

While working at the BIG EAST Conference, Wilcox was the league's representative to the NCAA Management Council from 2000-05 and served on the Management Council subcommittees on incentives and disincentives, governance, nominations and the task force to review the NCAA's one-time transfer exception rule. His national compliance responsibilities extended to the NCAA recruiting task force and the basketball issues committee. His internal BIG EAST Conference duties included handling the league's NCAA governance, legislative, enforcement, compliance services and legal issues. In recognition of his outstanding service, he was awarded the 2001-02 National Association of Athletics Compliance Coordinators Outstanding Achievement Award.

Wilcox has spent considerable time during his career expanding opportunities for others. He helped to create the Minority Opportunity Athletics Association and subsequently served as a member of its Board, and from 2003 to 2005 he was President of the Black Coaches Association (BCA) where he also was a Board member for 11 years.

Before his tenure at the BIG EAST, Wilcox worked as a legislative assistant at the NCAA from 1989-94. Prior to that, he worked as a senior court analyst for the Kings County Supreme Court in Brooklyn, N.Y., from 1982-89. Following his graduation from Notre Dame in 1981 with a degree in economics, he spent one year as an account executive for Serres, Visonos & Rice Insurance in New York, N.Y., and as a graduate assistant basketball coach at C.W. Post College.

A native of North Babylon, N.Y., Wilcox played in 100 career games on the hardwood for the Fighting Irish and was a member of Notre Dame's 1978 club that faced Duke in the NCAA Final Four in St. Louis, Mo. He helped the Irish to a four-year ledger of 92-26 with four NCAA Tournament berths. Wilcox went on to earn a juris doctor degree from the Brooklyn Law School in 1988 and is a member of the New York State Bar Association.

"I have watched Stan Wilcox perform at such an efficient level during his career and I knew that at some point he would have his own program to run. I saw him grow as associate commissioner in the Big East when I was at Miami and then watched him excel as an associate athletics director at Duke since I have been at Florida State. I can't think of a more qualified person to take over our program at this important time for both Florida State and the new ACC. With the growth of the ACC, it has the potential to become the greatest conference in the history of college athletics. We are very fortunate to have a person of Stan Wilcox's character and experience taking over our program."

**- LEONARD HAMILTON, FLORIDA STATE UNIVERSITY
HEAD MEN'S BASKETBALL COACH**





CINDY HARTMANN

- Deputy Athletics Director for Administration

Cindy Hartmann was hired in the spring of 2014 to the newly created position of Deputy Director of Athletics for Administration at FSU. Hartmann, who has served as Associate Athletic Director for Compliance at Duke for the past five years, will join FSU's executive athletic staff with primary responsibility for human resources.

Hartmann leaves Duke where she administered the compliance office and served as primary sport oversight for the Blue Devil's rowing program and secondary administrator for women's basketball. Before transitioning to her compliance role, Hartmann served as Assistant Director of Athletics for Human Resources beginning in 2008. Prior to her work at Duke, she worked at the University of Dayton for over a decade serving most recently as an Associate Athletics Director and Senior Woman Administrator from 2001-07.

A native of Syracuse, N.Y., Hartmann's previous experience in college athletics includes stints at Georgia Perimeter College, Georgia State University, the University of Connecticut, and the University of Tennessee.

Hartmann currently serves on the NCAA Women's Basketball Issues Committee. She also served a four-year term (2002-06) on the NCAA Women's Basketball Committee and one year (2001-02) as a member of the NCAA Academics/Eligibility/Compliance Cabinet.

After earning four varsity letters as a member of the basketball team, Hartmann graduated from Syracuse University in 1991 with a degree in photojournalism. She went on to receive a master's degree in education-sport administration from Georgia State University in 1995.

Hartmann and her husband, Troy, are the parents of two children, Samuel and Olivia.



KARL HICKS

- Deputy Athletics Director for External Operations

Karl Hicks was hired in the spring of 2014 to the newly-created position of Deputy Director of Athletics for External Operations at FSU. Hicks oversees all external operations for athletics including tickets, sports information, marketing and promotions, communications, website and risk management and will serve as the staff liaison with Seminole Productions as well as oversight of the men's basketball program.

Hicks was the ACC Senior Associate Commissioner for Men's Basketball Operations from 2007-2014. During his seven years at the league office his responsibilities included oversight of all men's basketball operations, as well as management of the ACC Men's Basketball Tournament and two NCAA Men's Tournament second and third rounds hosted by the conference in 2009 and 2012, respectively.

Prior to his role with the ACC, Hicks served as the Assistant General Manager and Senior Vice President of Basketball Operations for the NBA's Charlotte Bobcats from 2003-2007. His initial foray in professional sports came in 2000 when he was hired by the NBA as Executive Director of the newly-created National Basketball Development League, where he spent three years. He also served at the Southeastern Conference (1998-2000) as Assistant Commissioner for Institutional and Student Services and at the NCAA as an Enforcement Representative (1994-1998).

During the 1982-1983 academic year, Hicks' senior year at the University of New Hampshire, he captained the school's ECAC North Atlantic co-champion men's basketball team. He subsequently earned an undergraduate degree in Communications from UNH. After graduation, he was hired as an assistant basketball coach at his alma mater during the 1984-1985 academic year and subsequently served in the same capacity at the American University in Washington, DC from 1985-1990. Hicks received his master's degree in business administration from the University of Maryland in 1992.

Hicks and his wife Melanie reside in Tallahassee and have a 12-year old son, Eli.



MATT BEHNKE

- Senior Associate Athletics Director for Business/Chief Financial Officer

Matt Behnke is Florida State Athletics' Senior Associate Athletic Director for Business and Chief Financial Officer. This is his second year serving in this role.

As the Department's chief financial officer, Behnke is responsible for all departmental business and financial matters, including budgetary oversight and financial reporting. He will assist in the departments' strategic planning efforts as well as serve as the financial liaison with all other University constituencies. In addition, he will oversee the department's information technology functions.

Behnke has been involved with Seminole athletic finances since 2004 as a member of the Seminole Boosters, Inc., the University's athletic development and fundraising organization. Becoming the Booster Chief Financial Officer in 2009, he oversaw all financial matters and worked with the department's business functions on all consolidated reporting functions. He was responsible for strategic planning, budgetary development and communication, financial reporting, student-athlete endowment investment implementation, and Seminole athletic facility financing. He led the effort to finance the new Albert J. Dunlap Indoor Training Center (opening in August 2013) and the new Student Housing Facility (scheduled to open in August 2014).

A native of Three Oaks, MI, Behnke graduated from Florida State University with a bachelor's degree in accounting in 1998. He began his career at the public accounting firm Thomas Howell Ferguson P.A. in Tallahassee, where he earned his CPA certification from the State of Florida Board of Accountancy.

Behnke currently serves on the FSU Fraud Prevention & Detection Committee as well as numerous Florida Institute of CPA committees.

Behnke married the former Kelly May in July 2007.



MONK BONASORTE

- Senior Associate Athletics Director Football Oversight

Monk Bonasorte is in his seventh year as Senior Associate Director of Athletics at Florida State and among his responsibilities is oversight of internal operations within the athletic department and oversight of Florida State's National Championship football team and National Championship runner-up women's soccer program.

Currently, Bonasorte is responsible for administrative oversight of the following departments: Equipment, Athletic Training, Coaches Video and Strength & Conditioning.

A member of Florida State's All-Time football team as named by Athlon Magazine, Bonasorte earned four varsity letters (1977-80), played in the 1977 Tangerine Bowl and two Orange Bowls (1980 and 1981) and was inducted into the FSU Athletics Hall of Fame in 1995 as one of the top defensive backs in school history. He ranks second in school history with 15 interceptions while his eight interceptions in 1979 ranks as the second highest single season total in school history. He has been a member of the Seminole Radio Network's pregame football broadcasts since 1995.

Bonasorte joined the Florida State athletics department executive staff in 2008 after a 13-year career as the president and executive director of the Florida State University Varsity Club - the organization that gives back to every Seminole letter winner and allows them to give back to the current letter winners. He helped build the FSU Varsity Club into one of the top organizations of its kind across the nation.

As a player, Bonasorte earned All-America Third Team honors in 1979 by the Associated Press and All-America Second Team honors from Football News in 1980 starring on one of the toughest defensive units in Florida State history in 1979. He led the nation in interceptions for the majority of the 1979 season and finished with eight to rank fourth nationally and set a Seminole record for interceptions in a season. The Seminoles ranked sixth nationally and fifth nationally during his junior and senior seasons respectively.

Bonasorte spent seven years working with the Elmont Sports Group - a leader in the building and marketing of professional sports teams. He served as the marketing director for two seasons for the Tallahassee Scorpions of indoor professional league. He served as the director of marketing for the East Coast Hockey league Tallahassee Tiger Sharks (1997-99) and served as the Vice-present and General Manager for the Tallahassee Thunder of the Arena1 Football league (1999-2003).


Bonasorte and his wife, Beverly, have two sons, T.J. and Rocky.





VANESSA FUCHS

- **Senior Associate Athletics Director/SWA**



DR. GREG BEAUMONT

- **Assoc. Dean of Undergraduate Studies/
Sr. Assoc. AD for Student-Athlete Academic Services**

Vanessa Fuchs has a long history at Florida State University as a student/athlete and administrator and in May of 2012 she was promoted to the role of Senior Associate Athletic Director/Senior Woman Administrator after serving as the department's associate athletic director for compliance since 2010. Fuchs has direct oversight of women's basketball, indoor volleyball, sand volleyball and spirit groups as well as FSU's compliance, student services and facilities departments. In addition, Fuchs currently serves as the Title IX Deputy Coordinator for athletics, is a member of the university's Diversity and Inclusion Council Communication Subcommittee and serves on the Atlantic Coast Conference (ACC) Women's Basketball, Women's Soccer and SAAC Committees. In 2011, Fuchs was appointed to serve on the Board of Directors for the National Association for Athletic Compliance (NAAC).

In June of 2013, former Florida State President Dr. Eric Barron named Fuchs the school's interim Athletics Director as she became the first female to lead the Seminoles' Athletic Department. The former Seminole basketball player was one of just seven females leading an athletics department among the 124 schools that participated at the FBS level in 2012.

Since joining the athletics staff in 2010, Fuchs has focused her time on building a comprehensive rules education program, implementing a department-wide recruiting and compliance software system and establishing a new team structure for the compliance office – all of which assisted the department in a successfully fulfilling its NCAA probationary period which concluded in March 2013.

Prior to arriving at Florida State, Fuchs committed seven years to the National Collegiate Athletic Association (NCAA) in Indianapolis, Indiana. In 2007, her extensive knowledge of NCAA legislation, interpretations and the NCAA's governance process earned her a promotion to Associate Director of Academic and Membership Affairs (AMA).

Fuchs remained rooted in AMA throughout her tenure with the NCAA. Fuchs was primarily responsible for supervising the functions of the Legislative Relief Waiver team and contributed heavily to issuing interpretations, serving as a staff liaison to NCAA governance committees and leading project teams for the association.

Before embarking on her career with the NCAA, Fuchs got her start working for the Atlantic Coast Conference as a Championships Intern in 2001. The Pompano Beach, Fla., native was a four-year letter winner for the Seminoles' women's basketball team from 1997-2001. She was the team co-captain in her senior year. Fuchs finished her career as a three-time ACC Honor Roll selection.

Fuchs graduated Magna Cum Laude with a bachelor's degree in communications at Florida State University and earned her master's degree from the University of North Carolina in sport administration. Her father, Don, was a pole-vaulter at Florida State and her brother Joseph is also an FSU alumnus.


Greg Beaumont is both an Associate Dean of Undergraduate Studies, and Senior Associate Athletics Director for Florida State University's Student-Athlete Academic Services.

In his position within the athletic department, Beaumont leads a team of academic advisors and learning specialists who provide quality academic support and counseling for more than 500 student-athletes. Dean Beaumont plays an active role in the leadership team in Undergraduate Studies while being part of the executive staff in the Department of Athletics. Beaumont's Athletic Academic staff is dedicated to the academic support and success of all Seminole student-athletes.

Dr. Beaumont earned his B.S. in Finance from the University of Florida, and earned his M.A. and Ph.D. in English from Florida State University. In addition to being an associate dean of Undergraduate Studies and a senior associate athletics director, he has also served as an adjunct instructor in English, having taught courses covering the Short Story, Women in Literature, British Literature, Contemporary Literature and Freshman Composition. He was also an instructor in the First Year Experience Program and for the Freshman Interest Group Program. He serves as an advisor for Garnet and Gold Scholars, is a member of ODK and Golden Key, is president of the national W.E.B. DuBois Honor Society and is past President of the FSU chapter of Phi Kappa Phi Honor Society.

Beaumont has won the Fred Standley award for excellence in teaching from FSU's English Department as well as having received the Phi Eta Sigma Award for Excellence in Teaching. A Vietnam veteran, he supports the campus veterans' programs.

Long-time residents of Tallahassee, Dr. Beaumont is married to his high school sweetheart, Sharon Ann. They have two children, Sarah and Matt, and five grandchildren.



DR. PAMELA L. PERREWÉ

- **Faculty Athletics Representative**

Pamela L. Perrewé (Ph.D.) is in her fourth year as the Faculty Athletics Representative to the NCAA and the Atlantic Coast Conference (ACC). She currently serves as the Vice President for the ACC.

Dr. Perrewé is the Haywood and Betty Taylor Eminent Scholar of Business Administration and Distinguished Research Professor at Florida State University. She received her Bachelor degree in Psychology from Purdue University and her Master and Ph.D. degrees in Management from the University of Nebraska. Dr. Perrewé has focused her research interests in the areas of job stress, burnout, coping, mentoring, organizational politics, emotion and personality. Dr. Perrewé has published numerous books, more than 40 book chapters and more than 120 journal articles in journals such as Academy of Management Journal, Journal of Management, Journal of Applied Psychology, and Organizational Behavior and Human Decision Processes. She holds Fellow status in the Society for Industrial and Organizational Psychology and the American Psychological Association.

Dr. Perrewé has maintained a commitment to her profession as well as to Florida State University for over 25 years, and she has won teaching, mentoring, and research awards at Florida State University. She has taught at the undergraduate, MBA, and Ph.D. levels. Further, she has served as the Management Department Chair as well as the Associate Dean for Graduate Programs in the College of Business. She has a passion for all sports (especially at FSU) and enjoys playing tennis and competing in local fitness events. She has served on the Athletics Board since 2004 and she has chaired the Athletics Board since 2011. She is married to Dr. Gerald R. Ferris and together they have six children; Erin, Jennifer, Emily, Ellie, Stephen and Matthew and one granddaughter, Lily.



Vicky Cupp
Executive Assistant
to Director of Athletics
Stan Wilcox



Kory Dahlen
Business Operations
for Basketball



Drew Longnecker
Director of Marketing
for Basketball



Matt Rudd
Ticket Operations
for Basketball



Alex Thomas
Director of Facilities
for Basketball



2014-15 PLAYERS



★ ALL-AMERICAN CANDIDATE ★

★ ALL-ACC CANDIDATE ★

★ ACC PLAYER OF THE YEAR CANDIDATE ★



AARON THOMAS

- GUARD | 6-5 | 202
- JUNIOR-21
- CINCINNATI, OHIO
- BREWSTER ACADEMY



ON THOMAS

The eyes of the nation will be on Aaron Thomas as an All-American, ACC and ACC Player of the Year candidate as the supremely-talented junior leads the Seminoles onto the court for the 2014-15 season...has opened the eyes of his opponents and coaches across the country with his scoring and defensive abilities as he prepares to become an elite college player as a junior...led the Seminoles in scoring and steals and is the fourth leading returning scorer in the ACC for the 2014-15 season...has an incredible ability to attack the basket while possessing a feathery touch on the perimeter on his jump shots which has already made him one of the top shooters in school history...is one of the Seminoles' toughest players – both physically and mentally...one of the toughest players to play for head coach Leonard Hamilton at Florida State... the Seminoles' undisputed leader who has the ability to take over a game on either the offensive or defensive end of the court at any time and who wants the basketball in his hands at all times...is not afraid to speak up in practice and in team huddles for the betterment of the team...earned All-ACC Honorable Mention honors as a sophomore as he averaged a team-leading and career-high 14.5 points per game...enters his junior season with 726 points and needs only 274 points to become only the 44th player in school history to score 1,000 or more career points...averages 363 points per season in the first two years of his career...ranked 18th in school history with his career free throw shooting percentage of .777...enters his junior season looking to become one of only seven players in school history with a free throw shooting percentage better than .800 for his career...named the ACC Rookie of the Week once during his freshman season and the ACC Player of the Week during his sophomore season...is one of only five players in school history (Bob Sura, James Collins, Chris Singleton, Michael Snaer and Thomas) who have been named the ACC Rookie of the Week and the ACC Player of the Week during their Seminole careers...named the MVP of the Seminoles' Orange Bowl Classic victory over No. 20 UMass with 18 points, four rebounds and two assists in Florida State's 61-55 win at the BB&T Center in Sunrise, Fla. ...a consistent player who scored 20 or more points seven times and in 29 of 36 games as a sophomore...has earned a leadership role in his first two seasons in Tallahassee and is one of the most confident voices on the team...Florida State's most experienced player who has played in 70 games (each game of his first two seasons) while earning 28 starting assignments including a career-high 16 during his breakout sophomore season...has helped the Seminoles win nine ACC games and finish with a .500 record or better in conference play in both of his first two seasons at Florida State...has also helped the Seminoles continue their tradition under head coach Leonard Hamilton as the third winningest program in the ACC over the last nine seasons...helped lead Florida State to victories over two ranked teams during his sophomore season with the Seminoles' victory over No. 10 VCU in the first round of the Puerto Rico Tip-Off and over No. 20 UMass in the Orange Bowl Classic...helped lead Florida State to the championship of the Coaches vs. Cancer Classic during the 2012-13 season – the fourth tournament title since 2009 for Florida





CAREER HIGHS

| | | |
|------|-----------------------|----------|
| PTS | 26 vs. Georgetown | 3-24-14 |
| | 26 at Boston College | 3-4-14 |
| | 26 vs. Charlotte | 12-17-13 |
| FGM | 10 vs. Charlotte | 12-17-13 |
| FGA | 19 vs. North Carolina | 2-17-14 |
| 3FGM | 6 vs. Virginia Tech | 2-5-14 |
| 3FGA | 8 vs. Virginia Tech | 2-5-14 |
| FTM | 11 at Pitt | 2-23-14 |
| FTA | 12 at Pitt | 2-13-14 |
| REBS | 14 at Wake Forest | 2-15-14 |
| AST | 5 vs. VCU | 11-21-13 |
| BLK | 2 at Minnesota | 12-3-13 |
| | 2 vs. Louisiana Tech | 3-19-13 |
| | 2 vs. Maine | 12-9-12 |
| STL | 6 vs. UT Martin | 11-17-13 |

State men's basketball program...his addition to the team helped the Seminoles earn a national ranking in the major national preseason polls by the Associated Press and the USA Today Newspaper to mark the first time in school history the Seminoles had been ranked in both polls to begin a season...plays well under pressure as evidenced by his high scoring average late in games during his high school and prep school career...has an incredible ability to score the basketball and an amazing ability to create his own shots because of his athletic ability...originally signed with Florida State and head coach Leonard Hamilton in November of 2010 and reaffirmed his commitment to play for the Seminoles during his one season at Brewster Academy...ranked as the No. 13 shooting guard in the nation according to Rivals.com following his post-graduate season at Brewster Academy...the 71st best overall player in the nation following his senior season at Cincinnati Withrow according to Rivals.com...also a standout player for the Queen City Prophets...scored 28 points to lead the Prophets over the Indiana Select AAU team, 81-70, on May 13, 2010...scored 38 points for the Prophets against the New York Gauchos at the AAU Super Showcase in Orlando in July of 2010...earned the Charlie Ward Outstanding Defensive Player of the Year and Bob Sura Offensive Player of the Year awards as the Seminoles 2014 season-ending Honors Banquet.

AS A SOPHOMORE (2014)

Averaged a career-high 14.5 points (first on team), a career-high 4.2 rebounds (fourth), a career-high 1.6 steals (first) and 1.8 assists (third) while shooting a career-high .454 from the field (fourth) and a career-high .808 from the free throw line (second)...led the team with a career-high 139 free throws made (first) and ranked third on the team with a career-high 39 3-point shots made...led the Seminoles in minutes played with 1,136 and a team-leading and career high 31.6 minutes played per game average... earned All-ACC Honorable Mention honors as he averaged a team-leading and career-high 14.5 points per game as a sophomore...enjoyed the best of his two year career at Florida State as he established career-highs for games played (36), games started (16), minutes played (1,136), minutes played per game (31.6 mpg), field goals made (172), field goals attempted (379), field goal shooting percentage (.454), free throws made (139), free throws attempted (172), free throw shooting percentage (.808), 3-point field goals made (39), 3-point field goals attempted (105), 3-point field goal shooting percentage (.371), offensive rebounds (36), defensive rebounds (116), total rebounds (152), rebounds per game (4.2), assists (65), steals (57), points scored (522) and points scored per game (14.5)...named the ACC Player of the Week on December 23, 2013 for his performances in Florida State's victories over Charlotte and UMass.



AS A FRESHMAN (2013)

Averaged 6.0 points (fifth on the team), 2.4 rebounds (fifth), 1.1 assists (fifth) and 0.6 steals (fifth) while playing in all 34 games and starting 12 during his first season as a Seminole...his 12 starts ranked sixth on the team and second among Florida State's freshmen (behind only Montay Brandon's 22 starts)...started the final 11 games of the season (February 13 against Miami through March 19 against Louisiana Tech) and returned as a sophomore as one of the Seminoles four starters...named the ACC Rookie of the Week on December 24, 2012 for his performances against Louisiana Monroe and Charlotte.

AT BREWSTER ACADEMY (2012)

Graduated from Brewster Academy in 2012...led Brewster to the No. 1 national ranking by Sports Illustrated in 2012...averaged 17.5 points, 5.5 rebounds and 6.0 assists per game in his only season at Brewster...led the Bobcats to a 33-1 record and the national championship...the national championship was decided on the court at the National Prep Tournament...scored 19 points in a 78-74 victory over Notre Dame Prep in the quarterfinals of the National Prep Tournament in March of 2012...led Brewster to the National Prep Tournament Championship with an 87-76 win over Hargrave Military Academy...best performance of the season came as he scored a game high 23 points to lead Brewster over the Tilton School in a game that was nationally televised by ESPN...Brewster won, 57-53, in the game that was played at Springfield College...sealed the win with a steal with 13 seconds remaining in the game that led directly to a Brewster basket and an insurmountable 55-51 advantage...scored 19 points as Brewster defeated Nerlens Noel and Tilton for a third time and completed the three game sweep of the Bobcats in late February...Tilton was led by Nerlens Noel who was considered to be one of the nation's top recruits...Noel was the No. 1 overall selection in the 2013 NBA Draft...scored his prep school career high of 36 points against No. 22 Notre Dame Prep during the regular season...named to the 2012 Hoopball Classic All-Tournament Team in leading Brewster to the team championship...earned All Northeast Prep School Athletic Conference Second Team Honors in leading Brewster to the Lakes Region League Championship in 2012...was one of seven Division I signees from Brewster in 2012...Brewster is located in Wolfeboro, N.H.

AT WITHROW

Graduated from Cincinnati's Withrow High School in 2011...averaged a team leading 22.0 points per game as a senior...earned All-Southwest District Second Team honors...a Division I All-Area First Team selection as a senior by the *Cincinnati Enquirer*...a finalist for the Mr. Basketball Honors in the State of Ohio...led Withrow to the District Championship with a game-high 25 points in an 80-70 win over Troy...a double double of 24 points and 10 rebounds in a 48-35 playoff win over Harrison...totaled a double double of 30 points, 10 rebounds and four assists as Withrow defeated Detroit Pershing, 83-71, in the Motor City Roundball Classic...scored 23 points to lead Withrow over Michigan East Grand Rapids for their second straight win in the Motor City Roundball Classic...named to the All-Tournament team at the Flyin' To The Hoop Classic in Dayton, Ohio in January of 2011...led Withrow to the state playoffs where they fell to Moeller High School.



2012-13 GAME-BY-GAME STATS

| Opponent | Pts. | Rebs. | A | TO | S | 3FG-A |
|--------------------------|------|-------|---|----|---|-------|
| South Alabama | 6 | 2 | 1 | 2 | 0 | 0-2 |
| Buffalo | 10 | 3 | 2 | 4 | 1 | 0-2 |
| vs. BYU | 6 | 2 | 1 | 2 | 0 | 0-0 |
| vs. Saint Joseph's | 2 | 0 | 0 | 0 | 0 | 0-1 |
| North Florida | 5 | 4 | 0 | 3 | 0 | 0-1 |
| Minnesota | 6 | 1 | 0 | 2 | 1 | 0-3 |
| Mercer | 0 | 1 | 1 | 1 | 0 | 0-2 |
| Florida | 5 | 3 | 1 | 1 | 0 | 1-2 |
| Maine | 15 | 5 | 2 | 0 | 1 | 1-2 |
| Louisiana-Monroe | 17 | 6 | 0 | 2 | 1 | 0-2 |
| at Charlotte | 17 | 3 | 3 | 0 | 1 | 0-1 |
| vs. Tulsa | 4 | 6 | 3 | 1 | 3 | 0-1 |
| at Auburn | 5 | 3 | 1 | 2 | 2 | 0-0 |
| at Clemson | 4 | 1 | 4 | 1 | 1 | 0-0 |
| at Maryland | 7 | 3 | 1 | 1 | 2 | 0-1 |
| North Carolina | 6 | 0 | 1 | 0 | 0 | 2-2 |
| at Virginia | 2 | 2 | 0 | 0 | 0 | 0-2 |
| Clemson | 5 | 2 | 1 | 1 | 0 | 1-1 |
| at Miami | 6 | 3 | 1 | 0 | 0 | 0-1 |
| Maryland | 2 | 3 | 2 | 1 | 0 | 0-0 |
| Duke | 14 | 0 | 2 | 0 | 0 | 1-2 |
| at Georgia Tech | 6 | 1 | 0 | 1 | 0 | 0-0 |
| at Wake Forest | 0 | 0 | 0 | 0 | 0 | 0-0 |
| Miami | 2 | 2 | 2 | 4 | 0 | 0-0 |
| Boston College | 6 | 1 | 2 | 3 | 0 | 0-0 |
| at NC State | 9 | 5 | 1 | 4 | 2 | 0-2 |
| at Virginia Tech | 10 | 3 | 2 | 2 | 1 | 1-2 |
| Wake Forest | 7 | 5 | 0 | 2 | 0 | 1-3 |
| at North Carolina | 0 | 0 | 2 | 1 | 2 | 0-1 |
| Virginia | 0 | 1 | 1 | 2 | 1 | 0-1 |
| NC State | 3 | 1 | 1 | 1 | 1 | 0-0 |
| vs. Clemson (ACC) | 5 | 1 | 0 | 0 | 0 | 1-1 |
| vs. North Carolina (ACC) | 8 | 4 | 0 | 3 | 1 | 0-1 |
| Louisiana Tech (NIT) | 4 | 3 | 0 | 1 | 1 | 0-2 |

2013-14 GAME-BY-GAME STATS

| Opponent | Pts. | Rebs. | A | TO | S | 3FG-A |
|--------------------|------|-------|---|----|---|-------|
| Jacksonville | 10 | 3 | 2 | 1 | 3 | 0-1 |
| at UCF | 9 | 2 | 3 | 5 | 3 | 0-0 |
| UT Martin | 19 | 1 | 2 | 1 | 6 | 1-2 |
| VCU | 7 | 5 | 5 | 2 | 2 | 0-0 |
| Michigan | 2 | 2 | 2 | 2 | 2 | 0-0 |
| Northeastern | 16 | 4 | 3 | 3 | 4 | 0-0 |
| at Florida | 12 | 4 | 2 | 4 | 2 | 0-3 |
| at Minnesota | 5 | 3 | 4 | 3 | 0 | 0-0 |
| Jacksonville State | 12 | 5 | 2 | 3 | 2 | 0-1 |
| Charlotte | 26 | 7 | 3 | 1 | 1 | 3-5 |
| vs. UMass | 18 | 4 | 3 | 2 | 1 | 0-0 |
| Charleston South | 19 | 2 | 2 | 2 | 1 | 2-4 |
| Virginia | 9 | 6 | 2 | 1 | 1 | 0-2 |
| at Clemson | 10 | 3 | 3 | 1 | 3 | 0-1 |
| Maryland | 14 | 4 | 3 | 4 | 1 | 3-5 |
| at Miami | 12 | 4 | 0 | 2 | 0 | 2-4 |
| at Virginia | 15 | 5 | 4 | 2 | 1 | 1-2 |
| Notre Dame | 20 | 3 | 4 | 3 | 0 | 2-2 |
| at Duke | 2 | 2 | 3 | 2 | 0 | 0-1 |
| at NC State | 12 | 4 | 2 | 2 | 1 | 1-4 |
| Clemson | 13 | 3 | 2 | 1 | 2 | 1-3 |
| Virginia Tech | 24 | 3 | 3 | 1 | 1 | 6-8 |
| at Maryland | 17 | 8 | 1 | 0 | 0 | 3-5 |
| Miami | 16 | 2 | 1 | 2 | 0 | 2-4 |
| at Wake Forest | 19 | 14 | 3 | 3 | 0 | 0-4 |
| North Carolina | 16 | 4 | 1 | 3 | 0 | 0-4 |
| at Pittsburgh | 14 | 4 | 2 | 2 | 1 | 1-4 |
| Georgia Tech | 15 | 4 | 1 | 2 | 1 | 0-2 |
| at Boston College | 26 | 6 | 2 | 2 | 0 | 3-5 |
| Syracuse | 14 | 3 | 1 | 4 | 1 | 0-6 |
| Maryland (ACC) | 14 | 3 | 1 | 7 | 0 | 1-5 |
| Virginia (ACC) | 13 | 3 | 1 | 4 | 0 | 1-3 |
| Florida GC (NIT) | 22 | 4 | 1 | 3 | 0 | 2-5 |
| Georgetown (NIT) | 26 | 6 | 2 | 2 | 1 | 2-3 |
| La. Tech (NIT) | 21 | 9 | 0 | 1 | 0 | 2-4 |
| Minnesota (NIT) | 3 | 6 | 0 | 5 | 0 | 0-3 |





AT AIKEN

Attended Cincinnati's Aiken High School as a junior...averaged 22.1 points and 7.3 rebounds and was named the Cincinnati Metro Athletic Conference Player of the Year as a junior...the No. 1 ranked player in the city of Cincinnati by Hoopniks.com...was Aiken's leading scorer... an All-Area First Team selection as a junior by the *Cincinnati Enquirer*... shot 56 percent from the field, 82 percent from the free throw line and scored 30 points or more in four different games...ranked second in the city of Cincinnati in scoring and led his team to the state tournament... averaged 15.0 points scored per game as a sophomore at Western Hills High School in Cincinnati...totaled 28 points in a single game in the 2010 adidas May Classic.

PERSONAL

Born December 3, 1991... Aaron is the son of Katrina Thomas and Dion McBride...his AAU coach, Ozzie Davis, is a very important mentor in his life...named a John Brewster Scholar during every grading period during his year at Brewster...the honor of being named a Brewster Scholar is the highest academic recognition a student at Brewster can achieve...selected Florida State over Ohio State, Clemson, Nebraska, Purdue, Cincinnati, Georgia and Louisville.

SIGNATURE GAME

All-American candidate Aaron Thomas totaled a career-high tying and game-high 26 points to go along with six rebounds and two assists in 38 minutes played Florida State's 101-90 victory over Georgetown in Tallahassee in the second round of the NIT on March 24, 2014. He was nearly unstoppable from the field as he made eight of 10 field goals (.800 percent), eight of 10 free throws (.800 percent) and two of three 3-point shots (.667 percent). He totaled 16 points in the first half to boost Florida State to a 48-35 halftime lead and added 10 points in the second half as Florida State reached their second highest point total of the season in advancing to the quarterfinals of the NIT.

PERSONALITY PROFILE

- My dream vacation spot is Dubai.
- My best moment on the basketball court is yet to come.
- My favorite website is YouTube.
- The best things about Tallahassee are the really good people who call Tallahassee home.
- My favorite class at Florida State has been a really well-taught English class.
- My favorite color is red
- My favorite movie is He Got Game starring Ray Allen and Denzel Washington.
- The reality show I watch the most is The First 48.
- The best thing about being a Florida State basketball player is playing in the ACC.
- My all-time favorite sports moment was watching Michael Jordan score 38 points while he was suffering from the flu.

CAREER STATISTICS

| Year | G-GS | FG-A | PCT. | 3FG-3FGA | PCT. | FT-FTA | PCT. | PTS.-AVG. | OR | DR | TR-AVG. | PF-D | AST | TO | BLK | STL | MIN |
|---------------|--------------|----------------|-------------|---------------|-------------|----------------|-------------|-----------------|-----------|------------|----------------|--------------|------------|------------|-----------|-----------|-------------------|
| 2012-13 | 34-12 | 73-179 | .408 | 9-41 | .220 | 49-70 | .700 | 204-6.0 | 23 | 57 | 80-2.4 | 34-0 | 38 | 48 | 19 | 22 | 632-18.6 |
| 2013-14 | 36-16 | 172-379 | .454 | 39-105 | .371 | 139-172 | .808 | 522-14.5 | 36 | 116 | 152-4.2 | 88-3 | 65 | 88 | 11 | 57 | 1,136-31.6 |
| Totals | 70-28 | 245-558 | .429 | 48-146 | .329 | 188-242 | .777 | 726-10.4 | 59 | 173 | 232-3.3 | 122-3 | 103 | 136 | 21 | 79 | 1,868-25.3 |

CONFERENCE STATISTICS

| Year | G-GS | FG-A | PCT. | 3FG-3FGA | PCT. | FT-FTA | PCT. | PTS.-AVG. | OR | DR | TR-AVG. | PF-D | AST | TO | BLK | STL | MIN |
|---------------|--------------|----------------|-------------|--------------|-------------|---------------|-------------|----------------|-----------|-----------|----------------|-------------|-----------|-----------|----------|-----------|-----------------|
| 2012-13 | 18-8 | 32-96 | .333 | 6-18 | .333 | 17-31 | .548 | 89-4.9 | 9 | 24 | 33-1.8 | 20-0 | 23 | 24 | 4 | 10 | 341-18.9 |
| 2013-14 | 18-10 | 83-201 | .413 | 25-66 | .379 | 77-88 | .875 | 268-14.9 | 19 | 62 | 81-4.5 | 45-1 | 35 | 37 | 4 | 19 | 595-33.1 |
| Totals | 36-10 | 115-297 | .387 | 31-84 | .440 | 94-119 | .790 | 357-9.9 | 28 | 86 | 114-3.2 | 65-1 | 58 | 61 | 8 | 29 | 936-26.0 |

NIT STATISTICS

| Year | G-GS | FG-A | PCT. | 3FG-3FGA | PCT. | FT-FTA | PCT. | PTS.-AVG. | OR | DR | TR-AVG. | PF-D | AST | TO | BLK | STL | MIN |
|---------------|------------|--------------|-------------|-------------|-------------|--------------|-------------|----------------|----------|-----------|---------------|-------------|----------|-----------|----------|----------|-----------------|
| 2012-13 | 1-1 | 1-7 | .143 | 0-2 | .000 | 2-2 | 1.000 | 4-4.0 | 0 | 3 | 3-3.0 | 1-0 | 0 | 1 | 2 | 1 | 29-29.0 |
| 2013-14 | 4-4 | 24-50 | .480 | 6-15 | .400 | 18-27 | .667 | 72-18.0 | 4 | 21 | 25-6.3 | 13-1 | 3 | 11 | 0 | 3 | 153-38.2 |
| Totals | 5-5 | 25-57 | .439 | 6-17 | .353 | 20-29 | .690 | 76-15.2 | 4 | 24 | 28-5.6 | 14-1 | 3 | 12 | 2 | 4 | 182-36.4 |



ON TURPIN

Was granted a sixth-year of eligibility by the NCAA Student-Athlete Reinstatement Committee on June 3, 2014 and will play his final season as a Seminole during the 2014-15 season...missed the entire 2013-14 season with a leg injury...was diagnosed with a stress reaction to the patella tendon attachment in his left leg in October of 2013 – an injury that never sufficiently healed and did not allow him to return to the court...earned his first bachelor's degree in social science in December of 2013, a certificate in emergency management in May of 2014 and is currently working towards his second bachelor's degree in international affairs...has been a member of three postseason teams during his career at Florida State – the NCAA Tournament in 2012 and the NIT in 2013 and 2014 as the Seminoles have their stretched streak of consecutive seasons playing in a postseason tournament to nine consecutive years...will look to continue his role as a starter in the Seminoles' frontcourt during the 2014-15 season...has played in 92 career collegiate games – including 34 as a Seminole – and brings three seasons of working within the Florida State system to his sixth season as a Seminole...started 25 of Florida State's 34 games including 10 of the Seminoles' 18 ACC games during the 2012-13 season...helped the Seminoles to 18 wins, a 9-9 record in ACC play and an appearance in the NIT...an outstanding pick and pop shooter and has a very soft touch on his perimeter shots...has a good knowledge of the game... an outstanding shooter who finished tied for second on the team with a .511 field goal shooting percentage as a redshirt junior...Turpin (7-0) will combine with juniors Boris Bojanovsky (7-3) and Michael Ojo (7-1) to form the tallest, most athletic and most talented front lines in all of college basketball during the 2014-15 season...practiced and learned from Bernard James who earned All-ACC Honorable Mention and ACC All-Defensive Team honors during his redshirt season in 2011-12...James was a second round NBA Draft Choice of the Cleveland Cavaliers and was traded to the Dallas Mavericks in 2012 and averages 2.1 points and 2.3 rebounds during the first two seasons of his NBA career with the Mavericks...finished eighth in the ACC in blocked shots as a redshirt junior in 2012 as he helped Florida State lead the ACC in blocked shots for the school record fourth consecutive season...one of six players in the ACC who ranked in the top 10 for blocked shots and shot better than .500 percent from the field during the 2011-12 season...is in his fourth of four seasons working with head coach Leonard Hamilton and his staff who are nationally recognized as being among the best coaches of big men in all of college basketball...Hamilton and his staff have tutored countless big men during their collegiate careers who have gone on to become strong pros including Solomon Alabi, Alexander Johnson and Bernard James at Florida State; James Jones, Tim James and Constantine Popa at Miami and Sam Bowie and Kenny Walker at Kentucky...helped lead Lincoln College to consecutive NJCAA Division II National Championships in both 2010 and 2011...led Lincoln to the 2011 NJCAA Division II National Championship with a 74-67 victory over Mott Community College on March 20, 2011...scored 19 points and pulled down seven rebounds in the championship game...scored 19 points to go along with seven rebounds and three blocked shots in Lincoln's national championship clinching victory during his freshman season...with Turpin in Lincoln's line-up in 2010 and 2011 the Lynx finished with a 58-13 record...the Lynx were 30-6 during his freshman season and 28-7 during his sophomore season... only the second player in NJCAA Division II history to be named the Most Valuable Player in two consecutive national tournaments - 2010 and 2011...only Turpin and Jeff Massey of Owens Technical College in 1992 and 1993 have won consecutive MVP honors in the Division II National Tournament... earned the First Year Academic Achievement Award from Leonard Hamilton and the coaching staff at the Seminoles' annual honors banquet in 2012...shared the award as the Seminoles' top field goal shooter at Florida State's honors banquet in 2013.

CAREER HIGHS

| | | |
|------|-------------------------|----------|
| PTS | 16 vs. Clemson | 1-24-13 |
| FGM | 5 vs. Virginia | 3-7-13 |
| FGA | 9 vs. Miami | 2-13-13 |
| FTM | 8 vs. Clemson | 1-24-13 |
| FTA | 9 vs. Clemson | 1-24-13 |
| OR | 3 vs. 6 teams | |
| | Last vs. North Carolina | 3-15-13 |
| DR | 5 at Wake Forest | 2-9-13 |
| REBS | 6 at Virginia Tech | 2-24-13 |
| | 6 at Wake Forest | 2-9-13 |
| BLK | 4 vs. Wake Forest | 2-26-13 |
| | 4 vs. Clemson | 1-24-13 |
| STL | 2 at Georgia Tech | 2-5-13 |
| | 2 vs. Buffalo | 11-12-12 |
| MIN | 29 at Georgia Tech | 2-5-13 |

KIEL TURPIN

- CENTER | 7-0 | 240
- RS-GR-1L
- NORMAL, ILL.
- NORMAL COMMUNITY WEST

AS A REDSHIRT SENIOR (2014)

A redshirt season after suffering a left leg injury at the start of preseason practice in October of 2013... diagnosed with a stress reaction to the patella tendon attachment on his left leg on October 2...the injury never healed sufficiently and he did not play in any of the Seminoles' 36 games during the season...practiced on a limited basis and participated in all team functions throughout the season...completed the requirements for his undergraduate degree in social science in December of 2013 and earned a certificate in emergency management.

AS A REDSHIRT JUNIOR (2013)

Averaged 5.4 points (sixth on the team), 3.0 rebounds (fourth) and 1.3 blocked shots (first) while shooting .511 from the field (tied for second) and playing in all 34 games for the Seminoles who played in the prestigious NIT...was one of four players (also Michael Snaer, Okaro White and Aaron Thomas) who played in each of the Seminoles' games during the 2012-13 season...started 25 of the Seminoles' 34 games making him one of only three players on the team (also Michael Snaer and Okaro White) who started at least 25 games for Florida State during the season...started the first 23 games of the season (Nov. 9 through Feb. 9) and the final two games of the season against North Carolina (March 15) in the quarterfinals of the ACC Tournament and against Louisiana Tech (March 19) in the NIT.

AS A JUNIOR (2012)

A redshirt season after transferring from Lincoln College to Florida State for the fall semester in 2011... participated in all team functions including all practices, conditioning, weight training and film sessions but did not play in any games...traveled to and prepared for every game as if he were going to play...said that playing against and learning from current NBA player Bernard James and the Seminoles' other bigs during the season was the most important aspect of the year away from competition...worked on improving his hook shot in order to give him a bigger arsenal of shots.

K. Turpin
11



SIGNATURE GAME

- Kiel Turpin scored his career-high of 16 points, pulled down four rebounds and blocked four shots in Florida State's come-from-behind 60-57 win over Clemson on Jan., 25, 2013. The Seminoles won the game in dramatic fashion on Michael Snaer's buzzer beater to take the win in Tallahassee. Turpin made four of his eight field goal attempts but did his offensive damage from the free throw line as he made eight his nine free throw attempts with all 16 of his points coming in the second half.

PERSONALITY PROFILE

- My dream vacation spot is: Bora Bora.
- My best friend on a different college basketball team is Rahjan Muhammad of Chicago State.
- My best moment on the basketball court was winning the ACC Championship in 2012 at Florida State.
- My favorite website is worldstarhiphop.com.
- The best thing about living in Tallahassee is the college environment.
- I chose Florida State because Coach Hamilton knew that I could be successful as a Seminole basketball player.
- My favorite color is black.
- My favorite movie is Shutter Island starring Leonardo DiCaprio.
- The reality show I could win is Wipeout.
- My most prized possession is my father's Kentucky jersey that I have hanging on my wall.
- My greatest sports moment has been winning back to back national championships at Lincoln College.

AT LINCOLN COLLEGE

Graduated from Lincoln in 2011...averaged 14.0 points, 6.8 rebounds and 2.0 blocked shots as a sophomore in leading Lincoln to the NJCAA Division II National Championship and earning MVP honors of the national tournament...named the Division II Region 24 Player of the Year, the Region 24 All-Region team and the Mid-West Athletic Conference Player of the Year as a sophomore...earned All-MWAC First Team honors as a freshman...scored 12 points and added five rebounds in Lincoln's 90-72 victory over Erie Community College in the 2011 semifinals...scored a double double of 16 points 11 rebounds and added two blocked shots and two assists as he led Lincoln to the national semifinals with a 80-76 win over Cecil College in Maryland in the national quarterfinals...Turpin opened the game with four straight baskets to give the Lynx a lead they never surrendered in defeating Cecil...helped Lincoln gain the NJCAA Division II preseason No. 1 national ranking...totaled a double double of 24 points and 14 rebounds in leading Lincoln over John Wood College on Feb. 11, 2011...totaled 27 points in Lincoln's win over Illinois Central College on Feb. 4, 2011 - the same night the Lynx raised their 2010 National Championship banner to the roof of their field house...averaged 11.3 points and 7.6 rebounds and 2.3 blocked shots as a freshman...in being named the MVP of the National Tournament, Turpin averaged 16.3 points and 3.8 blocked shots in leading the Lynx to the national title...totaled 21 points, eight rebounds and three blocked shots in the 2010 national championship game...Lincoln defeated Cincinnati State, 71-60, to win the national championship.

AS A REDSHIRT SENIOR (2014)

A redshirt season after suffering a left leg injury at the start of preseason practice in October of 2013...diagnosed with a stress reaction to the patella tendon attachment on his left leg on October 2...the injury never healed sufficiently and he did not play in any of the Seminoles' 36 games during the season...practiced on a limited basis and participated in all team functions throughout the season...completed the requirements for his undergraduate degree in social science in December of 13 and earned a certificate in emergency management.

AT NORMAL COMMUNITY WEST

Graduated from Normal Community West High School in 2009...averaged just over 5.0 points a game as a reserve during his senior season as a growth spurt allowed him to grow into his body.

PERSONAL

Born Oct. 1, 1989...Kiel is the son of Lisa and Chris Nichols...Kiel is the son of former Kentucky All-American Mel Turpin...Mel was a two-time All-SEC First Team pick, the 1984 SEC scoring leader and the sixth overall selection in the 1984 NBA Draft...Florida State's head coach Leonard Hamilton was an assistant coach at Kentucky when Mel was a collegiate star...grew from 6-5 to 6-11 between his junior and senior seasons of high school and grew a total of eight inches during his final two seasons of high school...before his growth spurt in high school he was teased about being shorter than his sister, a 6-4 volleyball player...major is international affairs.



2012-13 GAME-BY-GAME STATS

| Opponent | Pts. | Rebs. | Blk | S |
|--------------------------|------|-------|-----|---|
| South Alabama | 4 | 0 | 0 | 1 |
| Buffalo | 7 | 1 | 2 | 2 |
| vs. BYU | 2 | 5 | 2 | 1 |
| vs. Saint Joseph's | 2 | 0 | 0 | 0 |
| North Florida | 6 | 4 | 1 | 0 |
| Minnesota | 5 | 4 | 0 | 0 |
| Mercer | 6 | 3 | 0 | 0 |
| Florida | 3 | 1 | 0 | 1 |
| Maine | 5 | 1 | 0 | 1 |
| Louisiana-Monroe | 4 | 5 | 1 | 0 |
| at Charlotte | 4 | 5 | 1 | 1 |
| vs. Tulsa | 2 | 2 | 2 | 0 |
| at Auburn | 2 | 4 | 2 | 0 |
| at Clemson | 4 | 0 | 2 | 0 |
| at Maryland | 0 | 2 | 1 | 1 |
| North Carolina | 6 | 2 | 0 | 0 |
| at Virginia | 0 | 0 | 0 | 0 |
| NC State | 16 | 4 | 4 | 0 |
| Clemson | 2 | 2 | 0 | 0 |
| at Miami | 6 | 2 | 3 | 1 |
| Maryland | 7 | 4 | 1 | 1 |
| Duke | 10 | 5 | 3 | 2 |
| at Georgia Tech | 8 | 6 | 0 | 1 |
| at Wake Forest | 9 | 4 | 2 | 0 |
| Miami | 6 | 1 | 2 | 0 |
| Boston College | 5 | 4 | 3 | 0 |
| at NC State | 8 | 6 | 0 | 0 |
| at Virginia Tech | 4 | 4 | 4 | 0 |
| Wake Forest | 9 | 4 | 2 | 1 |
| at North Carolina | 11 | 0 | 1 | 0 |
| Virginia | 5 | 5 | 2 | 0 |
| vs. Clemson (ACC) | 0 | 2 | 0 | 0 |
| vs. North Carolina (ACC) | 8 | 5 | 1 | 0 |
| Louisiana Tech (NIT) | 8 | 4 | 1 | 0 |

CAREER STATISTICS

| Year | G-GS | FG-A | PCT. | 3FG-3FGA | PCT. | FT-FTA | PCT. | PTS.-AVG. | OR | DR | TR-AVG. | PF-D | AST | TO | BLK | STL | MIN |
|---------------|---------------------|---------------|-------------|------------|-------------|--------------|-------------|----------------|-----------|-----------|----------------|-------------|-----------|-----------|-----------|-----------|-----------------|
| 2011-12 | DNP-Redshirt Season | | | | | | | | | | | | | | | | |
| 2012-13 | 34-25 | 70-137 | .511 | 0-2 | .000 | 44-63 | .698 | 184-5.4 | 42 | 59 | 101-3.0 | 79-1 | 10 | 30 | 43 | 14 | 537-15.8 |
| 2013-14 | DNP-Redshirt Season | | | | | | | | | | | | | | | | |
| Totals | 34-25 | 70-137 | .511 | 0-2 | .000 | 44-63 | .698 | 184-5.4 | 42 | 59 | 101-3.0 | 79-1 | 10 | 30 | 43 | 14 | 537-15.8 |

CONFERENCE STATISTICS

| Year | G-GS | FG-A | PCT. | 3FG-3FGA | PCT. | FT-FTA | PCT. | PTS.-AVG. | OR | DR | TR-AVG. | PF-D | AST | TO | BLK | STL | MIN |
|---------------|---------------------|--------------|-------------|------------|-------------|--------------|-------------|----------------|-----------|-----------|---------------|-------------|----------|-----------|-----------|----------|-----------------|
| 2011-12 | DNP-Redshirt Season | | | | | | | | | | | | | | | | |
| 2012-13 | 18-10 | 45-85 | .529 | 0-1 | .000 | 26-35 | .743 | 116-6.4 | 21 | 34 | 55-3.1 | 54-1 | 5 | 17 | 30 | 7 | 325-18.1 |
| 2013-14 | DNP-Redshirt Season | | | | | | | | | | | | | | | | |
| Totals | 18-10 | 45-85 | .529 | 0-1 | .000 | 26-35 | .743 | 116-6.4 | 21 | 34 | 55-3.1 | 54-1 | 5 | 17 | 30 | 7 | 325-18.1 |

NCAA STATISTICS

| Year | G-GS | FG-A | PCT. | 3FG-3FGA | PCT. | FT-FTA | PCT. | PTS.-AVG. | OR | DR | TR-AVG. | PF-D | AST | TO | BLK | STL | MIN |
|---------------|---------------------|------|------|----------|------|--------|------|-----------|----|----|---------|------|-----|----|-----|-----|-----|
| 2011-12 | DNP-Redshirt Season | | | | | | | | | | | | | | | | |
| Totals | DNP-Redshirt Season | | | | | | | | | | | | | | | | |

NIT STATISTICS

| Year | G-GS | FG-A | PCT. | 3FG-3FGA | PCT. | FT-FTA | PCT. | PTS.-AVG. | OR | DR | TR-AVG. | PF-D | AST | TO | BLK | STL | MIN |
|---------------|---------------------|------------|-------------|------------|-------------|------------|--------------|--------------|----------|----------|--------------|------------|----------|----------|----------|----------|----------------|
| 2012-13 | 1-1 | 3-5 | .600 | 0-0 | .000 | 2-2 | 1.000 | 8-8.0 | 3 | 1 | 4-4.0 | 3-0 | 0 | 0 | 1 | 0 | 14-14.0 |
| 2013-14 | DNP-Redshirt Season | | | | | | | | | | | | | | | | |
| Totals | 1-1 | 3-5 | .600 | 0-0 | .000 | 2-1 | 1.000 | 8-8.0 | 3 | 1 | 4-4.0 | 3-0 | 0 | 0 | 1 | 0 | 14-14.0 |






15

BORIS BOJANOVSKY

- CENTER | 7-3 | 240
- JR-2L
- BRATISLAVA, SLOVAK REPUBLIC
- OAKLEY COLLEGE



ON BOJANOVSKY

One of the most improved players in the ACC who has put the college basketball world on notice that he will be one of the top big men in the game before his career at Florida State is complete...he has displayed the athletic and basketball abilities during the first two seasons of his career to warrant all-star consideration during the final two seasons of his career... at 7-3 and the tallest player in Florida State basketball history, he has begun to develop into one of the top shot blockers and defenders in the history of the Seminole program... has developed a feathery touch on his jumpshot and a force that allows him to power to the basket...because of his touch while shooting the basketball he has developed his face-up game and has no limitations on how quickly he can develop his power play under head coach Leonard Hamilton and his staff...needs to become more comfortable on the blocks -- a comfort level that will come with added weight on his frame...understands the high pick and roll and has a tremendous ability to roll directly to the rim and finish above defenders who are working to earn the high airspace that he develops because of his height...his incredible length and stride-ability make him a prime defender as he extends his arms and gets in passing lanes to bother an offensive player's vision...his already quick feet will only grow quicker as his technique improves...enters his junior season with 92 career blocked shots -- the 14th highest career total in Florida State history...he is looking to become only the 14th player in school history to earn 100 or more career blocked shots...he averages 46 blocked shots per season in his first two years as a Seminole and if he maintains (or exceeds) that average during his junior season, he could move into Florida State's all-time top six for career blocked shots...his 67 blocked shots during the 2013-14 season ranks as the seventh best single season total in school history and is the second best single season total by a Seminole sophomore...his 67 blocked shots ranked behind Solomon Alabi's Seminole sophomore record of 75 blocked shots during the 2009-10 season...an instant classic in the history of Florida State basketball as his dunk with 0.4 seconds remaining in Florida State's second round game of the 2014 ACC Tournament gave the Seminoles their 67-65 win over the Terps in Maryland's final ever ACC game before it moved into the Big Ten...took an interior pass from senior Okaro White and dunked over Maryland's Dez Wells and Jon Graham for the game clinching basket...totaled 12 points and 12 rebounds as he recorded his first career double double in the victory over the Terps that advanced them into the quarterfinals of the tournament...has played in the European Championships three times -- the U-18 tournament in 2010 and 2011 and the U-16 Tournament in 2009...averaged a double double of 22.0 points, 13.3 rebounds and 4.2 blocked shots while shooting .594 percent from the field as a member of the U-18 Slovakian Team at the U-18 European Championships...scored 34 points against Switzerland in the U-18 European Championship...at least 23 points in six of the games in which he played including 34 points against Switzerland, 25 against Norway and 23 each against Austria and Romania...earned the First Year Academic Achievement Award and shared the award for the Seminole with the best field goal percentage at Florida State's annual Honors Banquet in 2013...presented with the award as Florida State's best field goal percentage shooter at the Seminoles' season-ending banquet in 2014.

CAREER HIGHS

| | | |
|------|---------------------------|----------|
| PTS | 15 vs. Jacksonville State | 12-8-13 |
| FGM | 6 at Florida | 11-29-13 |
| FTM | 5 vs. Jacksonville State | 12-8-13 |
| FTA | 7 at Boston College | 3-4-14 |
| | 7 at NC State | 1-29-14 |
| OR | 6 vs. Maryland | 3-13-14 |
| DR | 6 vs. Maryland | 3-13-14 |
| | 6 at Wake Forest | 2-15-14 |
| | 6 vs. Notre Dame | 1-21-14 |
| REBS | 12 vs. Maryland | 3-13-14 |
| BLK | 7 vs. UMass | 12-21-13 |
| STL | 3 vs. Mercer | 12-2-12 |
| MIN | 32 vs. Maryland | 3-13-14 |

AS A SOPHOMORE (2014)

Averaged a career-high 5.9 points (sixth on the team), a career-high 4.0 rebounds (fourth) and a career-high 1.9 blocked shots while shooting a career-high .588 from the field (first) and .679 from the free throw line...



SIGNATURE GAME

- Boris Bojanovsky scored his first career double double of 12 points and 12 rebounds in Florida State's 67-65 victory over Maryland in the second round of the ACC Tournament in the Greensboro Coliseum in Greensboro, N.C. on March 13, 2014. His 12 points and his 12 rebounds marked career highs in an ACC games and for his entire career. Bojanovsky scored the most important basket of the first two years of his career on a dunk with 0.4 seconds remaining to give the Seminoles the victory and advance them to the quarterfinals of the tournament. He took a pass on the interior after executing a high pick and roll to the basket and extended the Seminoles stay in the tournament into the next round. Bojanovsky scored the final four points of the game for the Seminoles in the final 36 seconds of the game to give them the ACC Tournament win as he broke a 63-63 tie with two free throws at the 0:36 second mark to put the Seminoles up 65-63 and won the game with his monstrous dunk.

PERSONALITY PROFILE

- My dream vacation spot would be Bali.
- The best moments of my Florida State career (so far) have been all of the games we have won at the buzzer.
- My most prized possession is my PS4.
- My favorite website is ESPN.com.
- My favorite motivational quote is "My belief is stronger than your doubt."
- My favorite color is blue.
- My favorite movie is Forrest Gump starring Tom Hanks.
- The best thing about being a basketball player at Florida State is playing in the ACC.
- My greatest sports memory is watching Dwayne Wade and the Miami Heat winning the NBA championship in 2006.

played in all of 36 Florida State's games and earned a career-high 21 starting assignments – he started the first 21 games of the year... earned career-highs for games played (36), games started (21), minutes played (740), minutes played per game (20.6), field goals made (77), field goals attempted (131), field goal shooting percentage (.588), free throws made (57), free throws attempted (84), offensive rebounds (59), defensive rebounds (85), total rebounds (144), rebounds per game (4.0), assists (19), blocked shots (67), steals (15), points scored (211) and averaged points scored per game (5.9)... finished fourth in the ACC in blocked shots with 67 and a 1.9 blocked shots per game average...ranked fourth among ACC players with a conference only blocked shots per game average of 1.9 bpg in ACC games only...helped Florida State finish in a tie for second place in team blocked shots with a 5.9 blocked shots per game average...his 67 blocked shots during his sophomore season included a career-high seven blocks against No. 20 UMass in a 60-55 victory over the then undefeated Minutemen in the Orange Bowl Classic (Dec. 21)...his seven blocked shots against UMass rank tied for the seventh highest single game total in school history and the second highest total of blocked shots in a single game against a nationally ranked team in school history.

AS A FRESHMAN (2013)

Averaged 2.9 points (10th on the team), 1.9 rebounds (6th) and 0.8 blocks (3rd) as he played in 33 of the Seminoles' 34 games during his freshman season...averaged 11.1 minutes played per game and earned double figure minutes in 22 of the 33 games in which he played including his season high of 21 minutes played in the Seminoles' victory over Wake Forest in Tallahassee (Feb. 26)...scored in double figures twice during his freshman season with 10 points coming in wins at Georgia Tech (Feb. 5) and at home against Wake Forest (Feb. 26)... earned season highs for points scored (10) and field goals made (four) in both of the Seminoles' ACC games against the Yellow Jackets and the Demon Deacons.

CAREER STATISTICS

| Year | G-GS | FG-A | PCT. | 3FG-3FGA | PCT. | FT-FTA | PCT. | PTS.-AVG. | OR | DR | TR-AVG. | PF-D | AST | TO | BLK | STL | MIN |
|---------------|--------------|----------------|-------------|------------|-------------|---------------|-------------|----------------|-----------|------------|----------------|--------------|-----------|-----------|-----------|-----------|-------------------|
| 2012-13 | 33-0 | 35-64 | .547 | 0-0 | .000 | 25-33 | .758 | 95-2.9 | 28 | 35 | 63-1.9 | 37-0 | 9 | 21 | 25 | 8 | 365-11.1 |
| 2013-14 | 36-21 | 77-131 | .588 | 0-0 | .000 | 57-84 | .679 | 211-5.9 | 59 | 85 | 144-4.0 | 90-5 | 19 | 40 | 67 | 15 | 740-20.6 |
| Totals | 69-21 | 112-195 | .574 | 0-0 | .000 | 82-117 | .701 | 306-4.4 | 87 | 120 | 207-3.0 | 127-5 | 28 | 61 | 92 | 23 | 1,105-16.0 |

CONFERENCE STATISTICS

| Year | G-GS | FG-A | PCT. | 3FG-3FGA | PCT. | FT-FTA | PCT. | PTS.-AVG. | OR | DR | TR-AVG. | PF-D | AST | TO | BLK | STL | MIN |
|---------------|-------------|---------------|-------------|------------|-------------|--------------|-------------|----------------|-----------|-----------|----------------|-------------|-----------|-----------|-----------|-----------|-----------------|
| 2012-13 | 18-0 | 26-48 | .542 | 0-0 | .000 | 17-23 | .739 | 69-3.8 | 17 | 16 | 33-1.8 | 25-0 | 4 | 10 | 14 | 4 | 224-12.4 |
| 2013-14 | 18-9 | 31-62 | .500 | 0-0 | .000 | 33-54 | .611 | 95-5.3 | 31 | 48 | 79-4.4 | 47-3 | 11 | 16 | 34 | 7 | 407-22.6 |
| Totals | 36-9 | 57-110 | .518 | 0-0 | .000 | 50-77 | .649 | 164-4.6 | 48 | 64 | 112-3.1 | 72-3 | 15 | 26 | 48 | 11 | 631-17.5 |

NIT STATISTICS

| Year | G-GS | FG-A | PCT. | 3FG-3FGA | PCT. | FT-FTA | PCT. | PTS.-AVG. | OR | DR | TR-AVG. | PF-D | AST | TO | BLK | STL | MIN |
|---------------|------------|-------------|-------------|------------|-------------|-------------|-------------|---------------|----------|----------|---------------|------------|----------|----------|----------|----------|---------------|
| 2012-13 | 1-0 | 0-0 | .000 | 0-0 | .000 | 0-0 | .000 | 0-0.0 | 0 | 0 | 0-0.0 | 0-0 | 0 | 1 | 1 | 0 | 2-2.0 |
| 2013-14 | 4-0 | 7-14 | .500 | 0-0 | .000 | 8-10 | .800 | 22-5.5 | 8 | 9 | 17-4.3 | 9-0 | 3 | 7 | 7 | 0 | 75-18.8 |
| Totals | 5-0 | 7-14 | .500 | 0-0 | .000 | 8-10 | .800 | 22-4.4 | 8 | 9 | 17-3.4 | 9-0 | 3 | 8 | 8 | 0 | 77-5.4 |



2012-13 GAME-BY-GAME STATS

| Opponent | Pts. | Rebs. | Blk | S |
|----------------------|------|-------|-----|---|
| South Alabama | 2 | 1 | 0 | 0 |
| Buffalo | 6 | 1 | 1 | 0 |
| vs. BYU | 4 | 2 | 2 | 1 |
| vs. Saint Joseph's | 0 | 3 | 0 | 0 |
| North Florida | 2 | 4 | 0 | 0 |
| Minnesota | 3 | 3 | 3 | 0 |
| Mercer | 3 | 2 | 0 | 1 |
| Florida | 0 | 1 | 0 | 1 |
| Maine | 2 | 4 | 2 | 0 |
| Louisiana-Monroe | 0 | 3 | 2 | 0 |
| at Charlotte | 0 | 2 | 0 | 1 |
| vs. Tulsa | 2 | 2 | 0 | 0 |
| at Auburn | 0 | 1 | 0 | 0 |
| at Clemson | 4 | 3 | 0 | 0 |
| at Maryland | 0 | 3 | 4 | 0 |
| North Carolina | 0 | 0 | 0 | 0 |
| at Virginia | 4 | 1 | 0 | 0 |
| Clemson | 3 | 2 | 1 | 1 |
| at Miami | 5 | 1 | 0 | 0 |
| Maryland | 8 | 0 | 0 | 1 |
| Duke | 4 | 0 | 0 | 1 |
| at Georgia Tech | 10 | 3 | 2 | 0 |
| at Wake Forest | 5 | 2 | 0 | 1 |
| Miami | 0 | 0 | 0 | 0 |
| Boston College | 5 | 1 | 0 | 0 |
| at NC State | 0 | 0 | 0 | 0 |
| at Virginia Tech | 4 | 2 | 0 | 0 |
| Wake Forest | 10 | 3 | 3 | 0 |
| at North Carolina | 2 | 4 | 3 | 0 |
| Virginia | 2 | 4 | 1 | 0 |
| NC State | 3 | 4 | 0 | 0 |
| vs. Clemson (ACC) | 2 | 1 | 0 | 0 |
| Louisiana Tech (NIT) | 0 | 0 | 1 | 0 |

2013-14 GAME-BY-GAME STATS

| Opponent | Pts. | Rebs. | Blk | S |
|--------------------|------|-------|-----|---|
| Jacksonville | 5 | 2 | 1 | 0 |
| at UCF | 0 | 1 | 1 | 0 |
| UT Martin | 4 | 6 | 1 | 1 |
| VCU | 0 | 0 | 0 | 0 |
| Michigan | 10 | 3 | 3 | 1 |
| Northeastern | 2 | 1 | 0 | 0 |
| at Florida | 14 | 2 | 2 | 1 |
| at Minnesota | 11 | 4 | 2 | 0 |
| Jacksonville State | 15 | 2 | 4 | 0 |
| Charlotte | 11 | 6 | 2 | 2 |
| vs. UMass | 4 | 5 | 7 | 1 |
| Charleston South | 6 | 3 | 1 | 1 |
| Virginia | 4 | 3 | 3 | 0 |
| at Clemson | 4 | 4 | 3 | 1 |
| Maryland | 1 | 3 | 3 | 0 |
| at Miami | 11 | 4 | 0 | 0 |
| at Virginia | 2 | 2 | 3 | 1 |
| Notre Dame | 8 | 7 | 1 | 0 |
| at Duke | 4 | 2 | 1 | 1 |
| at NC State | 5 | 7 | 2 | 0 |
| Clemson | 2 | 3 | 0 | 1 |
| Virginia Tech | 8 | 3 | 2 | 0 |
| at Maryland | 4 | 5 | 1 | 0 |
| Miami | 9 | 6 | 2 | 0 |
| at Wake Forest | 5 | 8 | 6 | 0 |
| North Carolina | 0 | 5 | 0 | 0 |
| at Pittsburgh | 8 | 4 | 0 | 0 |
| Georgia Tech | 7 | 5 | 4 | 2 |
| at Boston College | 8 | 2 | 1 | 1 |
| Syracuse | 5 | 6 | 2 | 0 |
| Maryland (ACC) | 12 | 12 | 1 | 1 |
| Virginia (ACC) | 0 | 1 | 1 | 0 |
| Florida GC (NIT) | 8 | 5 | 1 | 0 |
| Georgetown (NIT) | 6 | 4 | 1 | 0 |
| La. Tech (NIT) | 4 | 6 | 2 | 0 |
| Minnesota (NIT) | 4 | 2 | 3 | 0 |





DEVON BOOKERT

- GUARD | 6-3 | 185
- JR-2L
- ANCHORAGE, ALASKA
- WEST ANCHORAGE



ON BOOKERT

One of the ACC's most experienced guards who will lead the Seminoles from the point guard position for the third consecutive season...has played in 70 games while starting 38 in the first two seasons of his career at the point guard position...one of five returning point guards in the ACC who has started at least 35 games in his career (Clemson's Rod Hall 75 career starts; Notre Dame's Eric Atkins, 73; North Carolina's Marcus Paige, 67; Duke's Quinn Cook, 60; Florida State's Bookert, 38)...on the Bob Cousey Award Watch List in 2014 as the nation's top point guard...has started 38 of the 70 games in the last two seasons at the point guard position for the Seminoles entering the 2014-15 season...has been in the Seminoles' starting line-up at the point guard position in 38 of the last 47 Florida State games since making his first career start on February 13, 2013 against Miami at the Donald L. Tucker Center...moved into the starting line-up on February 13 of his freshman season (2013) and started the final 11 games of the 2012-13 season and started 27 of the Seminoles' 36 games during his sophomore season...has played on two postseason teams (NIT in 2013 and 2014) in his first two seasons as he has helped solidify Florida State's position as the third winningest program in ACC play since the start of the 2005-06 season...helped Florida State win the championship of the 2012 Coaches vs. Cancer Classic – the first in-season tournament of his career...scored 15 points against BYU in the semifinals of the tournament which was played at the Barclays Center in Brooklyn N.Y. ...Barclays Center will play host to the ACC Tournament in 2018...wrote his name into the all-time annals of Florida State basketball as he scored his first career game-winning, buzzer-beating shot with 0.5 seconds left to give Florida State a 62-60 victory over Northeastern in the third round of the Puerto Tip-Off (Nov. 21)...pulled down a rebound of a missed shot and immediately put it back up and into the basket for the important win over the Huskies in San Juan...a second career buzzer beater came on a 3-point shot in the semifinals of the NIT against Minnesota at Madison Square Garden during his sophomore season...forced overtime with a buzzer-beating 3-point shot from top

of the key to tie the game at 60-60...his 3-point shot capped the Seminoles' second half comeback after falling behind by as many as 15 points in the first half and trailing by a 30-20 margin at halftime...Minnesota rallied in the overtime period to win the game, 67-64...the top 3-point field goal shooting specialist in school history with a two year shooting percentage of .466 (76 of 163)...he is the only 3-point shooter in school history to shoot better than 46 percent from the bonusphere...holds the No. 1 (.525, 32 of 61, 2012-13) and No. 10 (.431, 44-102, 2013-14) all-time single season 3-point shooting percentages in school history...is the only player who is ranked among the top 10 multiple times in school history in the single season 3-point shooting statistics...enters his junior season with 76

made 3-point shots and needs only 24 to become only the 20th player in school history to make 100 or more career 3-point field goals...tied for seventh in school history with a .799 free throw shooting percentage (115-144) and enters his junior season looking to become one of only seven players in school history to shoot 80 percent or better from the free throw line...his .818 free throw shooting percentage is the 18th highest single season free throw shooting percentage in school history...enters his junior season as the only player in school history ranked in the top 10 for career 3-point field goal shooting percentage (.466) and free throw shooting percentage (tied for seventh, .799)...a reliable scorer who enters his junior season with 525 career points – he averages 7.5 points per game and is more than halfway to scoring 1,000 career points with two full seasons remaining in his Seminole career...scored in double figures in 16 games as a sophomore as compared to scoring in double figures in nine games as a freshman...Florida State's fourth leading scorer in the 2014 NIT with a 10.7 points per game scoring average – nearly five points above his scoring average for the season...his 16 games in double figure scoring as a sophomore ranked fourth in the team behind only Okaro White (26), Aaron Thomas (25) and Ian Miller (20)...during the 2012-13 season, he became the first player in school history to shoot above .500 percent from the 3-point line in a single season (32 of 61, .525 percent) and only the second player in school history to shoot at least .500 percent from the 3-point line in a single season in school history (Andrew Wilson, 41 of 82, .500 percent)...the first Florida State basketball player from the state of Alaska...graduated Anchorage West High School in 2011 (a year early) and chose to spend a prep school year at Impact Basketball Academy in Las Vegas...named the Gatorade Player of the Year in the State of Alaska as a senior...Bookert became the third player from Anchorage West to earn the honor along with Ramon Harris of Kentucky and Chris Toomer of Liberty...a two-time All-State First Team selection as a junior and as a senior, he was named the Class 4A State Player of the Year and the Cook Inlet Conference Most Valuable Player as a senior...the first two-time All-State Class 4A pick in high school basketball in the state of Alaska...saw his stock rise during the summer of 2011 as he played extremely well in the Fab 48 Tournament in Las Vegas...did not play on the AAU circuit during the summer of 2010...decided to attend the Impact Basketball Academy in order to further his game for one year before enrolling at Florida State in the summer of 2012...earned three awards at Florida State's season ending awards banquet in 2013: the awards for the best field goal percentage and 3-point field goal percentage shooters and the Otto Petty Most Assists Award...shared the Otto Petty Most Assists award with Ian Miller at the Seminoles' 2014 Honors Banquet.

CAREER HIGHS

| | | |
|------|---------------------------|----------|
| PTS | 21 vs. Georgetown | 3-24-14 |
| FGM | 7 vs. Miami | 2-10-14 |
| FGA | 14 vs. Miami | 2-10-14 |
| 3FGM | 4 vs. Georgia Tech | 3-2-14 |
| 3FGA | 7 vs. Miami | 2-10-14 |
| | 7 at Auburn | 1-2-13 |
| FTM | 10 vs. Georgetown | 3-24-14 |
| FTA | 12 vs. Georgetown | 3-24-14 |
| | 12 vs. NC State | 3-9-13 |
| REBS | 9 vs. Jacksonville | 11-8-13 |
| AST | 9 vs. Georgetown | 3-24-14 |
| | 9 vs. Charleston Southern | 12-30-13 |
| STL | 5 vs. Jacksonville | 11-8-13 |
| MIN | 43 vs. Minnesota | 4-1-14 |

AS A SOPHOMORE (2014)

Averaged a career-high 8.5 points (fourth on the team), a career-high 3.2 rebounds (fifth), a career-high 2.8 assists (first) while shooting .417 from the field (eighth) and .431 from the 3-point line (first)...one of seven Seminoles who started all 36 games and the starter at the point guard position in 27 games – the third highest number of starts on the team...enjoyed the best season of the first two years of his career as he averaged 27.4 minutes played per game and a 1.4 assist:turnover ratio while establishing career-bests for games played (36), games started (27), minutes played (986), minutes played per game (27.4), field goals made (100), field goals attempted (240), 3-point field goals made (44), 3-point field goals attempted (102), free throws made (61), free throws attempted (78), offensive rebounds (19), defensive rebounds (96), total rebounds (115), averages rebound per game (3.2), assists (102) and steals (38)...led Florida State in assists with 102 and a 2.83 assists per game average as he totaled his career-high for assists in a game with nine in the Seminoles' victories over Charleston Southern (Dec. 30) during the regular season and Georgetown (March 24) in the second round of the NIT.





**MONTAY
BRANDON**

- GUARD | 6-8 | 225
- JR-2L
- GREENSBORO, N.C.
- WESLEYAN CHRISTIAN



ON BRANDON

One of the most versatile players in the ACC who will look to earn his position as a starter for the Seminoles for the third consecutive season...spent his freshman season as Florida State's primary point guard and was a standout in his second season as Florida State's wing guard...has the ability and acumen to bring the basketball up the court and the athleticism and length to play as a rebounder and a lock down defender at the wing guard position...has proven during his first two seasons that he can play both positions and more importantly benefit the Seminoles from both positions...has played the wing position throughout his career and his development at the point guard position is an extreme an plus for both Brandon and the Seminoles during the remainder of his collegiate career...his defensive abilities have allowed him to cover C.J. Fair of Syracuse, K.J. McDaniels of Clemson and Travis McKie of Wake Forest... "That's my job to guard one of the best players. I relish guarding the toughest players," said Brandon during his sophomore season... began to prove his defensive ability late during his freshman season when he was assigned to guard Virginia's Joe Harris and NC State's Rodney Purvis and Lorenzo Brown in the final two games of the regular season...his lock down defense during those two games allowed the Seminoles to shut all three players down and win their final two games of the regular season against two postseason teams (NC State played in the NCAA Tournament and Virginia advanced to the quarterfinals of the NIT)... is a very long player for his size with long arms who has the ability to cover a tremendous amount of the court with very little effort...his ability to get into passing lanes to deflect passes and earn steals on the defensive end of the court is one of his greatest assets... has been in the starting line-up in 58 of the 69 games in which he has played during the first two years of his career at Florida State...the starter at the point guard position in 23 games and the starter at the two-guard position in 35 career games...the only player to start all 36 games for the Seminoles during the 2013-14 season...he totaled one start (against Miami on Feb. 10, 2014) at the point guard position and 35 at the two guard spot during his sophomore season... his size (6-7) and diverse abilities creates match-up problems in the Seminoles favor on both the offensive and defensive ends of the court...a key to the Seminoles' chemistry because of his desire to play wherever the Seminole coaches need him to play...his desire to be a team player was illustrated during his freshman season as he started 22 games at the point guard position, saw his playing time decrease, continued to work hard in practice and was rewarded with increased playing time late in the season...tied Florida State's individual record for free throw shooting perfection in an ACC game as he was a perfect seven of seven from the free throw line (1.000 percent) against Maryland during his sophomore season (Feb. 8, 2014)...became just the 18th player in school history to be perfect on at least seven free throws in an ACC game...only the fifth player in school history to make a perfect seven of seven free throws on the road in an ACC game...the No. 11 ranked point guard in the nation and the No. 59 overall ranked prep player as a member of the 2012 freshman class by Rivals.com...also rated as the No. 9 ranked shooting guard prospect in the class of 2012 by ESPN.com...a four star recruit by ESPN.com...a member of the West Team in the 2012 Jordan Brand Classic All Star game that was played in Charlotte on April 14, 2012...a starter for the West Team in the regional All-Star game played at the Time Warner Cable Arena in Charlotte, N.C....a double double of 12 points and 12 rebounds to go along with four assists in 32 minutes of playing time as the West team fell, 84-82...led the team in rebounds, assists and minutes played...nominated to play in the prestigious McDonald's All-American Game in 2012...committed to Florida State during his official visit in September of 2011.

CAREER HIGHS

| | | |
|------|---------------------------|----------|
| PTS | 18 vs. North Carolina | 2-17-14 |
| FGM | 6 vs. North Carolina | 2-17-14 |
| 3FGM | 3 vs. Saint Joseph's | 11-17-12 |
| FTM | 7 at Maryland | 2-8-14 |
| | 7 vs. Jacksonville | 11-8-13 |
| OR | 4 vs. 3 teams | |
| | Last vs. Maryland | 1-12-14 |
| DR | 10 vs. 3 teams | |
| | Last vs. Georgia Tech | 3-2-14 |
| REBS | 12 vs. Georgia Tech | 3-2-14 |
| | 12 at Pitt | 2-23-14 |
| AST | 5 vs. 3 Teams | |
| | Last at Georgia Tech | 2-5-13 |
| BLK | 3 vs. Minnesota | 11-27-12 |
| STL | 3 vs. Minnesota | 4-1-14 |
| | 3 vs. Charleston Southern | 12-30-13 |
| MIN | 37 vs. 3 Teams | |
| | Last vs. Minnesota | 4-1-14 |





50

MICHAEL OJO

- CENTER | 7-1 | 292
- JR-2L
- LAGOS, NIGERIA
- TENNESSEE TEMPLE



ON OJO

The most rapidly improving player in the ACC and quite possibly in all of college basketball...enters his third season of college basketball with a clear understanding of what is expected of him as a basketball player... his most important improvement has come in the area of his increased stamina – he averaged nearly seven minutes played more per game as a sophomore when compared to his freshman season...the number will necessarily increase this season as he grows into his junior season...Seminole head coach Leonard Hamilton always preaches that his players enjoy their best improvement between their sophomore and junior seasons... has spent much of the last two summers (between his freshman and sophomore and between his sophomore and junior years) studying film of former Seminole and current Dallas Maverick Bernard James...has also learned a great deal from Florida States' Associate Head Coach Stan Jones whose tireless work with the mammoth post player has helped him turn the corner toward becoming a dominating center in the game of college basketball...Ojo is now more apt to throw down a thunderous dunk than attempt a hook shot – a basketball move he now makes without hesitation...in two years under the tutelage of Hamilton and Jones, he has learned to not only go to the basket as hard as he can, but to grab rebounds in traffic, draw fouls, set screens and guard his opponent...he is often guarding an All-ACC caliber center in every game the Seminoles play...Hamilton has said that Ojo's biggest challenge is relaxing his mind in order to think clearly while remaining ultra-competitive...one of the strongest players in the history of the Seminole program who at 7-1 and 292 pounds still has plenty of room to grow... his strength and unusual size allows him to compete with many of college basketball's most accomplished big men because he is so tough to move off of the blocks...is working on developing his foot speed and quickness which will allow him to flourish as a defender in Florida State's system...is working on developing his explosiveness in order to outwork his opponents for position on the floor both offensively and defensively...already has the wingspan and the strength to defend any player in the country but needs to develop the quickness and foot speed in order to outwork other players...his increased quickness will also help him rotate to the ball within the Seminoles' system...his increased quickness will also allow him to help his teammates in many help defense situations and recover to his position and guard his man more efficiently...a very high character student athlete who fits in very well with the players on Florida State's roster...with his 7-8 wingspan, he can nearly touch the rim without jumping...earned the Golden Torch Award for basketball in 2013...the award recognizes the top academic performer on each of Florida State's 21 varsity teams on an annual basis...presented with the Unsung Hero Award by the Seminoles' coaching staff at Florida State's annual Honors Banquet in 2013...presented with the Mr. Hustle and Tip Of the Spear Awards at the Seminole basketball honors banquet in 2014.

CAREER HIGHS

| | | |
|------|----------------------|----------|
| PTS | 10 at Florida | 11-29-13 |
| FGM | 4 at Maryland | 2-8-14 |
| FGA | 6 at Maryland | 2-8-14 |
| FTM | 4 at Minnesota | 12-3-13 |
| | 4 at Florida | 11-29-13 |
| FTA | 7 at Florida | 11-29-13 |
| OR | 4 vs. UMass | 12-21-13 |
| DR | 6 vs. VCU | 11-21-13 |
| | 6 vs. UT Martin | 11-17-13 |
| REBS | 8 vs. UMass | 12-21-13 |
| BLK | 3 vs. Charlotte | 12-17-13 |
| STL | 1 vs. 7 Teams | |
| | Last vs. Minnesota | 4-1-14 |
| MIN | 19 vs. Virginia Tech | 2-5-14 |
| | 19 vs. UMass | 12-21-13 |

AS A SOPHOMORE (2014)

Averaged a career-high 2.5 points (eighth on the team), a career-high 3.0 rebounds (seventh) and a career-high 0.5 blocked shots (fifth) while playing in all 36 games for the Seminoles in his second season as a Seminole...earned a career-high 14 starts including a career-high tying eight starts in ACC competition... established career-highs for games played (36), games started (14), minutes played (438), minutes played per game (11.9), field goals made (35), field goals attempted (64), field goal percentage (.547), free throws made (20), free throws attempted (47), free throw percentage (.426), offensive rebounds (36), defensive rebounds (72), total rebounds (108), rebounds per game (3.0), assists (nine), blocked shots (25), steals (five), points scored (90) and points per game (2.5)...scored his career-high of 10 points in Florida State's game against Florida at the Stephen C. O'Connell Center in Gainesville (Nov. 29)...was a perfect three of three from the field and made a career-high four free throws in scoring his career-high 10 points against the Gators.



SIGNATURE GAME

- Michael Ojo scored his career-high of 10 points and pulled down six rebounds against Florida on November 29, 2013 at the Stephen C. O'Connell Center in Gainesville, Fla. He was a perfect three of three from the field, made a career-high tying four free throws and blocked one shot in 14 minutes of playing time against the Gators. It marked the first time he scored in double figures in his Seminole career.

PERSONALITY PROFILE

- My favorite musical performer is 50 Cent.
- My dream vacation spot is Bali.
- My best friend on another college basketball team is Samson Akilo of Manhattan College.
- My best moment in a basketball game in my career is when I recorded two blocked shots in one minute against Minnesota during my sophomore season.
- My favorite motivational quote is "The greatest risk in life is the risk of not taking a risk."
- I chose to play basketball at Florida State because of the people that make up our program and our university.
- My favorite color is sky blue.
- My favorite movie is the Lord of the Rings.
- The reality show I watch the most is American Idol.
- The reality show I could win is Big Brother Africa.
- My most prized possession is the ACC Academic Honor Roll certificate.
- My greatest sports moment is my first game at Florida State.

AS A FRESHMAN (2013)

Averaged 0.7 points (13th on the team) and 1.0 rebound (tied for 11th) in 27 games during his first season at Florida State...inserted into the starting line-up on February 13 against Miami and was a starter for the Seminoles in nine of the final 11 games of the season...averaged 5.0 minutes played per game and played in double figure minutes in three different games including a season high 17 minutes in the Seminoles' home game against Miami...scored his season high of three points in that home game against Miami (Feb. 13) and also in Florida State's victory over Maine (Dec. 9) in Tallahassee...his season-high of three rebounds came in three ACC games – in wins over Wake Forest (Feb. 26) and Maryland (Jan. 30) and at Miami (Jan. 27)...season high one assist in three different games – against Buffalo (Nov. 12), NC State (Feb. 19) during the regular season and against Clemson in the ACC Tournament (March 14)...career high one steal in three different games – in wins over Buffalo (Nov. 12), Maryland (Jan. 30) and NC State (March 9).

AT TENNESSEE TEMPLE

Graduated from Tennessee Temple High School in Chattanooga, Tenn., in 2012...earned All-American Honors as a senior from the National Association of Christian Athletes...named to the All-Tournament Team at the National Association of Christian Athletes Tournament in 2012...averaged 15.0 points, 14.0 rebounds and 5.0 blocked shot per game as a senior.

PERSONAL

Born January 5, 1993...Michael is the son of Mrs. Olayinminu Ojo...selected Florida State over Vanderbilt and Tennessee Chattanooga.



2012-13 GAME-BY-GAME STATS

| Opponent | Pts. | Rebs. | Blk | S |
|-------------------|------|-------|-----|---|
| South Alabama | 0 | 0 | 0 | 0 |
| Buffalo | 0 | 0 | 0 | 1 |
| vs. BYU | 0 | 0 | 0 | 0 |
| North Florida | 0 | 2 | 0 | 0 |
| Mercer | 2 | 1 | 0 | 0 |
| Maine | 3 | 1 | 2 | 0 |
| Louisiana-Monroe | 0 | 0 | 0 | 0 |
| at Charlotte | 0 | 1 | 0 | 0 |
| vs. Tulsa | 1 | 1 | 0 | 0 |
| at Clemson | 0 | 1 | 0 | 0 |
| at Maryland | 0 | 0 | 1 | 0 |
| North Carolina | 0 | 0 | 0 | 0 |
| at Virginia | 0 | 1 | 0 | 0 |
| Clemson | 0 | 1 | 1 | 0 |
| at Miami | 1 | 3 | 0 | 0 |
| Maryland | 2 | 3 | 1 | 1 |
| Duke | 2 | 2 | 0 | 0 |
| at Wake Forest | 0 | 1 | 0 | 0 |
| Miami | 3 | 2 | 0 | 0 |
| Boston College | 0 | 0 | 1 | 0 |
| at NC State | 0 | 1 | 0 | 0 |
| at Virginia Tech | 2 | 2 | 0 | 0 |
| Wake Forest | 2 | 3 | 1 | 0 |
| at North Carolina | 0 | 0 | 0 | 0 |
| Virginia | 0 | 1 | 0 | 0 |
| NC State | 0 | 0 | 0 | 1 |
| vs. Clemson (ACC) | 0 | 0 | 0 | 0 |

2013-14 GAME-BY-GAME STATS

| Opponent | Pts. | Rebs. | Blk | S |
|--------------------|------|-------|-----|---|
| Jacksonville | 4 | 5 | 2 | 0 |
| at UCF | 2 | 6 | 0 | 0 |
| UT Martin | 2 | 6 | 1 | 0 |
| VCU | 2 | 6 | 2 | 0 |
| Michigan | 8 | 6 | 0 | 0 |
| Northeastern | 1 | 4 | 1 | 0 |
| at Florida | 10 | 6 | 1 | 0 |
| at Minnesota | 6 | 5 | 2 | 1 |
| Jacksonville State | 3 | 7 | 2 | 0 |
| Charlotte | 0 | 2 | 3 | 1 |
| vs. UMass | 7 | 8 | 2 | 0 |
| Charleston South | 4 | 6 | 0 | 1 |
| Virginia | 0 | 4 | 2 | 0 |
| at Clemson | 0 | 1 | 1 | 0 |
| Maryland | 7 | 2 | 1 | 0 |
| at Miami | 0 | 0 | 0 | 0 |
| at Virginia | 3 | 0 | 1 | 0 |
| Notre Dame | 2 | 0 | 0 | 0 |
| at Duke | 0 | 1 | 1 | 0 |
| at NC State | 0 | 2 | 0 | 0 |
| Clemson | 2 | 3 | 0 | 0 |
| Virginia Tech | 2 | 1 | 1 | 0 |
| at Maryland | 8 | 3 | 1 | 0 |
| Miami | 0 | 1 | 0 | 0 |
| at Wake Forest | 0 | 1 | 0 | 0 |
| North Carolina | 5 | 5 | 0 | 0 |
| at Pittsburgh | 0 | 0 | 0 | 1 |
| Georgia Tech | 2 | 2 | 0 | 0 |
| at Boston College | 0 | 0 | 1 | 0 |
| Syracuse | 0 | 0 | 0 | 0 |
| Maryland (ACC) | 2 | 4 | 0 | 0 |
| Virginia (ACC) | 2 | 4 | 0 | 0 |
| Florida GC (NIT) | 0 | 0 | 0 | 1 |
| Georgetown (NIT) | 2 | 1 | 0 | 0 |
| La. Tech (NIT) | 0 | 0 | 0 | 0 |
| Minnesota (NIT) | 4 | 6 | 0 | 1 |

CAREER STATISTICS

| Year | G-GS | FG-A | PCT. | 3FG-3FGA | PCT. | FT-FTA | PCT. | PTS.-AVG. | OR | DR | TR-AVG. | PF-D | AST | TO | BLK | STL | MIN |
|---------------|--------------|--------------|-------------|------------|-------------|--------------|-------------|----------------|-----------|-----------|----------------|-------------|-----------|-----------|-----------|----------|----------------|
| 2012-13 | 27-9 | 7-24 | .292 | 0-0 | .000 | 4-11 | .364 | 18-0.7 | 7 | 20 | 27-1.0 | 24-0 | 3 | 9 | 7 | 3 | 136-5.0 |
| 2013-14 | 36-14 | 35-64 | .547 | 0-0 | .000 | 20-47 | .426 | 90-2.5 | 36 | 72 | 108-3.0 | 72-1 | 9 | 32 | 25 | 5 | 428-11.9 |
| Totals | 62-23 | 42-88 | .477 | 0-0 | .000 | 24-58 | .414 | 108-1.7 | 43 | 92 | 135-2.1 | 96-1 | 12 | 41 | 32 | 8 | 564-9.0 |

CONFERENCE STATISTICS

| Year | G-GS | FG-A | PCT. | 3FG-3FGA | PCT. | FT-FTA | PCT. | PTS.-AVG. | OR | DR | TR-AVG. | PF-D | AST | TO | BLK | STL | MIN |
|---------------|--------------|--------------|-------------|------------|-------------|-------------|-------------|---------------|-----------|-----------|---------------|-------------|----------|-----------|-----------|----------|----------------|
| 2012-13 | 17-8 | 5-19 | .263 | 0-0 | .000 | 2-7 | .286 | 12-0.7 | 5 | 16 | 21-1.2 | 17-0 | 1 | 6 | 5 | 2 | 100-5.9 |
| 2013-14 | 18-8 | 12-21 | .571 | 0-0 | .000 | 7-12 | .583 | 31-1.7 | 11 | 15 | 26-1.4 | 35-1 | 5 | 10 | 9 | 1 | 197-10.9 |
| Totals | 35-16 | 17-40 | .425 | 0-0 | .000 | 9-19 | .474 | 43-1.2 | 16 | 31 | 47-1.3 | 52-1 | 6 | 16 | 14 | 3 | 297-8.5 |

NIT STATISTICS

| Year | G-GS | FG-A | PCT. | 3FG-3FGA | PCT. | FT-FTA | PCT. | PTS.-AVG. | OR | DR | TR-AVG. | PF-D | AST | TO | BLK | STL | MIN |
|---------------|------------|------------|-------------|------------|-------------|------------|-------------|--------------|----------|----------|--------------|------------|----------|----------|----------|----------|---------------|
| 2012-13 | DNP-CD | | | | | | | | | | | | | | | | |
| 2013-14 | 4-4 | 3-8 | .375 | 0-0 | .000 | 0-1 | .000 | 6-1.5 | 2 | 5 | 7-1.8 | 3-0 | 1 | 4 | 0 | 2 | 35-8.8 |
| Totals | 4-4 | 3-8 | .375 | 0-0 | .000 | 0-1 | .000 | 6-1.5 | 2 | 5 | 7-1.8 | 3-0 | 1 | 4 | 0 | 2 | 35-8.8 |





4

**DAYSHAWN
WATKINS**

- GUARD | 6-0 | 180
- SO-TR
- N. LITTLE ROCK, ARK.
- HOLMES COMMUNITY COLLEGE

Dayshawn Watkins
#4



ON WATKINS

A natural facilitator at the point guard position who has outstanding hands and can finish at the rim...rated No. 18 among all junior college players in 2014...the No. 3 rated junior college point guard in 2014...a true point guard...is fast, strong and aggressive when attacking in transition and also excels in the half court because of his ability to make pin-point passes...makes his teammates better because he makes great decisions with the basketball...has an incredible ability to develop remarkable chemistry with his teammates – a character trait that has allowed him to be a great leader throughout his career...as quick a point guard in the country during his prep career...has the ability to push the basketball and make solid basketball plays in both transition and in half court sets...sees the entire court well and can attack the basket while at the same time creating for his teammates...his speed also allows him to get past defenders and into the lane in order to create space for his teammates...a three-star recruit by both ESPN.com and Scout.com as a senior in high school...A star on the AAU level, Watkins led the Arkansas Wings to the 2012 AAU National Championship...also played with the Wings' EYBL 17 and under team...former Arkansas All-American Corliss Williamson and Arkansas Little Rock and current New York Knick head coach Derek Fisher are among the prominent Wing alumni...was academically qualified to play collegiately following his senior season and will have three years of eligibility remaining at Florida State beginning with the 2014-15 season.

AT HOLMES COMMUNITY COLLEGE

Attended Holmes Community College in Goodman, Miss., for one season (2013-14)...averaged 13.0 points, 1.8 rebounds and 4.8 assists per game in 22 games played at Holmes Community College...shot .409 percent from the field and .763 percent from the free throw line...scored in double figures in 13 of 19 games during his only season at Holmes...scored his season high of 25 points against Coahoma Community College on nine of 15 shooting from the field...a second strong game of 21 points against Coahoma came in the second meeting of the season between the two teams...was nine of 10 from the free throw line in that game against Coahoma...20 points in a victory over Hinds Community College and 20 points or more coming three times during his one season at Holmes...at least 15 points scored six times...a season high of three 3-point shots in Holmes' first game against Coahoma...career high 11 free throws made in a victory over Itawamba Community College...was 11 of 14 from the free throw line in scoring 15 points...perfect from the free throw line (six of six) in an early season win over East Central Community College and perfect again from the line (five of five) in scoring 11 points against Hinds in the second meeting of the season between the two teams...at least four assists in 12 of his 19 games...11 assists in a victory over Baton Rouge Community College and 10 assists in a win over Northeast Community College...totaled a double double of 19 points and 11 assists in the win over Baton Rouge and a double double of 12 points and 10 assists in the win over Northeast...in the back to back games against Baton Rouge and Northeast he totaled 21 assists and only two turnovers...was perfect against Baton Rouge with 11 assists and zero turnovers in 31 minutes of playing time...five steals each in wins over Hinds and Itawamba with multiple coming in eight of 19 games.

AT NORTH LITTLE ROCK

Graduated from North Little Rock High School in 2013...led the Charging Wildcats to an 18-9 record and a spot in the quarterfinals of the Class 7A state tournament...averaged 16.2 points and 5.8 assists as a senior...earned All-State First Team honors as selected by the Arkansas Activities Association...also named to the 2013 American Family Insurance All-USA Arkansas team...led North Little Rock to a 28-1 record and a national ranking as high as No. 25 during his senior season...the Charging Wildcats were ranked 29th nationally in the final high school boys' basketball poll as voted on by MaxPreps...Watkins led North Little Rock to the State 7A championship with a 64-52 win over Fayetteville...scored 16 points to go along with five assists and two steals in the victory...totaled seven points in the fourth quarter including six in the final deciding five minutes of the game...spearheaded a championship clinching 8-0 run to end the game...with Watkins at the helm, the Wildcats won the state championship for the first time since 1971...named the Most Valuable Player of the Arkansas High School Coaches Association All-Star game in June of 2013...scored 16 of his game high 18 points in a 2:30 span of the first period...the high-powered North Little Rock team averaged 82 points per



game and won each of its' 28 game by an average of 28 points...scored a season-high 133 points in its season opener – a 67-point victory over Bryant.

AT NORTH PULASKI HIGH SCHOOL

Attended North Pulaski High School as a freshman and sophomore during the 2010 and 2011 seasons...was named to the state championship All-Tournament team in his only season there...earned All-State First Team honors as both a freshman and as a sophomore.

PERSONAL

Born November 27, 1993...Dayshawn is the son of Vernada and Alfred Watkins...Originally signed with head coach Jerod Haase and UAB in November of 2012 but never played at the Birmingham, Ala., school... chose Florida State over Arkansas, Creighton, Marquette and Nebraska after spending one season at Holmes Community College...major is sport management.

WHAT THEY ARE SAYING

- "Dayshawn is a coach on the floor. He got us in the right situation and the right places at the right times. He makes plays for his teammates. He comes to work hard every day. He's the type of kid a coach wants for in all of his players every year," said Head Coach Jason Flanigan of Holmes Community College."

PERSONALITY PROFILE

- My dream vacation spot is the Bahamas.
- My best friend on a different college basketball team is Bobby Portis of the University of Arkansas.
- My favorite website is ESPN.com.
- I wanted to play at Florida State because I wanted to learn from Coach Hamilton and play in the ACC.
- My favorite color is blue.
- My favorite movie is Avatar.
- The best thing about playing at Florida State is the opportunity to learn from our great coaching staff.





40

BRANDON ALLEN

- FORWARD | 6-6 | 200
- SO-11
- MILTON, FLA.
- MILTON



BA #40



ON ALLEN

A talented athlete who will look to increase his playing time during his sophomore season...played in 14 games as a freshman during the 2013-14 season...played in 14 games, five ACC games and in three of the Seminoles' four NIT games in 2014 as the Seminoles earned a 3-1 record and advanced to play at the famous Madison Square Garden in New York City...is known for his keen shooting eye...joined the Seminoles in 2013 after playing professional baseball as a pitcher in the San Francisco Giants organization for three seasons (2010-12)...the right-handed pitcher was the Giants 18th round selection in the 2010 Major League Baseball Draft...selected to pursue a baseball career and forgo a collegiate baseball career at Auburn...is part of ACC history as he made the ACC record 16th 3-point shot of the Seminoles' record-setting victory over Maryland at the Donald L. Tucker Center in Tallahassee during the 2013-14 season...his second career 3-point shot put Florida State up 83-55 and set the ACC record for 3-point shots made in a single game in ACC history... Florida State won the game 85-61...father, Randy, is the Seminoles' No. 14 all-time scorer and played four years in the Garnet and Gold (1984-87)... wears the same number (40) as his father, Randy, did during his college career at Florida State.

AS A FRESHMAN

Averaged 0.7 points (10th on the team) and 0.3 rebounds (10th) while playing in 14 games during his first season as a Seminole...helped lead Florida State to the semifinals of the NIT marking only the second time in school history the Seminoles had advanced at least as far as the fourth round of in nine NIT appearances in school history...earned playing time during his first season at two of the most historic venues the Seminoles played in during the 2013-14 season - Cameron Indoor Stadium against Duke (Jan. 25) and Madison Square Garden against Minnesota in the semifinals of the NIT (April 1)...earned playing time in five ACC games and including the Seminoles' victories at Maryland in Tallahassee (Jan. 12) and against Virginia Tech in the Donald L. Tucker Center (Feb. 5)...also earned playing time against ACC champion Virginia in Charlottesville (Jan. 18) and against Duke in Cameron Indoor Stadium.

CAREER HIGHS

| | | |
|------|---------------------|----------|
| PTS | 3 vs. Maryland | 1-12-14 |
| | 3 vs. Charlotte | 12-17-13 |
| FGM | 1 vs. Virginia Tech | 2-5-14 |
| | 1 vs. Maryland | 1-12-14 |
| | 1 vs. Charlotte | 12-17-13 |
| FGA | 2 vs. Charlotte | 12-17-13 |
| 3FGM | 1 vs. Maryland | 1-12-14 |
| | 1 vs. Charlotte | 12-17-13 |
| 3FGA | 1 vs. Maryland | 1-12-14 |
| | 1 vs. Charlotte | 12-17-13 |
| FTM | 2 vs. Jacksonville | 11-8-13 |
| FTA | 2 vs. Jacksonville | 11-8-13 |
| OR | 2 vs. Jacksonville | 11-8-13 |
| DR | 1 vs. Charlotte | 12-17-13 |
| | 1 vs. UT Martin | 11-17-13 |
| REBS | 2 vs. Jacksonville | 11-8-13 |



SIGNATURE GAME

- Brandon Allen scored the first two points of his career in his first career game for the Seminoles against Jacksonville on November 8, 2013. He earned his career-high of seven minutes of playing time in the Seminoles' season-opening 91-67 victory over the Dolphins in Tallahassee. Allen totaled two free throws made, two free throws attempted, two offensive rebounds, two total rebounds and seven minutes of playing time in his first career appearance.

PERSONALITY PROFILE

- My walk-out song during introductions would be *Courtesy of the Red, White and Blue* by Toby Kieth.
- My favorite musical performer is **Toby Kieth**.
- My dream vacation spot would be the country of **Greece**.
- My favorite website is **ESPN.com**.
- I chose to play at **Florida State** because my dad was a Seminole.
- My favorite color is **blue**.
- The reality show I could win is **Who Wants To Be a Millionaire**.
- The best thing about being a **Florida State** basketball player is my **teammates**.
- The greatest sports moment I have ever watched was **Kobe Bryant scoring 81 points against the Toronto Raptors in 2006**.

2013-14 GAME-BY-GAME STATS

| Opponent | Pts. | Rebs. | S | B |
|--------------------|------|-------|---|---|
| Jacksonville | 2 | 2 | 0 | 0 |
| UT Martin | 0 | 1 | 1 | 0 |
| VCU | 0 | 0 | 0 | 0 |
| at Minnesota | 0 | 0 | 0 | 0 |
| Jacksonville State | 0 | 0 | 0 | 0 |
| Charlotte | 2 | 0 | 0 | 0 |
| Maryland | 3 | 0 | 0 | 0 |
| at Virginia | 0 | 0 | 0 | 0 |
| at Duke | 0 | 0 | 0 | 0 |
| Virginia Tech | 2 | 0 | 0 | 0 |
| at Maryland | 0 | 0 | 0 | 0 |
| Florida GC (NIT) | 0 | 0 | 0 | 0 |
| Georgetown (NIT) | 0 | 0 | 0 | 0 |
| Minnesota (NIT) | 0 | 0 | 0 | 0 |

AT MILTON

Graduated from Milton High School in 2010...was a two sport standout in both basketball and baseball...earned All-State Second Team honors in 2009 and All-State Third Team honors in 2010 in basketball...named the Panther's Most Valuable Player in basketball twice - in 2008 and 2009 and earned all-area second-team honors as a sophomore and a junior...named the boy's basketball Player of the Year by the *Pensacola News Journal* and earned All-State Class 5A Third Team honors during his senior season as named by the Florida Sports Writers Association...former Seminole teammate Okaro White was named to the All-State Class 5A First-Team that season (2010)...averaged a district leading 17.1 points per game his senior year as he led the Panthers to the district title...scored more than 1,000 career points during his high school career...named the Most Valuable Player of the 2009 Alec Kressler Memorial Basketball Tournament...scored his senior season high of 26 points against Fairhope (Alabama) High School and totaled 22 against Fort Walton Beach (Florida)...scored in double figures in each of the first 14 games of his senior season...also a three-year letterwinner as a member of his varsity baseball team...named to the 2010 Rawlings Florida All Region First Team and played in the 2009 National High School Showcase...earned a 5-2 record and a 1.74 ERA in earning All-Area Second Team honors as a junior.

PERSONAL

Born August 15, 1991...is the son of Randy and Kelly Allen...comes from a basketball background...his father, who played for the Sacramento Kings in 1988 and 1989, was a Florida State basketball star who played three years under Joe Williams and one under Pat Kennedy...averaged 12.5 points and 6.4 rebounds per game...a brother, Adam Allen, played four years at Florida (2007-11)...chose to play baseball professionally after signing a scholarship to attend Auburn and play baseball for the Tigers following his senior year of high school...drafted to the San Francisco Giants as a right-handed pitcher in the 18th round of the 2010 MLB June Amateur Draft...played two years with the Arizona Giants of the Arizona Rookie League and one season with the Salem-Keizer Volcanoes of the Short-Season Class A Northwest League in Oregon...appeared in 32 games during his minor league career...struck out 57 batters in 102 innings pitched as both a starter and reliever...comes to Florida State after three seasons of playing minor league baseball...graduated from Milton High School with honors is majoring in engineering at Florida State.

CAREER STATISTICS

| Year | G-GS | FG-A | PCT. | 3FG-3FGA | PCT. | FT-FTA | PCT. | PTS.-AVG. | OR | DR | TR-AVG. | PF-D | AST | TO | BLK | STL | MIN |
|---------------|-------------|------------|-------------|------------|--------------|------------|--------------|---------------|----------|----------|--------------|------------|----------|----------|----------|----------|---------------|
| 2013-14 | 14-0 | 3-5 | .600 | 2-2 | 1.000 | 2-2 | 1.000 | 10-0.7 | 2 | 2 | 4-0.3 | 6-0 | 0 | 3 | 0 | 1 | 26-1.9 |
| Totals | 14-0 | 3-5 | .600 | 2-2 | 1.000 | 2-2 | 1.000 | 10-0.7 | 2 | 2 | 4-0.3 | 6-0 | 0 | 3 | 0 | 1 | 26-1.9 |

CONFERENCE STATISTICS

| Year | G-GS | FG-A | PCT. | 3FG-3FGA | PCT. | FT-FTA | PCT. | PTS.-AVG. | OR | DR | TR-AVG. | PF-D | AST | TO | BLK | STL | MIN |
|---------------|------------|------------|--------------|------------|--------------|------------|-------------|--------------|----------|----------|--------------|------------|----------|----------|----------|----------|--------------|
| 2013-14 | 5-0 | 2-2 | 1.000 | 1-1 | 1.000 | 0-0 | .000 | 5-1.0 | 0 | 0 | 0-0.0 | 2-0 | 0 | 1 | 0 | 0 | 4-0.8 |
| Totals | 5-0 | 2-2 | 1.000 | 1-1 | 1.000 | 0-0 | .000 | 5-1.0 | 0 | 0 | 0-0.0 | 2-0 | 0 | 1 | 0 | 0 | 4-0.8 |

NIT STATISTICS

| Year | G-GS | FG-A | PCT. | 3FG-3FGA | PCT. | FT-FTA | PCT. | PTS.-AVG. | OR | DR | TR-AVG. | PF-D | AST | TO | BLK | STL | MIN |
|---------------|------------|------------|-------------|------------|-------------|------------|-------------|--------------|----------|----------|--------------|------------|----------|----------|----------|----------|--------------|
| 2013-14 | 3-0 | 0-0 | .000 | 0-0 | .000 | 0-0 | .000 | 0-0.0 | 0 | 0 | 0-0.0 | 2-0 | 0 | 0 | 0 | 0 | 2-0.7 |
| Totals | 3-0 | 0-0 | .000 | 0-0 | .000 | 0-0 | .000 | 0-0.0 | 0 | 0 | 0-0.0 | 2-0 | 0 | 0 | 0 | 0 | 2-0.7 |





5

JARQUEZ SMITH

- FORWARD | 6-9 | 225
- SO-11
- HADDOCK, GA.
- JONES COUNTY




ON SMITH

One of the rising stars in the ACC who displayed his exceptional talents during his freshman season and who is sure to be an all-star candidate during the remainder of his career at Florida State...one of the promising freshmen in the ACC who is sure to be one of the top shot blockers in school history before his career as a Seminole is over...his burgeoning talent will continue to emerge as his playing time continues to grow beginning with his sophomore season and for the remainder of his career at Florida State...showed flashes of a strong ability to score the basketball as he totaled eight points in his first career ACC road game at Clemson (Jan. 9, 2014) and added seven on the road at NC State (Jan. 29, 2014)...helped lead Florida State to 22 wins, a third place finish in the Puerto Rico Tip-Off and a semifinal appearance in the NIT at Madison Square Garden during the 2014 season...with Smith in the line-up during his freshman season, Florida State played in its school record ninth consecutive postseason tournament and cemented itself as the third winningest program in the ACC since the start of the 2005-06 season...has an incredible ability to rebound and block shots...his athleticism will continue to make him a dominant rebounder and shot blocker for the Seminoles during the remainder of his collegiate career...utilizes his athleticism to play effectively at the rim on both the offensive and defensive ends of the court...is still growing and will become more explosive in both his speed and his aerial ability as he continues with the strength and conditioning program at Florida State...considered to be a fearless competitor...excellent mobility and range...has great hands and the ability to catch and release quickly...was Florida State's first commitment for the class of 2013...ranked No. 63 on the CBSSports.com list of the top 100 high school players in the Class of 2013...a four-star recruit and the No. 18 ranked power forward by Rivals.com...ranked as the No. 57 player in the Class of 2013 by Rivals.com...ESPN.com ranked him as the 60th best overall player and the 15th best power forward at the end of his senior season...the 23rd best power forward in the class by 247sports.com.

CAREER HIGHS

| | | |
|------|--------------------------|----------|
| PTS | 8 at Clemson | 1-9-14 |
| FGM | 4 at Clemson | 1-9-14 |
| FGA | 5 vs. 3 teams | |
| | Last at Clemson | 1-9-14 |
| FTM | 4 vs. Jacksonville State | 12-8-13 |
| FTA | 4 vs. Jacksonville State | 12-8-13 |
| | 4 vs. UT Martin | 11-17-13 |
| OR | 2 at Wake Forest | 2-15-14 |
| | 2 at Maryland | 2-8-14 |
| | 2 at NC State | 2-1-14 |
| DR | 4 vs. UT Martin | 11-17-13 |
| REBS | 5 vs. UT Martin | 11-17-13 |
| BLK | 3 vs. North Carolina | 2-17-14 |
| | 3 vs. Virginia | 1-4-14 |
| STL | 1 vs. Clemson | 2-1-14 |
| | 1 vs. Northeastern | 11-24-13 |
| MIN | 19 vs. Charlotte | 12-17-13 |



SIGNATURE GAME

- Jarquez Smith totaled his career-high of eight points and pulled down one rebound in Florida State's 56-41 victory over Clemson at Littlejohn Coliseum in Clemson, S.C. on January 9, 2014. He scored his eight points on a career-high four field goals made in the Seminoles' ACC victory on the road. Smith's eight points came in 12 minutes played in his first career ACC road game.

PERSONALITY PROFILE

- My favorite musical performers are Lil Wayne and Drake.
- My dream vacation spot is Brazil.
- My best friend on another collegiate basketball team is Ahmed Hill of Virginia Tech.
- My favorite website is YouTube.
- I chose to attend Florida State because it is my favorite school and I wanted to play in the ACC.
- My most prized possession is my family.
- The best thing about being a Florida State basketball player is that I have the best teammates.
- My favorite all-time sports moments have been the on-court battles between Kobe Bryant and Michael Jordan.

AS A FRESHMAN (2014)

Averaged 2.4 points (ninth on the team), 1.5 rebounds (ninth on the team) and 0.7 blocked shots (third) while playing in 34 of 36 games and averaging 10.1 minutes played per game...one of five Seminoles who blocked at least 20 shots with 14 of his 24 blocked shots coming in ACC play...ranked third on the team with a 0.8 blocked shots per game average in ACC play...blocked at least one shot in 16 of the Seminoles' 34 games with his career high of three blocked shots coming against NCAA Tournament teams Virginia (Jan. 4) in his first ACC game and against North Carolina (Feb. 17)...multiple blocked shots came in six different games including two in the first game of his career against Jacksonville (Nov. 8)...totaled three blocked shots in his first career ACC game against Virginia...two blocked shots came in victories over Notre Dame (Jan. 21) and Virginia Tech (Feb. 5) and in the ACC Tournament against Virginia (March 14)...totaled seven blocked shots (2.3 bpg) in three games against ACC Champion Virginia...his 24 blocked shots during his freshman season rank as the 10th highest blocked shots total by a freshman in school history...scored his career-high eight points in his first ACC road game in Florida State's 56-41 win over Clemson.

AT JONES COUNTY

Graduated from Jones County High School in 2013...averaged a near triple-double of 16.3 points, 12.4 rebounds, and 7.5 blocks per game during his senior season...scored 20 points or more in eight games which included a 40 point game in the season opener against Putnam County...played in 29 games, nine of which he had triple doubles and 11 double-doubles his senior year...helped lead Jones County to the state playoffs for the first time in 12 years...Smith was named Georgia Basketball boys' co-player of the year in Region 2-AAAAA and was named to the first team all-state by *Atlanta Journal Constitution*...averaged 6.8 points, 7.0 rebounds and 4.2 blocked shots as a junior.

PERSONAL

Born September 16, 1994...son of Sherlena and Willie Frank Smith...grew three inches between his freshman and senior seasons at Jones County...selected Florida State over Georgia, Georgia Tech, Alabama, Auburn, Tennessee, Georgetown, Florida, Kansas, NC State and South Carolina.

2013-14 GAME-BY-GAME STATS

| Opponent | Pts. | Rebs. | Blk. | S |
|--------------------|------|-------|------|---|
| Jacksonville | 3 | 2 | 2 | 0 |
| at UCF | 4 | 1 | 1 | 0 |
| UT Martin | 4 | 5 | 0 | 0 |
| VCU | 2 | 2 | 0 | 0 |
| Northeastern | 1 | 0 | 1 | 1 |
| at Florida | 0 | 0 | 0 | 0 |
| Jacksonville State | 7 | 3 | 0 | 0 |
| Charlotte | 3 | 3 | 1 | 0 |
| vs. UMass | 2 | 0 | 0 | 0 |
| Charleston South | 4 | 1 | 0 | 0 |
| Virginia | 3 | 2 | 3 | 0 |
| at Clemson | 8 | 1 | 0 | 0 |
| Maryland | 0 | 0 | 0 | 0 |
| at Miami | 2 | 3 | 0 | 0 |
| at Virginia | 5 | 3 | 1 | 0 |
| Notre Dame | 0 | 0 | 2 | 0 |
| at Duke | 0 | 0 | 0 | 0 |
| at NC State | 7 | 3 | 1 | 0 |
| Clemson | 2 | 2 | 0 | 0 |
| Virginia Tech | 2 | 4 | 2 | 0 |
| at Maryland | 2 | 2 | 0 | 0 |
| Miami | 2 | 1 | 0 | 0 |
| at Wake Forest | 2 | 4 | 1 | 0 |
| North Carolina | 4 | 0 | 3 | 0 |
| at Pittsburgh | 0 | 2 | 1 | 0 |
| Georgia Tech | 1 | 0 | 0 | 0 |
| at Boston College | 0 | 0 | 0 | 0 |
| Syracuse | 0 | 0 | 0 | 0 |
| Maryland (ACC) | 1 | 0 | 0 | 0 |
| Virginia (ACC) | 2 | 2 | 2 | 0 |
| Florida GC (NIT) | 0 | 1 | 1 | 1 |
| Georgetown (NIT) | 4 | 2 | 1 | 0 |
| La. Tech (NIT) | 1 | 1 | 0 | 0 |
| Minnesota (NIT) | 2 | 0 | 1 | 0 |

CAREER STATISTICS

| Year | G-GS | FG-A | PCT. | 3FG-3FGA | PCT. | FT-FTA | PCT. | PTS.-AVG. | OR | DR | TR-AVG. | PF-D | AST | TO | BLK | STL | MIN |
|---------|------|-------|------|----------|------|--------|------|-----------|----|----|---------|------|-----|----|-----|-----|----------|
| 2013-14 | 34-0 | 32-73 | .438 | 4-17 | .235 | 13-25 | .520 | 81-2.4 | 17 | 33 | 50-1.5 | 39-0 | 2 | 28 | 24 | 2 | 343-10.1 |
| Totals | 34-0 | 32-73 | .438 | 4-17 | .235 | 13-25 | .520 | 81-2.4 | 17 | 33 | 50-1.5 | 39-0 | 2 | 28 | 24 | 2 | 343-10.1 |

CONFERENCE STATISTICS

| Year | G-GS | FG-A | PCT. | 3FG-3FGA | PCT. | FT-FTA | PCT. | PTS.-AVG. | OR | DR | TR-AVG. | PF-D | AST | TO | BLK | STL | MIN |
|---------|------|-------|------|----------|------|--------|------|-----------|----|----|---------|------|-----|----|-----|-----|----------|
| 2013-14 | 18-0 | 17-37 | .459 | 2-10 | .200 | 4-7 | .571 | 40-2.2 | 9 | 18 | 27-1.5 | 18-0 | 0 | 12 | 14 | 0 | 187-10.4 |
| Totals | 18-0 | 17-37 | .459 | 2-10 | .200 | 4-7 | .571 | 40-2.2 | 9 | 18 | 27-1.5 | 18-0 | 0 | 12 | 14 | 0 | 187-10.4 |

NIT STATISTICS

| Year | G-GS | FG-A | PCT. | 3FG-3FGA | PCT. | FT-FTA | PCT. | PTS.-AVG. | OR | DR | TR-AVG. | PF-D | AST | TO | BLK | STL | MIN |
|---------|------|------|------|----------|------|--------|------|-----------|----|----|---------|------|-----|----|-----|-----|--------|
| 2013-14 | 4-0 | 3-7 | .429 | 0-0 | .000 | 1-3 | .333 | 7-1.8 | 3 | 1 | 4-1.0 | 6-0 | 6 | 3 | 1 | 7 | 27-6.8 |
| Totals | 4-0 | 3-7 | .429 | 0-0 | .000 | 1-3 | .333 | 7-1.8 | 3 | 1 | 4-1.0 | 6-0 | 6 | 3 | 1 | 7 | 27-6.8 |





22

**XAVIER
RATHAN-MAYES**

- GUARD | 6-4 | 190
- FR-SQ
- SCARBOROUGH, ONTARIO, CANADA
- HUNTINGTON (WV) PREP



#22

X. Rathan-Mayes



ON RATHAN-MAYES

One of the nation's top players who will immediately join the Seminoles' rotation as a redshirt freshman for the 2014-15 season...considered to be one of the best and most complete shooting guards in the high school class of 2013...an all-around scorer who can make shots in transition by utilizing his exceptional athleticism in getting to the rim, can stop and shoot from the 3-point line, can score out of half court sets and has an incredible ability to read defenses and score off of screens and from ball reversal...also has an exceptional mid-range game and can shoot off the catch and create for himself on the dribble...said to have incredible body control with a penchant to score on perfectly placed floaters...will excel in Florida State's system as a wing scorer and will create match-up problems for defenders because of his athleticism... ranked as the No. 28 overall prospect by Rivals.com and ranked No. 24 by ESPN ...the no. 8 Rivals.com ranked shooting guard was a member of the FIBA U18 Americas Jr. Championship Team and the Canadian U18 national team... participated in the Nike Global Challenge (2011 & 2012) and played for the CIA Bounce 17s AAU Team...will wear uniform No. 22 - the same number his father, Tharon, wore at Florida State (1988-90).

AS A FRESHMAN (2014)

Sat out the 2013-14 season as per NCAA regulations...earned his eligibility and was cleared to participate in practice with the Seminoles on May 13, 2014.

AT HUNTINGTON PREP

Graduated from Huntington Prep in 2013...the Express finished the 2013 season ranked No. 6 nationally... averaged 16.0 points, 7.0 assists and 4.0 rebounds per game as a junior at Huntington Prep and averaged 13.7 points, 6.7 assists and 5.0 rebounds per game during his final year at Huntington Prep... played in 31 games, 19 of which he scored in double digits, six double-double games and one triple-double during his senior season...best performance of the season came when he scored a game high of 55 points and added nine assists, 10 rebounds and five steals in a victory over Teays Valley Christian (W. Va.)... helped lead his team to a 30-3 record along with teammate and Naismith/Gatorade National Player of the Year power forward Andrew Wiggins in 2013.

PERSONAL

Born on April 29, 1994...Xavier son of Marilyn Rathan and Tharon Mayes...Tharon Mayes is considered to be one of the top players in school history and ranks 21st in school history in scoring (1,260 career points) more than 20 years after he completed his career at Florida State...played in the NBA with the Philadelphia 76ers (1991) and the Los Angeles Clippers (1992) and enjoyed a long professional career in Europe...averaged 16.4 points per game in 77 career games as a Seminole...Xavier has set as one of his goals to break many of his father's records at Florida State during his career...selected Florida State over UConn and Illinois.



WHAT THEY ARE SAYING

- "The 6-foot-3, 180-pound Xavier Rathan-Mayes is a shooting guard in every sense of the word. In my opinion, he is a triple-threat scorer, which is the best kind of bucket-getter. He can score in transition by getting to the rim, where he finishes through contact. He can also stop and pop or spot up along the arc. In the half-court set, he can knock down 3-pointers by spacing on the side of dribble penetration and come off screens or from ball reversal," said Reggie Rankin of ESPN.com

PERSONALITY PROFILE

- My dream vacation spot would be Bora Bora.
- My best friends who play the game of basketball are Andrew Wiggins and Tyler Ennis.
- The best things about Tallahassee is that it doesn't snow in the state of Florida.
- My favorite classes at Florida State have been my math classes.
- My favorite color is red.
- My favorite movie is Tears of the Son starring Bruce Willis.
- The reality show I could win is Who Wants To Be A Millionaire.
- My most prized possession is my family.
- The best thing about attending Florida State is being a Seminole basketball player.
- My greatest sports memory is watching Kobe Bryant win his fifth NBA Championship in 2010.



ON BERWICK

A mentally tough player with outstanding size for a combo-guard who has great passing skills and an extremely high basketball IQ...considered to be a big, strong guard who makes good decisions with the basketball...a two-sport standout in high school (basketball and football) who will concentrate on basketball in college... as a quarterback in football, Berwick will bring his leadership traits to the basketball court, along with long-range shooting...an all-around and complete player who is at his best when he is getting his teammates involved in each and every play of every game.

AT ATASCADERO

Graduated from Atascadero High School in 2013...averaged 15.9 points, 6.5 assists and 4.5 rebounds in his four seasons as a member of the Greyhounds varsity basketball team...totaled 1,750 career points and 500 assists as a member of the Greyhound varsity over four seasons...named the North County Player of the Year and named the Most Valuable Player of the PAC 7 conference as a senior...a two-time county Player of the Year by the *Tribune News* of San Luis Obispo County...one of the most decorated student-athletes in the history of San Luis Obispo County...a four-year starter at the guard position for the varsity basketball team... earned All-State honors in both football and basketball during his senior season...earned All-State First Team Grid Hoopers recognition by CalHiSports.com as one of the top five all-stars in the sports of football and basketball...one of only five Central California Coast players named to the All-KSBY TV All-Star teams in both basketball and football...led Atascadero to three league championships – two in basketball and one in football – during his career...named to the Southern Section All-League team by Max Preps...a three star recruit by Rivals.com and Scout.com...averaged a career-high 19.6 points, a career career-high 4.6 assists and 4.8 rebounds in leading Atascadero to the quarterfinals of the 2014 CIF Southern Section state playoffs as a senior...was the team's senior leader who helped the Greyhounds to a 24-6 record and a perfect league mark of 12-0 during his senior season...led the PAC 7 in assists and was fifth in scoring during his senior season... his career high of 35 points came in a 78-65 win over Arroyo Grande...totaled 26 points in leading Atascadero to a 69-62 victory over Campbell Hall...scored 26 points to lead all scorers in a 63-54 win by the Greyhounds against Paso Robles as a senior...scored 24 points and added two assists against Servite and totaled 23 points, nine assists and four rebounds in a victory over Leuzinger...averaged 17.5 points, 6.2 assists and 3.9 rebounds as he led Atascadero to a share of the PAC 7 basketball championship as a junior...one of the Male Athletes of the Year in the State of California as a junior as named by CalHiSports.com...named the County Player of the Year as a junior by the *Tribune News*...totaled a triple double in a victory over Hoover during his junior season...totaled 29 points, five assists and four rebounds and hit a game-winning 3-pointer at the buzzer to lead Atascadero past Righetti during his junior season...named to the Pangos AAU Tournament Spring Sweet 16 All-Tournament team in 2013...the team is coached by former UCLA star Earl Watson...nine players from the 2013 Pangos team earned scholarship offers from Division I school including Berwick...an All-American Honorable Mention selection at the 2013 Pangos All-American Camp...as the quarterback for the Atascadero football team, Berwick set the school record for touchdown passes with 32 and was named the North County Player of the Year by the *Tribune News* as a senior in 2013... Berwick led Atascadero to an 8-2 record on the football field and the PAC 7 regular season championship during the fall of 2013...he established school records for passing touchdowns, passing yards and completions in leading the Greyhounds to the CIF playoff during his senior season...named to the All-CIF football All-Star team by the Santa Ynez Valley News as a senior.

PERSONAL

Born January 17, 1996...Robbie is the son of Sherri and John Berwick...has one brother, J.D. and two sisters, Shannon and Natalie...Atascadero is in central California – three hours south of San Francisco and three hours north of Los Angeles...made his official visit to Florida State in October of 2013 and committed to head coach Leonard Hamilton and his staff during the first half of the Seminoles' football victory over Miami in Doak Campbell Stadium...selected Florida State over Stanford, Colorado State, Texas-El Paso and Fresno State.

WHAT THEY ARE SAYING

- "Robbie has a really high basketball IQ which will serve him well because in the ACC guys have to be an extension of the coach. He's a quarterback – a guy who can run the show by getting a team into its offense. He certainly makes all of his teammates better players because he is such a great facilitator and if you need him to score he can do that, too. He's just really good when it comes down to understanding the game and he's a quality kid. Robbie has a great personality and has always performed well academically," said his AAU coach Mike Moore.

PERSONALITY PROFILE

- My favorite musical performers are Kenny Chesney and Drake.
- My dream vacation spot would be the Sierra Mountains.
- My best friend on a different college basketball team is Fallou Ndoye of Mississippi State.
- My favorite website is Eastbay.com.
- The best thing about Florida State are the fans and the campus.
- I wanted to play at Florida State because it has the best players and coaches which will provide the best competition on the basketball court.
- My favorite color is garnet.
- My favorite movie is One Flew Over The Cuckoo's Nest.
- The reality show I think I can win is So You Think You Can Dance.
- My most prized possession is my family.
- The best thing about playing at Florida State is knowing that my dream of playing college basketball is becoming a reality.



24

ROBBIE BERWICK

- GUARD | 6-4 | 188
- FR-HS
- ATASCADERO, CALIF.
- ATASCADERO



Robbie Berwick
#24 30 Nodes





PHIL COFER

- FORWARD | 6-8 | 205
- FR-HS
- FAYETTEVILLE, GA.
- WHITEWATER



ON COFER

An athletic power forward who attacks the glass on both the offensive and defensive ends of the court...will earn tip-dunk baskets because of his aggressive play around the rim and because of his quickness that allows him to out-maneuver players who might be taller than he is...runs the floor well and finishes around defenders...can score with his extremely quick first step and has the ability to start a primary break after working hard to earn a defensive rebound...is very active on both ends of the court and is a torrid rebounder...his strength entering college is rebounding...plays with a great deal of emotion and energy...a four-star recruit and the No. 56 overall high school basketball prospect in the nation in 2014 according to ESPN...the No. 8 overall ranked prospect in the talent-laden state of Georgia by the Phenom Hoop Report as a high school senior...the No. 6 ranked prospect in the class of 2014 by Georgia Hoops...one of five players from the state of Georgia who was nominated to play in the McDonald's High School All-American game in 2014...a talented member of the Atlanta-based Team Georgia Elite coached by AI Outlaw.

AT WHITEWATER

Graduated from Whitewater High School in 2013...averaged a double double of 18.0 points and 10.9 rebounds in two seasons as a member of the Whitewater varsity...shot .580 from the field during his two varsity seasons...totaled 116 career blocked shots including 73 as a senior (3.0 bpg)...averaged a double double of 19.3 points and 12.8 rebounds to go along with 3.0 blocked shots in 24 games as a senior...led Whitewater to an 18-10 record and a berth in the Georgia High School Scholastic Association Class AAAAAA state tournament as a senior...earned All-State First Team honors in 2014 as he was named to the 5A All-State team by the *Atlanta Journal-Constitution*...led Whitewater to the state championship playoffs and to the best record in Atlanta's Region Class 5A classification...Whitewater won two games in the state playoffs in only the second appearance in the state championship tournament since the school opened in 2005...named the Fayette County Player of the Year and to the All-County First Team by the *Fayette County News*...an All-State Second Team selection to the American Family Insurance All-Georgia team in 2014...scored his senior season high of 35 points in a win over South Cobb and scored at least 20 points nine times and scored in double figures in 23 of 24 games...totaled his season high of 19 rebounds in a win over Landmark Christian and pulled down at least 15 rebounds in six different games...recorded double figures rebounds in 21 of 24 games...totaled 10 double-doubles in points and rebounds in his 24 games as a senior...played in the Georgia Athletic Coaches Association's North-South All-Star game following his senior season...averaged a near double-double of 16.7 points and 8.9 rebounds as a junior and scored his season high of 42 points in a win over Landmark Christian...scored 20 points or more seven times as a junior including his 42-point outing and a 30-point scoring game in a victory over Northgate High School...earned All-State Second Team honors in Class 5A from the Georgia Sportswriters Association as a junior.

PERSONAL

Born January 19, 1996...Philip is the son of Michael and Reba Cofer...Michael played football at the University of Tennessee and then in the NFL after being drafted by the Detroit Lions in 1983...played 10 seasons in the NFL, all with the Lions and was named to the Pro Bowl in 1988 after earning 12 sacks...led the Lions in sacks each season from 1987 through 1990...his father played at Tennessee under the legendary Johnny Majors...Reba played women's basketball at Tennessee...originally signed with Tennessee but was released from his National Letter of Intent after a coaching change in Knoxville...narrowed his choices to Florida State, Tennessee, Georgia Tech and Virginia Tech in May of 2014 before deciding to become a Seminole.

WHAT THEY ARE SAYING

- "Phil stepped up as a senior and took on the leadership role with determination and vigor. He was like having a coach on the floor. He carried himself with humility; moreover, he was the consummate team player. Phil played each game at a high level regardless because every team we faced tried to stop him as a game plan. Phil will be sorely missed because you don't replace a Phil Cofer," said Mark Fisher, the Head Coach at Whitewater High School.

PERSONALITY PROFILE

- My dream vacation spot would be Puerto Rico.
- My favorite website is ESPN.com.
- My best friend on a different college basketball team is Duby Okek of Winthrop University.
- My favorite motivational quote is "Hard work beats talent when talent fails to work hard."
- My favorite color is red.
- My favorite movie is Batman.
- The reality show I could win is The Bachelor.
- My most prized possession is the sport of basketball.
- The best thing about being a Florida State basketball player is the opportunity to learn from our coaching staff.
- My greatest sports memories are watching Michael Jordan play the game.





31

MICHAEL SAXTON

- GUARD | 6-5 | 210
- JR-TR
- ORLANDO, FLA.
- LAKE HIGHLAND PREP



Michael Saxton
#31

ON SAXTON

Joined the Seminole men's basketball team after spending two seasons at Tallahassee Community College... marks the third player to move across town from TCC to Florida State in the last four seasons... joins Bernard James (a current member of the Dallas Mavericks of the NBA) and Joell Hopkins as players who have recently played at both TCC and FSU... a great teammate who will be an outstanding addition to the Seminoles' scout team and will bring added depth to the roster.

AT TALLAHASSEE COMMUNITY COLLEGE

Graduated from Tallahassee Community College with an Associates in Arts degree in general business... played in 17 games in two seasons at TCC where he averaged 1.7 points and 0.6 rebounds... averaged 1.6 points and 0.6 rebounds in 10 games as a sophomore... his career high of nine points came in a 97-70 victory over Gadsden State Community College (Dec. 31, 2013) as he shot four of five from the field (.800 percent) and was a perfect one of one from the free throw line... added four points against the State College of Florida on a perfect two of two field goal shooting (1.000 percent) in the Eagles' 84-61 win (Dec. 6, 2013)... shot .636 percent from the field and was perfect on his only free throw attempt of the season against the State College of Florida... double figure minutes came in four games including his career high of 21 minutes played in the Eagles' 97-70 win over Gadsden State... made one of his three attempts from the 3-point line with his first career shot from the bonusphere coming against Lurleen B. Wallace Community College (Nov. 1, 2013)... averaged 1.9 points and 1.7 rebounds in seven games as a freshman... scored his freshman season-high of seven points in his season-high of 18 minutes played against Jefferson Davis Community College (Nov. 22, 2012)... first two points of his career came in 11 minutes of playing time against Daytona State (Nov. 17, 2012)... points came in three consecutive games – two against Daytona State (Nov. 17, 2012), two against Marion Military Institute (Nov. 21, 2012) and his season high of seven against Jefferson Davis... his freshman season was cut short by an injury after he played in only seven games.

AT LAKE HIGHLAND PREP

Graduated from Lake Highland Prep in Orlando, Fla., in 2012... a two-year member of the varsity team who played in 38 career games and averaged 3.9 points and 2.8 rebounds for his career... totaled 148 career points and 107 career rebounds... averaged 4.6 points and 3.3 rebounds in 31 games in leading Lake Highland to the Class 4A State Championship game in 2012 as a senior... totaled 17 points and five rebounds in Lake Highland's regional semifinal victory over Jones High School... scored four points and pulled down six rebounds in the Highlanders semifinal victory in the State Championship tournament over Tallahassee's Godby High School... the Highlanders won that game to advance to the state championship game... scored five points in the Highlanders state championship game loss to Pinecrest... helped lead Lake Highland to district championships during both his junior and senior seasons... played in seven games as a member of the varsity team as a junior... totaled 21 assists and 18 steals in his two varsity seasons.

PERSONAL

Born January 6, 1994... Michael is the son of Denise and Brad Saxton... both of his parents attended Florida State... his sister, Amanda, was a member of the volleyball and sand volleyball teams at Florida State from 2009-12... Amanda won the Elite 89 Award at the NCAA Volleyball Championships banquet in 2011 for having the highest cumulative GPA (4.0) of any player on one of the four teams in the championship... Amanda was the Seminoles' sand volleyball co-captain in 2012... named to the Panhandle Conference and the FCSSA All-Academic teams in 2013... major is finance.

WHAT THEY ARE SAYING

- "Michael Saxton was one of the best walk-ons that Tallahassee Community College ever had. He was truly a good teammate and understood the importance of what a walk-on should be. He pushed players in practice to become better and, when called upon, responded with his best efforts. I have truly enjoyed watching Michael grow as a person and a player for the last two years," said Head Coach Eddie Barnes of Tallahassee Community College.

PERSONALITY PROFILE

- My favorite musical performers are John Mayer and Florida Georgia Line.
- My favorite vacation spot is in the North Carolina mountains at my grandmother's house.
- My best friend on another college team is Alex McClanahan of Florida Southern College.
- The best moment in my basketball career was hitting a 3-point shot to win the state championship title in 2012.
- My favorite website is ESPN.com.
- I wanted to be a Seminole because I grew up loving Florida State University and both of my parents and my sister, Amanda, went to school here.
- My favorite color is navy blue.
- My favorite movie is Transformers.
- My favorite reality show is Shark Tank.
- The reality shows I could win are Wipeout and Dancing With The Stars.



2013-14 REVIEW



2013-14 YEAR IN REVIEW

2013-14 FLORIDA STATE RESULTS

| | | | |
|-----|---|---------------------|---------------|
| O30 | 1 | Southeastern (Fla.) | W, 112-74 |
| N4 | 1 | Flagler College | W, 76-47 |
| N8 | | Jacksonville | W, 91-67 |
| N13 | | at UCF | W, 80-68 |
| N17 | | UT Martin | W, 89-61 |
| N21 | 2 | VCU | W, 85-67 |
| N22 | | Michigan | L, 80-82 (OT) |
| N24 | 2 | Northeastern | W, 62-60 |
| N29 | | at Florida | L, 66-67 |
| D3 | 3 | at Minnesota | L, 61-71 |
| D8 | | Jacksonville State | W, 77-53 |
| D17 | | Charlotte | W, 106-62 |
| D21 | 4 | UMass | W, 60-55 |
| D30 | | Charleston Southern | W, 67-59 |
| J4 | * | Virginia | L, 50-62 |
| J9 | * | at Clemson | W, 56-41 |
| J12 | * | Maryland | W, 85-61 |
| J15 | * | at Miami | W, 63-53 |
| J18 | * | at Virginia | L, 66-78 |
| J21 | * | Notre Dame | W, 76-74 |
| J25 | * | at Duke | L, 56-78 |
| J29 | * | at NC State | L, 70-74 |
| F1 | * | Clemson | L, 49-53 |
| F5 | * | Virginia Tech | W, 70-50 |
| F8 | * | at Maryland | L, 71-83 |
| F10 | * | Miami | L, 73-77 |
| F15 | * | at Wake Forest | W, 67-60 |
| F17 | * | North Carolina | L, 75-81 |
| F23 | * | at Pittsburgh | W, 71-66 |
| M2 | * | Georgia Tech | W, 81-71 |
| M4 | * | at Boston College | W, 74-70 |
| M9 | * | Syracuse | L, 58-74 |
| M13 | 5 | Maryland | W, 67-65 |
| M14 | 5 | Virginia | L, 51-64 |
| M18 | 6 | Florida Gulf Coast | W, 58-53 |
| M24 | 6 | Georgetown | W, 101-90 |
| M26 | 6 | Louisiana Tech | W, 78-75 |
| A1 | 7 | Minnesota | L, 64-67 (OT) |

* - ACC Game; 1 - exhibition game at Donald L. Tucker Center; 2 - Puerto Rico Tip-Off at San Juan, Puerto Rico. 3 - ACC/Big Ten Challenge in Minneapolis, Minn.; 4 - Orange Bowl Classic at Sunrise, Fla. 5 - ACC Tournament at Greensboro, N.C.; 6 - NIT at Tallahassee, Fla. 7 - NIT at New York, N.Y.

2013-14 ACC STANDINGS

| Team | W | L | Pct. | W | L | Pct. |
|----------------------|----------|----------|-------------|-----------|-----------|-------------|
| Virginia | 16 | 2 | .889 | 30 | 7 | .811 |
| Syracuse | 14 | 4 | .778 | 28 | 6 | .824 |
| Duke | 13 | 5 | .722 | 26 | 9 | .743 |
| N. Carolina | 13 | 5 | .722 | 24 | 10 | .706 |
| Pittsburgh | 11 | 7 | .611 | 26 | 10 | .722 |
| Clemson | 10 | 8 | .556 | 23 | 13 | .639 |
| Florida State | 9 | 9 | .500 | 22 | 14 | .611 |
| NC State | 9 | 9 | .500 | 22 | 14 | .611 |
| Maryland | 9 | 9 | .500 | 17 | 15 | .531 |
| Miami (Fla.) | 7 | 11 | .389 | 17 | 16 | .515 |
| Wake Forest | 6 | 12 | .333 | 17 | 16 | .515 |
| Georgia Tech | 6 | 12 | .333 | 16 | 17 | .485 |
| Notre Dame | 6 | 12 | .333 | 15 | 17 | .469 |
| Boston College | 4 | 14 | .222 | 8 | 24 | .250 |
| Virginia Tech | 2 | 16 | .111 | 9 | 22 | .290 |

LEONARD HAMILTON'S CAREER RECORD

| | W | L | Pct. | Years |
|-------------------------|------------|------------|-------------|-----------------|
| Career | 420 | 366 | .534 | 1987-Pr. |
| at Oklahoma St. | 56 | 63 | .471 | 1987-90 |
| at Miami | 144 | 147 | .495 | 1991-00 |
| at Florida State | 220 | 156 | .585 | 2002-Pr. |

FLORIDA STATE PLAYS IN NINTH CONSECUTIVE POSTSEASON TOURNAMENT SEMINOLES ADVANCE TO FINAL FOUR OF NIT THOMAS EARNS ALL-ACC HONORABLE MENTION HONORS



FLORIDA STATE PLAYS IN NINTH CONSECUTIVE POST-SEASON TOURNAMENT

Florida State finished with a 22-14 overall record, played in its school record ninth consecutive postseason tournament, advanced to the Final Four of the NIT, finished in third place in the Puerto Rico Tip-Off, advanced to the quarterfinals of the ACC Tournament for the eighth consecutive season, finished in a tie for seventh place in the ACC standings with a 9-9 record, defeated two nationally ranked teams and had a player earn All-ACC Honors for the school record ninth consecutive season as it played one of the nation's toughest schedules and finished the season as one of the top teams in the nation in head coach Leonard Hamilton's 12th season in Tallahassee.

SEMINOLES CONTINUE TO RANK AMONG ACC'S TOP TEAMS



Florida State won 22 games and continued its ranking as one of the top three winningest programs in the ACC since the start of the 2005-06 season. The Seminoles have won 196 games in the last nine seasons (21.7 wins per season) and rank behind only Duke and North Carolina in total and ACC wins since finishing with a record of 20-10 during the 2005-06 season. The Seminoles have won at least 20 games in seven of the last nine years including five of the last six seasons dating to the 2008-09 season when Florida State won 25 games, played in the ACC Tournament Championship game for the first time in school history and played in the first of a school record four consecutive NCAA Tournaments.



SINCE THE 2005-06 SEASON, FLORIDA STATE IS...

- ... The third winningest program in the ACC (196 overall wins) behind only Duke (256 overall wins) and North Carolina (250 overall wins);
- ... The third winningest team in the ACC in ACC games only (61) and has won more than 60 percent of their conference games since the start of the 2005-06 conference season. Florida State is joined by only Duke (.770 winning percentage) and North Carolina (.710 winning percentage) as ACC teams who have won at least 60 percent of its ACC games in the last nine seasons;
- ... One of only three teams in the ACC that averages at least 21 wins or more per season and is one of only five teams in the ACC that averages 20 wins or more per season. Duke averages 28.4 wins per season, North Carolina averages 27.7 wins per season and Florida State averages 21.7 wins per season while Maryland and Clemson average 20.6 wins per season in the most recent span of nine years in ACC play;
- ... One of only three teams that has won at least 20 games in a season at least seven times. Duke has won at least 20 games in each of the last nine seasons and North Carolina has won at least 20 games in eight seasons while Florida State has reached 20 wins seven times since the start of the 2005-06 season;
- ... One of only five teams that has won the ACC Championship. Florida State won its first ACC title in 2012. Only four other teams -- Duke (2006, 2009, 2010, 2011) North Carolina (2007, 2008), Miami (2013) and Virginia (2014) have won at least one ACC Championship in the last nine seasons.



2013-14 YEAR IN REVIEW

22

Florida State finished the 2013-14 season with 22 victories. The Seminoles have won at least 22 games in a season six times under head coach Leonard Hamilton. Prior to Hamilton's arrival in Tallahassee for the 2002-03 season, Florida State had won at least 22 games only eight times in the history of the program. Hamilton currently holds the school record for seasons by a coach with at least 22 wins with six.

SEMINOLES' THOMAS NAMED ALL-ACC HONORABLE MENTION

Sophomore Aaron Thomas, who averaged a career-high 14.6 points per game as a sophomore, earned All-ACC Honorable Mention honors as voted on by the Atlantic Coast Sports Media Association. It marks the ninth consecutive season and 11th time in the 12 seasons under head coach Leonard Hamilton that the Seminoles have had at least one player earn All-ACC Honors. Thomas finished the season ranked 11th in the ACC in scoring with 522 points.

AARON THOMAS NAMED ACC PLAYER OF THE WEEK

Sophomore guard Aaron Thomas, who averaged 22.0 points, 5.5 rebounds and 1.5 assists while shooting .600 from the field and the 3-point line and .917 from the free throw line in leading the Seminoles to wins over Charlotte and UMass, was named the ACC Player of the Week as announced by the league office on December 23, 2013. Thomas scored his career high of 26 points and pulled down seven rebounds in Florida State's 106-62 win over Charlotte and totaled 18 points and four rebounds in the Seminoles' neutral court win over UMass in the Orange Bowl Classic. Thomas scored 44 points in 54 minutes played during the two wins including his career-high of 26 points in only 22 minutes played against Charlotte. He was named the Most Valuable Player of the Seminoles' victory over UMass in the Orange Bowl Classic.



FLORIDA STATE BASKETBALL BY THE NUMBERS

- 1 Senior Okaro White played in a school record 139 career games. He never missed playing in a game during his career at Florida State.
- 1 Aaron Thomas was the only ACC player during the 2013-14 season to rank in the top 12 in the scoring (11th, 14.5 ppg), steals (sixth, 1.6 spg) and free throw shooting (eighth, .808) categories.
- 1 Devin Bookert is the top 3-point field goal shooting specialist in school history with a two-year shooting percentage of .466 (76 of 163).
- 1 Florida State head coach Leonard Hamilton is the only coach in college basketball history to be named as the Coach of the Year in both the ACC (2009 and 2012) and the Big East (1995 and 1999). Hamilton is the second winningest coach in school history for both Florida State and Miami.
- 1 Sophomore Montay Brandon was the only Seminole who played in and started each of the Seminoles' 36 games this season.
- 2 Ian Miller wrote his name into Seminole lore with two game-winning buzzer beating baskets during his career – one at Virginia (March 1, 2012) during his sophomore season and one at home against Notre Dame (January 21, 2014) during his senior season.
- 2 Marquez White became the second player in school history to play in a college football national championship game and in the ACC Basketball Tournament in the same year. The great Charlie Ward quarterbacked Florida State past Nebraska in the 1993 National Championship game and scored 10 points and pulled down four rebounds against North Carolina in the ACC Basketball Tournament on March 11, 1994.
- 4 Florida State finished fourth in the ACC in the free throw shooting percentage category and had three players finish in the top 10 of individual free throw shooting – Ian Miller (third, .873), Aaron Thomas (eighth, .808) and Okaro White (10th, .798).
- 4 Boris Bojanovsky ranked fourth in blocked shots in the ACC with a 1.9 bpg average during the 2013-14 season. It marked the sixth consecutive season at least one Seminole had finished in the top 10 of the blocked shots category in the ACC.
- 6 Florida State, which finished sixth in the ACC in scoring offense had three players finish in the top 20 of the individual scoring race in the ACC – Aaron Thomas (11th; 14.5 ppg) Ian Miller (16th, 13.7 ppg) and Okaro White (17th, 13.6 ppg). Only the Seminoles and Notre Dame had three players ranked in the top 20 of the individual scoring standings for the season.
- 7 Boris Bojanovsky blocked a career-high seven shots in Florida State's victory over No. 20 UMass on December 21 in the Orange Bowl Classic. His seven blocked shots are tied for the seventh highest single game total in school history and ranks as the second highest total of blocked shots against a ranked team in school history. Corey Louis blocked nine shots against No. 9 ranked Maryland on January 10, 1995.

IAN MILLER



SIXTH MAN OF THE YEAR BY THE ACC COACHES

Senior Ian Miller, who was Florida State's second leading scorer coming off the bench in 24 of 31 games, was named the ACC's Sixth Man of the Year in a vote by the league's 15 head coaches. Miller came off the Seminoles' bench in his first 23 games of the season before being inserted into the starting line-up and finished the season ranked 16th in the ACC in scoring (13.7) and third in the ACC in free throw percentage (.873).

ALL-TOURNAMENT TEAM AT PUERTO RICO TIP-OFF

Florida State's Ian Miller, who averaged 15.7 points, 4.3 rebounds, 3.0 assists and 2.7 steals in leading the Seminoles to a 2-1 record and a third place finish at the Puerto Rico Tip-Off, was named to the PRTO All-Tournament team. It was the first All-Tournament team honor of his career. Miller led Florida State to victories over No. 10 VCU and Northeastern and to a near victory over No. 13 Michigan. In the Seminoles' three games in Puerto Rico, Miller scored 22 points in the victory over VCU, totaled 19 points on four made 3-point shots against Michigan and earned a career-high six steals in Florida State's victory over Northeastern. Miller was a perfect 11 of 11 from the free throw line in the three game tournament.

ONE OF THE MOST ACCURATE 3-POINT SHOOTERS

Ian Miller completed his four-year career ranked ninth in school history with 146 career 3-point field goals made, ninth in school history with 409 career 3-point field goals attempted and ranked 21st in school history with a career 3-point field goal shooting mark of .357. He earned four varsity letters and is one of only nine players in school history to make 145 or more career 3-point shots and one of only nine Seminole players to attempt 400 or more 3-point shots. He averaged 1.4 made 3-point field goals during his 108-game career.

SIXTH IN FREE THROW SHOOTING PERCENTAGE

Ian Miller finished his career with a .806 free throw shooting mark and is one of only six players in school history to earn a career free throw shooting percentage of 80 percent or better. His .873 free throw shooting percentage as a senior (96 of 110) ranks as the third highest free throw shooting percentage for a single season in school history.



2013-14 YEAR IN REVIEW

QUOTING FLORIDA STATE BASKETBALL

"It may come as a surprise to even the most ardent ACC fan, but a win over Florida State over the past decade has been nearly as valuable as a win over Duke and North Carolina. In the past nine-year span, FSU ranks third among all ACC teams in both overall wins (193) and conference wins (62) behind only the Blue Devils and Tar Heels."

Jerry Ratcliff
Charlottesville Daily Progress

"Florida State is a dangerous team. When they play with a sense of urgency from the get-go, they have the scoring ability and they have the mindset to beat a lot of great teams."

Jay Williams
ESPN

"Aaron Thomas has become one of the really effective offensive players in the Atlantic Coast Conference. When he scores like that (24 points against Virginia Tech), Florida State is pretty tough."

Dan Bonner
ACC Network

"When Aaron Thomas begins to light up, he will make a big difference for the Seminoles. No. 25 in the Garnet and Gold is a big time talent. If you are a Florida State fan and you are wondering about your future, trust me, 25 is your guy."

Tim Brando
ACC Network

"Florida State is big, they are athletic and they can get up and down the floor in transition."

Jay Bilas
ESPN

"Aaron Thomas is an outstanding player. He is a terrific defender, good in transition, has improved his mid-range game and his range. He's the real thing. He is going to get better and better."

Jay Bilas
ESPN

"I really think this big kid (Boris Bojanovsky) is going to be a very, very good player."

Dino Gaudio
ESPN

"Okaro White was a good player in his first two seasons at Florida State, but now he's developing into his own. At 6-foot-8, he is athletic and defends well. He moves like a small forward, is agile and able to drive and shoot from the outside. But he also has the skills of a power forward, with the ability to create point in the low post."

Bob Ferrante
Fox Sports

"Florida State is as big as anybody in the country. They are a very dangerous team, an athletic tea."

Brad Brownell
Clemson University

"I've coached a lot of years, and I haven't seen a team (Florida State) that efficient with that type of length with their guards."

John Beilein
University of Michigan



WHITE TO ALL-ACC DEFENSIVE TEAM BY COACHES

Senior Okaro White, who averaged 1.1 blocked shots and 0.8 steals as a senior, was named to the All-ACC Defensive Team by the 15 ACC coaches. White earned 18 blocked shots in 18 ACC games as he became only the 13th player in school history with 100 or more career blocked shots against Maryland on March 13 in the ACC Tournament. White was the anchor of Florida State's defensive effort which has been ranked among the best in the ACC and nation throughout the season. The Seminoles finished the season ranked second in the ACC in blocked shots, third in in field goal percentage defense and sixth in steals and scoring defense.

WHITE SURPASSED 1,000 CAREER POINTS

Senior Okaro White scored nine points against Florida on November 29, 2013 to surpass the 1,000 career point mark. He became the 43rd player in school history to reach the 1,000 career point plateau and finished his career ranked tied for 16th in scoring in Florida State history with 1,402 career points. White finished his four year career as one of only 17 players in school history to score at least 1,400 career points.

OKARO WHITE IN FLORIDA STATE'S RECORD BOOK

- He finished his career with 1,402 career points -- tied for the 16th highest scoring total in school history;
- He finished his career with .799 career free throw shooting percentage- the 9th highest free throw shooting percentage in school history;
- He finished his career with 401 career free throws made -- the 10th highest total in school history;
- He finished his career with 107 career blocked shots -- the 10th highest blocked shots total in school history.

FLORIDA STATE'S WIN TOTAL IN THE LAST NINE YEARS

Florida State is the third winningest program in the ACC in the last nine years (since the start of the 2005-06 season) in total games played with 196 wins. The Seminoles average 21.7 wins per season with records of 20-10 (2005-06), 22-13 (2006-07), 19-15 (2007-08), 25-10 (2008-09), 22-10 (2009-10), 23-11 (2010-11), 25-10 (2011-12), 18-16 (2012-13) and 22-14 (2013-14).

ACC STANDINGS SINCE THE 2005-06 SEASON

| Team | 2005-06 | 2006-07 | 2007-08 | 2008-09 | 2009-10 | 2010-11 | 2011-12 | 2012-13 | 2013-14 | Totals |
|----------------|---------|---------|---------|---------|---------|---------|---------|---------|---------|---------|
| Duke | 32-4 | 22-11 | 28-6 | 30-7 | 29-5 | 32-5 | 27-7 | 30-6 | 26-9 | 256-60 |
| North Carolina | 23-8 | 31-7 | 36-3 | 34-4 | 16-16 | 29-8 | 32-6 | 25-12 | 24-10 | 250-74 |
| Florida State | 20-10 | 22-13 | 19-15 | 25-10 | 22-10 | 23-11 | 25-10 | 18-16 | 22-14 | 196-109 |
| Maryland | 19-13 | 25-9 | 19-15 | 21-14 | 23-8 | 19-14 | 17-15 | 25-15 | 17-15 | 185-118 |
| Clemson | 18-16 | 25-11 | 24-10 | 23-9 | 21-10 | 22-12 | 16-15 | 13-18 | 23-13 | 185-114 |
| Miami | 18-16 | 12-20 | 23-11 | 19-13 | 20-13 | 21-15 | 20-13 | 29-7 | 17-16 | 179-124 |
| NC State | 22-10 | 20-16 | 15-16 | 16-14 | 19-15 | 15-16 | 24-13 | 24-11 | 22-14 | 177-125 |
| Virginia | 15-15 | 21-11 | 17-16 | 10-18 | 15-16 | 16-15 | 22-10 | 23-12 | 30-7 | 169-120 |
| Virginia Tech | 14-16 | 22-12 | 21-14 | 19-15 | 23-8 | 22-12 | 16-17 | 13-19 | 9-22 | 159-135 |
| Boston College | 23-8 | 21-12 | 14-17 | 22-12 | 15-16 | 21-13 | 9-22 | 16-17 | 8-24 | 149-141 |
| Wake Forest | 17-17 | 15-16 | 17-13 | 24-7 | 19-10 | 8-24 | 13-18 | 13-18 | 17-16 | 143-139 |
| Georgia Tech | 11-17 | 20-12 | 15-17 | 12-19 | 22-12 | 13-18 | 11-20 | 16-15 | 16-17 | 136-147 |



2013-14 YEAR IN REVIEW



FLORIDA STATE IN ACC PLAY IN THE LAST SIX SEASONS

In the last six seasons (through the 2014 regular season), Florida State is 61-39 (.610 winning percentage) and has finished in third place in the league standings three times in regular season ACC play. The Seminoles average 10.1 ACC regular season wins per season and have finished in the top four of the ACC standings four times in the last six seasons. Florida State is third in the ACC in conference wins with 62 and third in winning percentage at .614.

AVERAGE ACC REGULAR SEASON WINS / AVERAGE PLACE IN ACC STANDINGS IN LAST SIX SEASONS

| Team | Won | Lost | Pct. | Avg. Finish | Highest Finish / Lowest Finish |
|----------------|-----|------|------|-------------|----------------------------------|
| Duke | 77 | 23 | .770 | 2.0 | 1 (2010) / 3 (2014) |
| North Carolina | 71 | 29 | .710 | 3.0 | 1 (2009, 2011, 2012) / 9 (2010) |
| Florida State | 61 | 39 | .610 | 4.2 | 3 (2010, 2011, 2012) / 7 (2014) |
| Virginia | 52 | 48 | .520 | 6.0 | 1 (2014) / 11 (2009) |
| Maryland | 50 | 50 | .500 | 6.2 | 1 (2010) / 8 (2012) |
| Clemson | 50 | 50 | .500 | 6.3 | 4 (2011) / 11 (2013) |
| Miami | 48 | 52 | .480 | 7.5 | 1 (2013) / 12 (2010) |
| NC State | 45 | 55 | .450 | 7.3 | 4 (2012, 2013) / 10 (2009, 2011) |
| Boston College | 39 | 61 | .390 | 8.0 | 4 (2011) / 14 (2014) |
| Wake Forest | 37 | 63 | .360 | 8.0 | T2 (2009) / 12 (2011) |
| Virginia Tech | 36 | 62 | .360 | 8.3 | 3 (2010) / 15 (2014) |
| Georgia Tech | 30 | 70 | .300 | 9.7 | 7 (2010) / 12 (2009) |

SEMINOLES TOP CENTURY MARK FOR FIRST TIME SINCE 2005 AGAINST CHARLOTTE

Florida State defeated Charlotte, 106-62, on December 17, 2013 in Tallahassee to mark the first time the Seminoles had scored 100 or more points in a regular season game since a 108-73 win over Campbell on December 22, 2005. The 49ers, who won the 2013 Puerto Rico Tip-Off with victories over Kansas State, Northeastern and No. 13/15 Michigan in the championship game of the tournament, entered the game allowing an average of 69.8 points in their first nine games of the season. The Seminoles exceeded that average by nearly 40 points.

FIVE DOUBLE FIGURE ACC WINS IN 2013-14

Florida State defeated Virginia Tech, 70-50 (+20 points) on February 5, 2014 in Tallahassee to mark its fourth double digit ACC victory of the season. The Seminoles defeated Maryland (+24), Virginia Tech (+20), Clemson (+15) and Miami (+10) by 10 or more points during the 2013-14 season to mark their most double digit ACC wins in a single season since they totaled five during the 2010-11 ACC season and finished in third place in the ACC with an 11-5 record. The Seminoles advanced to the Sweet 16 of the NCAA Tournament that season.

SEMINOLES' DOUBLE DIGIT ACC WINS

| Margin | Scored | Opponent | Date | Notes |
|--------|--------|---------------|------------------|----------------------------------------------|
| +24 | 85-61 | Maryland | January 12, 2014 | Seminoles shoot .667 (16 of 24) from 3FGM |
| +20 | 70-50 | Virginia Tech | February 5, 2014 | Seminoles shoot .563 (nine of 16) from 3FGM |
| +15 | 56-41 | at Clemson | January 9, 2014 | Seminoles made 26 FGM to Clemson 15 FGM |
| +10 | 63-53 | at Miami | January 15, 2014 | Seminoles shoot .467 (seven of 15) from 3FGM |
| +10 | 81-71 | Georgia Tech | March 2, 2014 | Seminoles shoot .524 (22 of 42) from field |

FLORIDA STATE FROM THE 3-POINT LINE AGAINST GEORGETOWN

Led by four made 3-point shots by Ian Miller and multiple 3-point shots made by three other Seminoles, Florida State made .688 of their 3-point shots in its victory over Georgetown in the second round of the NIT on March 24. The Seminoles shot .615 (8 of 13) in the first half and were a perfect 1.000 (three of three) from the bonusphere in the second half.

FLORIDA STATE'S SINGLE GAME 3-POINT BESTS

| Rank | Opponent | Date | Pct. |
|------|---------------|-------------------|--------------|
| 1. | Memphis State | February 20, 1988 | .800 (8-10) |
| 2. | Duke | January 4, 2001 | .700 (7-10) |
| 3. | Jacksonville | November 27, 2999 | .692 (9-13) |
| 4. | Alabama A&M | December 31, 2009 | .692 (9-13) |
| 5. | Georgetown | March 24, 2014 | .688 (11-16) |



FLORIDA STATE BASKETBALL BY THE NUMBERS

7 Aaron Thomas led the Seminoles with seven games of 20 points or more scored including 26 against Charlotte (December 17, 2013), at Boston College (March 4, 2014) and against Georgetown in the second round of the NIT (March 24, 2014).

7 Devon Bookert finished his sophomore season tied for seventh in school history with a .799 free throw shooting percentage (115-144).

8 Florida State's players totaled eight double doubles with senior Okaro White earning the team lead with five including two in ACC play against Notre Dame (January 21, 2014) and Syracuse (March 9, 2014).

9 FSU's Okaro White was one of nine players who ranked among the ACC's top 20 for scoring (17th, 13.6 ppg AND rebounding (14th, 6.8 rpg).

9 The Seminoles' participation in the 2014 NIT marked the school-record ninth consecutive postseason appearance – all under Leonard Hamilton. FSU appeared in the NIT in six seasons under Hamilton (2004, 2006, 2007, 2008, 2013 and 2014) and made a school-record four consecutive NCAA Tournament appearances from 2009-2012. With its appearance in the 2014 NIT, Florida State has made 23 postseason appearances. The nine trips under Hamilton are the most of any coach in Florida State basketball history.

12 Florida State's four-year senior class of Ian Miller and Okaro White helped Florida State to 12 victories over nationally ranked teams during their careers (2011-14).


18 Florida State was 18-3 when it led at halftime during the 2013-14 season.

18 Aaron Thomas finished his sophomore season ranked 18th in school history with a .777 career free throw shooting percentage. He shot a career-high .808 from the free throw line during the 2013-14 season.

20 Robert Gilchrist enjoyed his best season as a Seminole in 2013-14 as he established career-high statistics in 20 different categories.

36 Florida State played a school record 36 games during the 2013-14 season. The previous record of 35 came during the 1992-93, 2006-07, 2008-09 and 2011-12 seasons.

67 Boris Bojanovsky recorded 67 blocked shots during the 2013-14 season. His total ranks as the seventh best single season total in school history and is the second best single season total by a Seminole sophomore.



2013-14 INDIVIDUAL STATISTICS

2013-14 OVERALL STATISTICS

Record: 22-14 Home: 12-5 Away: 6-6 Neutral: 4-3

| Player | G-GS | Min-Avg. | FG-FGA | Pct. | 3P-A | Pct. | FT-FTA | Pct. | Off-Def | Tot-Avg. | PF-DQ | AT | TO | BL | ST | Pts.-Avg |
|----------------|-------|------------|-----------|------|---------|-------|---------|-------|---------|-----------|--------|-----|-----|-----|-----|------------|
| Thomas, A. | 36-16 | 1,136-31.6 | 172-379 | .454 | 39-105 | .371 | 139-172 | .808 | 36-116 | 152-4.2 | 88-3 | 65 | 88 | 11 | 57 | 522-14.5 |
| Miller, I. | 33-7 | 938-28.4 | 146-325 | .449 | 65-163 | .399 | 96-110 | .873 | 11-72 | 83-2.5 | 64-1 | 92 | 96 | 1 | 24 | 453-13.7 |
| White, O. | 36-35 | 1,084-30.1 | 166-323 | .514 | 24-64 | .375 | 134-168 | .798 | 75-168 | 243-6.8 | 108-7 | 34 | 68 | 40 | 27 | 490-13.6 |
| Bookert, D. | 36-27 | 986-27.4 | 100-240 | .417 | 44-102 | .431 | 61-78 | .782 | 19-96 | 115-3.2 | 67-0 | 102 | 72 | 2 | 38 | 305-8.5 |
| Brandon, M. | 36-36 | 1,060-29.4 | 92-221 | .416 | 9-36 | .250 | 83-135 | .615 | 54-121 | 175-4.9 | 65-0 | 54 | 50 | 1 | 33 | 286-7.7 |
| Bojanovsky, B. | 36-21 | 740-20.6 | 77-131 | .588 | 0-0 | .000 | 57-84 | .679 | 59-85 | 144-4.0 | 90-1 | 19 | 40 | 67 | 15 | 211-5.9 |
| Gilchrist, R. | 36-24 | 474-13.2 | 47-104 | .452 | 3-9 | .333 | 10-26 | .385 | 27-39 | 66-1.8 | 47-5 | 8 | 30 | 20 | 11 | 107-3.0 |
| Ojo, M. | 36-12 | 428-11.9 | 35-64 | .547 | 0-0 | .000 | 20-47 | .426 | 36-72 | 108-3.0 | 72-0 | 9 | 32 | 25 | 5 | 90-2.5 |
| Smith, J. | 34-0 | 343-10.1 | 32-73 | .438 | 4-17 | .235 | 13-25 | .520 | 17-33 | 50-1.5 | 39-1 | 2 | 28 | 24 | 2 | 81-2.4 |
| Allen, B. | 14-0 | 26-1.9 | 3-5 | .600 | 2-2 | 1.000 | 2-2 | 1.000 | 2-2 | 4-0.3 | 6-0 | 0 | 3 | 0 | 1 | 10-0.7 |
| White, M. | 6-0 | 10-1.7 | 1-2 | .500 | 1-2 | .500 | 0-0 | .000 | 0-1 | 1-0.2 | 1-0 | 0 | 1 | 0 | 0 | 3-0.5 |
| Hopkins, J. | 13-0 | 25-1.9 | 2-6 | .333 | 0-2 | .000 | 2-8 | .250 | 1-2 | 3-0.2 | 3-0 | 0 | 1 | 0 | 0 | 6-0.5 |
| Team | | | | | | | | | 55-57 | 112 | | | 3 | | | |
| FSU | 36 | 7,250 | 873-1,873 | .466 | 191-502 | .380 | 617-855 | .722 | 392-864 | 1256-34.9 | 650-18 | 385 | 512 | 191 | 213 | 2,554-70.9 |
| Opponents | 36 | 7,250 | 824-2,065 | .399 | 228-694 | .329 | 516-747 | .691 | 482-734 | 1216-33.8 | 746-32 | 402 | 453 | 129 | 239 | 2,392-66.4 |

2013-14 ACC Statistics

Record: 9-9 Home: 4-5 Away: 5-4

| Player | G-GS | Min-Avg. | FG-FGA | Pct. | 3P-A | Pct. | FT-FTA | Pct. | Off-Def | Tot-Avg. | PF-DQ | AT | TO | BL | ST | Pts.-Avg |
|----------------|-------|----------|-----------|-------|---------|-------|---------|------|---------|----------|--------|-----|-----|----|-----|------------|
| Thomas, A. | 18-10 | 595-33.1 | 83-201 | .413 | 25-66 | .379 | 77-88 | .875 | 19-62 | 81-4.5 | 45-1 | 35 | 37 | 4 | 19 | 268-14.9 |
| White, O. | 18-17 | 550-30.6 | 83-160 | .519 | 9-33 | .273 | 71-92 | .772 | 35-84 | 119-6.6 | 52-4 | 12 | 29 | 18 | 15 | 246-13.7 |
| Miller, I. | 16-5 | 453-28.3 | 73-163 | .448 | 38-84 | .452 | 31-37 | .838 | 7-34 | 41-2.6 | 34-1 | 41 | 43 | 0 | 4 | 215-13.4 |
| Bookert, D. | 18-11 | 480-26.7 | 52-123 | .423 | 26-54 | .481 | 23-31 | .742 | 10-36 | 46-2.6 | 32-0 | 42 | 33 | 1 | 16 | 153-8.5 |
| Brandon, M. | 18-18 | 527-29.3 | 40-105 | .381 | 3-15 | .200 | 39-61 | .639 | 28-55 | 83-4.6 | 30-1 | 21 | 30 | 0 | 15 | 122-6.8 |
| Bojanovsky, B. | 18-9 | 407-22.6 | 31-62 | .500 | 0-0 | .000 | 33-54 | .611 | 31-48 | 79-4.4 | 47-3 | 11 | 16 | 34 | 7 | 95-5.3 |
| White, M. | 1-0 | 1-1.0 | 1-1 | 1.000 | 1-1 | 1.000 | 0-0 | .000 | 0-1 | 1-1.0 | 1-0 | 0 | 1 | 0 | 0 | 3-3.0 |
| Smith, J. | 18-0 | 187-10.4 | 17-37 | .459 | 2-10 | .200 | 4-7 | .571 | 9-18 | 27-1.5 | 18-0 | 0 | 12 | 14 | 0 | 40-2.2 |
| Gilchrist, R. | 18-12 | 194-10.8 | 13-31 | .419 | 0-0 | .000 | 7-15 | .467 | 11-15 | 26-1.4 | 20-0 | 3 | 11 | 6 | 5 | 33-1.8 |
| Ojo1.. M. | 18-8 | 197-10.9 | 12-21 | .571 | 0-0 | .000 | 7-12 | .583 | 11-15 | 26-1.4 | 35-1 | 5 | 10 | 9 | 1 | 31-1.7 |
| Allen, B. | 5-0 | 4-0.8 | 2-2 | 1.000 | 1-1 | 1.000 | 0-0 | .000 | 0-0 | 0-0.0 | 2-0 | 0 | 1 | 0 | 0 | 5-1.0 |
| Hopkins, J. | 4-0 | 5-1.3 | 0-0 | .000 | 0-0 | .000 | 0-0 | .000 | 0-1 | 1-0.3 | 0-0 | 0 | 0 | 0 | 0 | 0-0.0 |
| Team | | | | | | | | | 23-29 | 52 | | | 1 | | | |
| FSU | 18 | 3,600 | 407-906 | .449 | 105-264 | .398 | 292-397 | .736 | 184-398 | 582-32.3 | 316-11 | 170 | 224 | 86 | 82 | 1,211-67.3 |
| Opponents | 18 | 3,600 | 419-1,014 | .413 | 116-347 | .334 | 252-361 | .698 | 247-373 | 620-34.4 | 358-14 | 210 | 195 | 68 | 110 | 1,206-67.0 |

Opponent Rankings -- All Games

| Date | Ranking | Opponent | Site | W/L | Score |
|----------------|---------|----------|------|-----|------------|
| Nov. 21, 2013 | No. 10 | VCU | N | W | 85-67 |
| Nov. 22, 2013 | No. 13 | Michigan | N | L | 80-82 (OT) |
| Nov. 29, 2013 | No. 13 | Florida | A | L | 66-67 |
| Dec. 21, 2013 | No. 20 | UMass | N | W | 60-55 |
| Jan. 25, 2014 | No. 18 | Duke | A | L | 56-78 |
| March 9, 2014 | No. 7 | Syracuse | H | L | 58-74 |
| March 14, 2014 | No. 6 | Virginia | N | L | 51-64 |

Score By Halves

| All Games | 1 | 2 | OT | Total |
|---------------|-------|-------|----|-------|
| Florida State | 1,158 | 1,396 | 17 | 2,530 |
| Opponents | 1,101 | 1,273 | 18 | 2,392 |

| ACC Games | 1 | 2 | OT | Total |
|---------------|-----|-----|----|-------|
| Florida State | 526 | 685 | -- | 1,211 |
| Opponents | 563 | 643 | -- | 1,206 |



2013-14 INDIVIDUAL HIGHS

20 POINT GAMES

Aaron Thomas, 7
26 vs. Charlotte, Dec. 17, 2013; 20 vs. Note Dame, Jan. 21, 2014; 24 vs. Virginia Tech, Feb. 5, 2014; 26 at Boston College, March 4, 2014; 22 vs. FGCU, March 18, 2014; 26 vs. Georgetown, March 24, 2014; 21 vs. Louisiana Tech, March 26, 2014

Okaro White, 5
20 at NC State, Jan. 29, 2014; 22 at Pittsburgh, Feb. 23, 2014; 24 at Boston College, March 4, 2014; 20 vs. Syracuse March 9, 2014; 20 vs. Louisiana Tech, March 26, 2014

Ian Miller, 5
20 vs. Tennessee-Martin, Nov. 17, 2013; 22 vs. VCU, Nov. 21, 2013; 20 vs. Maryland, Jan. 12, 2014; 25 at Wake Forest, Feb. 15, 2014; 22 vs. North Carolina, Feb. 17, 2014

Devon Bookert, 1
21 vs. Georgetown, March 24, 2014

DOUBLE-DOUBLES

Okaro White, 5
18 points and 12 rebounds vs. Michigan, Nov. 22, 2013; 14 points and 11 rebounds vs. Charlotte, Dec. 17, 2013; 12 points and 11 reb. vs. Notre Dame, Jan. 21, 2014; 20 points and 11 reb. vs. Syracuse, March 13, 2014; 16 points and 12 rebound vs. Minnesota, April 1, 2014

Boris Bojanovsky, 1
12 points and 12 rebounds vs. Maryland, March 13, 2014

Montay Brandon, 1
14 points and 11 rebounds vs. VCU, Nov. 21, 2013

Aaron Thomas, 1
19 points and 14 rebounds at Wake Forest, Feb. 15, 2014

10 REBOUND GAMES
Okaro White, 5
12 vs. Michigan, Nov. 22, 2013; 11 vs. Charlotte, Dec. 17, 2013; 11 vs. Notre Dame, Jan. 21, 2014; 11 vs. Syracuse, March 9, 2014; 12 vs. Minnesota, April 1, 2014

Montay Brandon, 3
11 vs. VCU, Nov. 21, 2013; 12 vs. Pitt, Feb. 23, 2014; 12 vs. Georgia Tech, March 2, 2014
Boris Bojanovsky, 1
12 vs. Maryland, March 13, 2014

Aaron Thomas, 1
14 at Wake Forest, Feb. 25, 2014

GAMES AS LEADING SCORER

Aaron Thomas, 14
16 vs. Northeastern, Nov. 24, 2013; 26 vs. Charlotte, Dec. 17, 2013; 18 vs. Massachusetts, Dec. 21, 2013; 19 vs. Charleston Southern, Dec. 30, 2013; 12 at Miami, Jan. 15, 2014; 15 at Virginia, Jan. 18, 2014; 20 vs. Notre Dame, Jan. 21, 2014; 13 vs. Clemson, Feb. 1, 2014; 24 vs. Virginia Tech, Feb. 5, 2014; 17 at Maryland, Feb. 8, 2014; 26 at Boston College, March 4, 2014; 22 vs. FGCU, March 18, 2014; 26 vs. Georgetown, March 24, 2014; 21 vs. Louisiana Tech, March 26, 2014

Okaro White, 11
16 at Minnesota, Dec. 3, 2013; 17 vs. Jacksonville State, Dec. 8, 2013; 15 at Virginia, Jan. 18, 2014; 14 at Duke, Jan. 25, 2014; 20 at NC State, Jan. 29, 2014; 22 at Pittsburgh, Feb. 23, 2014; 20 vs. Syracuse, March 9, 2014; 16 vs. Minnesota, April 1, 2014

Ian Miller, 11
18 at UCF, Nov. 13, 2013; 20 vs. Tennessee-Martin, Nov. 17, 2013; 22 vs. VCU, Nov. 21, 2013; 16 at Minnesota, Dec. 3, 2013; 15 at Clemson, Jan. 9, 2014; 20 vs. Maryland, Jan. 12, 2014; 25 at Wake Forest Feb. 15, 2014; 22 vs. North Carolina, Feb. 17, 2014; 17 vs. Maryland, March 13, 2014; 16 vs. Minnesota, April 1, 2014

Devon Bookert, 2
16 vs. Jacksonville, Nov. 8, 2013; 17 vs. Miami, Feb. 10, 2014

Boris Bojanovsky, 1
14 at Florida, Nov. 29, 2013

GAMES AS LEADING REBOUNDER

Okaro White, 18
12 vs. Michigan, Nov. 22, 2013; 5 vs. Northeastern, Nov. 24, 2013; 8 at Minnesota, Dec. 3, 2013; 11 vs. Charlotte, Dec. 17, 2013; 7 vs. Virginia, Jan. 4, 2014; 8 vs. Maryland, Jan. 12, 2014; 6 at Miami, Jan. 15, 2014; 7 at Virginia, Jan. 18, 2014; 11 vs. Notre Dame, Jan. 21, 2014; 8 at Duke, Jan. 25, 2014; 7 at NC State, Jan. 29, 2014; 3 vs. Clemson, Feb. 1, 2014; 8 vs. Virginia Tech, Feb. 5, 2014; 8 at Maryland, Feb. 8, 2014; 7 vs. Miami, Feb. 10, 2014; 11 vs. Syracuse, March 9, 2014; 6 vs. Virginia, March 14, 2014; 12 vs. Minnesota, April 1, 2014

Montay Brandon, 11
9 at UCF, Nov. 13, 2013; 6 vs. Tennessee-Martin, Nov. 17, 2013; 11 vs. VCU, Nov. 21, 2013; 5 vs. Northeastern, Nov. 24, 2013; 7 at Florida, Nov. 29, 2013; 9 vs. Massachusetts, Dec. 21, 2014; 8 vs. Maryland, Jan. 12, 2014; 6 at Miami, Jan. 15, 2014; 3 vs. Clemson, Feb. 1, 2014; 12 at Pittsburgh, Feb. 23, 2014, 12 vs. Georgia Tech, March 2, 2014

Boris Bojanovsky, 5
6 vs. Tennessee-Martin, Nov. 17, 2013; 7 at NC State, Jan. 29, 2014; 3 vs. Clemson, Feb. 1, 2014; 5 vs. North Carolina, Feb. 17, 2014; 12 vs. Maryland, Feb. 8, 2014

Aaron Thomas, 5
3 vs. Clemson, Feb. 1, 2014; 14 at Wake Forest, Feb. 15, 2014; 6 at Boston College, March 4, 2014; 6 vs. Georgetown, March 24, 2014; 9 vs. Louisiana Tech, March 26, 2014

Devon Bookert, 4
5 vs. Jacksonville, Nov. 8, 2013; 7 vs. Charleston Southern, Dec. 30, 2013; 8 vs. Virginia Tech, Feb. 5, 2014; 8 vs. FGCU, March 18, 2014

Robert Gilchrist, 3
5 vs. Northeastern, Nov. 24, 2013; 7 at Clemson, Jan. 9, 2014; 3 vs. Clemson, Feb. 1, 2014

Michael Ojo, 3
6 vs. Tennessee-Martin, Nov. 17, 2013; 3 vs. Clemson, Feb. 1, 2014; 5 vs. North Carolina, Feb. 17, 2014

Ian Miller, 2
6 at Miami, Jan. 15, 2014; 3 vs. Clemson, Feb. 1, 2014

2013-14 ACC YEAR IN REVIEW

2013-14 ACC STANDINGS

| STANDINGS | CONFERENCE | | | | | OVERALL | | | | | | | |
|----------------------|------------|----------|-------------|------------|------------|-----------|-----------|-------------|-------------|------------|------------|------------|--|
| | W | L | Pct | Home | Road | W | L | Pct | Home | Road | Neutral | Ranked | |
| Virginia | 16 | 2 | .889 | 9-0 | 7-2 | 30 | 7 | .811 | 15-2 | 7-4 | 8-1 | 3-4 | |
| Syracuse | 14 | 4 | .778 | 7-2 | 7-2 | 28 | 6 | .824 | 16-2 | 8-2 | 4-2 | 6-1 | |
| Duke | 13 | 5 | .722 | 9-0 | 4-5 | 26 | 9 | .743 | 17-0 | 4-5 | 5-4 | 4-4 | |
| North Carolina | 13 | 5 | .722 | 8-1 | 5-4 | 24 | 10 | .706 | 15-3 | 6-5 | 3-2 | 5-3 | |
| Pittsburgh | 11 | 7 | .611 | 4-5 | 7-2 | 26 | 10 | .722 | 13-5 | 7-2 | 6-3 | 1-5 | |
| Clemson | 10 | 8 | .556 | 6-3 | 4-5 | 23 | 13 | .639 | 16-3 | 4-7 | 3-3 | 1-2 | |
| Florida State | 9 | 9 | .500 | 4-5 | 5-4 | 22 | 14 | .611 | 12-5 | 6-6 | 4-3 | 2-5 | |
| NC State | 9 | 9 | .500 | 5-4 | 4-5 | 22 | 14 | .611 | 13-6 | 6-6 | 3-2 | 1-6 | |
| Maryland | 9 | 9 | .500 | 7-2 | 2-7 | 17 | 15 | .531 | 12-4 | 2-8 | 3-3 | 1-5 | |
| Miami | 7 | 11 | .389 | 3-6 | 4-5 | 17 | 16 | .515 | 8-8 | 7-6 | 2-2 | 0-4 | |
| Georgia Tech | 6 | 12 | .333 | 3-6 | 3-6 | 16 | 17 | .485 | 10-7 | 5-7 | 1-3 | 1-4 | |
| Wake Forest | 6 | 12 | .333 | 5-4 | 1-8 | 17 | 16 | .515 | 14-4 | 1-9 | 2-3 | 2-3 | |
| Notre Dame | 6 | 12 | .333 | 5-4 | 1-8 | 15 | 17 | .469 | 13-6 | 1-9 | 1-2 | 1-4 | |
| Boston College | 4 | 14 | .222 | 1-8 | 3-6 | 8 | 24 | .250 | 4-9 | 3-11 | 1-4 | 1-4 | |
| Virginia Tech | 2 | 16 | .111 | 1-8 | 1-8 | 9 | 22 | .290 | 8-10 | 1-8 | 0-4 | 0-6 | |

2014 ACSMA All-ACC

First Team
Jabari Parker Duke
T.J. Warren NC State
Marcus Paige North Carolina
C.J. Fair Syracuse
K.J. McDaniels Clemson

Second Team
Malcolm Brogdon Virginia
Lamar Patterson Pitt
Tyler Ennis Syracuse
Rodney Hood Duke
James Michael McAdoo North Carolina

Third Team
Olivier Hanlan Boston College
Joe Harris Virginia
Rion Brown Miami
Dez Wells Maryland
Daniel Miller Georgia Tech

Honorable Mention
Aaron Thomas Florida State
Eric Atkins Notre Dame
Talib Zanna Pitt
Akil Mitchell Virginia
Jerami Grant Syracuse
Ryan Anderson Boston College

ACSMA All-Freshman Team

Tyler Ennis Syracuse
Jabari Parker Duke
London Perrantes Virginia
Kennedy Meeks North Carolina
Devin Wilson Virginia Tech

ACSMA All-Defensive Team
K.J. McDaniels Clemson
Daniel Miller Georgia Tech
Akil Mitchell Virginia
Tyler Ennis Syracuse
J.P. Tokoto North Carolina

ACSMA Player of the Year
T.J. Warren NC State

ACSMA Defensive Player of the Year
K.J. McDaniels Clemson

ACSMA Sixth Man of the Year
Justin Anderson Virginia

ACSMA Most Improved
Marcus Paige North Carolina

ACSMA Coach of the Year
Tony Bennett Virginia

2014 Coaches All-ACC

First Team
Jabari Parker Duke
T.J. Warren NC State
Marcus Paige North Carolina
C.J. Fair Syracuse
Malcolm Brogdon Virginia

Second Team
Tyler Ennis Syracuse
Lamar Patterson Pitt
Rodney Hood Duke
K.J. McDaniels Clemson
Joe Harris Virginia

Third Team
James Michael McAdoo North Carolina
Olivier Hanlan Boston College
Dez Wells Maryland
Eric Atkins Notre Dame
Rion Brown Miami

Honorable Mention
Ian Miller Florida State
Akil Mitchell Virginia
Jerami Grant Syracuse
Pat Connaughton Notre Dame
Talib Zanna Pitt

Coaches All-Freshman Team

Jabari Parker Duke
Tyler Ennis Syracuse
London Perrantes Virginia
Kennedy Meeks North Carolina
Devin Wilson Virginia Tech

Coaches All-Defensive Team
Okaro White Florida State
K.J. McDaniels Clemson
Daniel Miller Georgia Tech
Akil Mitchell Virginia
J.P. Tokoto North Carolina

Coaches Player of the Year
T.J. Warren NC State

Coaches Defensive Player of the Year
K.J. McDaniels Clemson

Coaches Sixth Man of the Year
Ian Miller Florida State

Coaches Most Improved
Marcus Paige North Carolina

Coaches Coach of the Year
Tony Bennett Virginia



RECORDS



FLORIDA STATE[®]

RECORDS & LEADERS

ALL-TIME INDIVIDUAL RECORDS

Most Points

Game: 46, Ron King vs. Georgia Southern, Feb. 11, 1971
 Season: 751, Toney Douglas, 2008-09
 Career: 2,130, Bob Sura, 1991-95

Most Field Goals

Game: 21, Ron King vs. Georgia Southern, Feb. 11, 1971
 Season: 262, Ron King, 1970-71
 Career: 731, Bob Sura, 1991-95

Most Field Goal Attempts

Game: 37, Ham Wernke vs. Tampa, Feb. 14, 1953
 Season: 558, Ron King, 1971-72
 Career: 1,626, Bob Sura, 1991-95

Best Field Goal Percentage

Game: 1.000 (10-10), Tat Hunter vs. Tampa, Nov. 23, 1985;
 (10-10), Douglas Edwards vs. UNC Asheville, Jan. 2, 1992
 Season: .691 (237-343), Murray Brown, 1978-79
 Career: .668 (566-847), Murray Brown, 1976-80

Most 3-Point Field Goals Made

Game: 10, George McCloud vs. La Salle, Feb. 23, 1989
 Season: 115, George McCloud, 1988-89
 Career: 255, James Collins, 1993-97

Most 3-Point Field Goals Attempted

Game: 17, George McCloud vs. La Salle, Feb. 23, 1989
 Season: 270, Tim Pickett, 2003-04
 Career: 686, James Collins, 1993-97

Best 3-Point Field Goal Percentage

Game: 1.000 (7-7), Sam Cassell vs. Tulane, March 20, 1993;
 (7-7), James Collins vs. South Florida, Nov. 29, 1994
 Season: .460 (46-100), Tharon Mayes, 1987-88
 Career: .466 (76-163), Devon Bookert, 2013-14

Most Free Throws

Game: 22, Jim Oler at Rollins, Jan. 31, 1955;
 Jim Oler vs. Morningside, Dec. 16, 1955
 Season: 310, Jim Oler, 1955-56
 Career: 761, Jim Oler, 1952-56

Most Free Throw Attempts

Game: 30, Jim Oler vs. Morningside, Dec. 16, 1955
 Season: 380, Jim Oler, 1955-56
 Career: 975, Jim Oler, 1952-56

Best Free Throw Percentage

Game: 1.000 (16-16), Bob Sura vs. South Florida, Nov. 29, 1994
 Season: .895 (51-57), Ken Macklin, 1969-70
 Career: .817 (161-197), Granville Arnold, 1983-85

Most Rebounds

Game: 32, Rick Benson vs. Florida Southern, Jan. 7, 1955
 Season: 456, Dave Cowens, 1967-68
 Career: 1,340, Dave Cowens, 1967-70

Most Assists

Game: 16, Otto Petty vs. South Alabama, Feb. 19, 1972;
 Tony William vs. Jacksonville, Feb. 12, 1983
 Season: 227, Otto Petty, 1970-71
 Career: 688, Delvon Arrington, 1999-02

Most Steals

Game: 9, Tony William vs. Memphis State, Feb. 26, 1983; Charlie Ward vs. South Carolina, March 2, 1991;
 Bob Sura vs. Georgia Tech, March 2, 1995
 Season: 97, Sam Cassell, 1992-93
 Career: 238, Charlie Ward, 1990-94

Most Blocked Shots

Game: 7, Andre Reid vs. Bethune-Cookman, Dec. 5, 1993;
 Corey Louis vs. Maryland, Jan. 10, 1995
 Season: 111, Rodney Dobard, 1992-93
 Career: 240, Rodney Dobard, 1989-93

Best Scoring Average

Season: 29.7, Jim Oler, 1955-56
 Career: 23.2, Mitchell Wiggins, 1981-83

Best Rebounding Average

Season: 17.5, Dave Cowens, 1968-69
 Career: 17.2, Dave Cowens, 1967-70

SCORING LEADERS

GAME

| | Name | Date | Points |
|-----|---------------------------------------|---------------|--------|
| 1. | Ron King vs. Georgia Southern | Feb. 11, 1971 | 46 |
| 2. | Al Thornton vs. Miami | March 3, 2007 | 45 |
| 3. | Hugh Durham vs. Stetson | Jan. 19, 1957 | 43 |
| | Dave Fedor vs. Miami | Feb. 27, 1960 | 43 |
| 5. | Jim Oler vs. Morningside | Dec. 16, 1955 | 42 |
| | Murray Brown at Auburn | Dec. 4, 1978 | 42 |
| 7. | Jim Oler vs. Georgia Teachers College | Jan. 14, 1956 | 41 |
| 8. | Pee Wee Barber vs. Miami | Feb. 26, 1987 | 40 |
| 9. | Ham Wernke vs. Tampa | Jan. 12, 1953 | 38 |
| | Jim Oler vs. Troy State | Feb. 6, 1956 | 38 |
| | Dave Fedor at Tampa | Feb. 26, 1962 | 38 |
| | David Thompson vs. South Alabama | Jan. 22, 1977 | 38 |
| | Tharon Mayes vs. Rhode Island | Dec. 29, 1989 | 38 |
| 14. | Dave Fedor vs. Rollins | Feb. 11, 1960 | 37 |
| | Mitchell Wiggins vs. Florida | Jan. 11, 1982 | 37 |
| | Mitchell Wiggins vs. South Carolina | Feb. 22, 1982 | 37 |
| | Mitchell Wiggins vs. Memphis State | Feb. 26, 1983 | 37 |
| | Ron Hale vs. Wake Forest | Jan. 4, 2000 | 37 |
| 19. | Hugh Durham at Georgia | Jan. 19, 1959 | 36 |
| | Mitchell Wiggins at San Diego State | Dec. 29, 1982 | 36 |
| | George McCloud at La Salle | Feb. 23, 1989 | 36 |
| 22. | Ham Wernke vs. Montana State | March 7, 1955 | 35 |
| | Vernell Ellzy vs. Biscayne | Dec. 3, 1970 | 35 |
| | Reggie Royals vs. UC-Irvine | Jan. 30, 1971 | 35 |
| | Benny Clyde at Oklahoma City | Dec. 30, 1972 | 35 |
| | Larry Warren vs. Texas A&M | Jan. 4, 1974 | 35 |
| | Alton Lee Gipson at Virginia Tech | March 3, 1984 | 35 |
| | Pee Wee Barber vs. Memphis State | Feb. 11, 1987 | 35 |
| | George McCloud at Jacksonville | Jan. 11, 1989 | 35 |
| | Bob Sura at Duke | Jan. 22, 1994 | 35 |

SEASON AVERAGE

| | Name | Year | Avg. |
|-----|------------------|---------|------|
| 1. | Jim Oler | 1955-56 | 29.7 |
| 2. | Mitchell Wiggins | 1981-82 | 23.8 |
| 3. | Tharon Mayes | 1989-90 | 23.3 |
| 4. | George McCloud | 1988-89 | 22.8 |
| 5. | Ron King | 1970-71 | 22.7 |
| | Mitchell Wiggins | 1982-83 | 22.7 |
| 7. | Hugh Durham | 1958-59 | 21.9 |
| 8. | Toney Douglas | 2008-09 | 21.9 |
| 9. | Murray Brown | 1978-79 | 21.7 |
| 10. | Ham Wernke | 1952-53 | 21.3 |
| 11. | Dave Fedor | 1959-60 | 21.2 |
| | Bob Sura | 1993-94 | 21.2 |
| 13. | Jim Oler | 1954-55 | 21.1 |
| 14. | Tony Dawson | 1988-89 | 21.0 |
| 15. | Dave Fedor | 1961-62 | 20.4 |
| 16. | Dave Cowens | 1968-69 | 20.3 |
| | Mickey Dillard | 1979-80 | 20.3 |



FLORIDA STATE®

SCORING LEADERS

SCORING LEADERS

CAREER AVERAGE

| | Name | Years | Games-Points | Avg. |
|-----|------------------|---------|--------------|------|
| 1. | Mitchell Wiggins | 1981-83 | 46-1067 | 23.2 |
| 2. | Dave Fedor | 1959-62 | 72-1456 | 20.2 |
| 3. | Jim Oler | 1952-56 | 91-1817 | 20.0 |
| 4. | Ron King | 1970-73 | 64-1252 | 19.6 |
| | Alton Lee Gipson | 1983-85 | 61-1194 | 19.6 |
| 6. | Tony Dawson | 1987-89 | 60-1161 | 19.4 |
| 7. | Ham Wernke | 1951-55 | 73-1404 | 19.2 |
| 8. | Dave Cowens | 1967-70 | 78-1479 | 19.0 |
| 9. | Hugh Durham | 1956-59 | 73-1381 | 18.9 |
| | Don Bates | 1959-00 | 23-434 | 18.9 |
| 11. | Sam Cassell | 1991-93 | 66-1211 | 18.3 |
| 12. | Pee Wee Barber | 1986-87 | 59-1062 | 18.0 |
| 13. | Bob Sura | 1991-95 | 119-2130 | 17.9 |
| 14. | Doug Edwards | 1990-93 | 93-1604 | 17.2 |
| 15. | Reggie Royals | 1970-73 | 84-1402 | 16.7 |
| | Tim Pickett | 2002-04 | 62-1038 | 16.7 |
| 17. | Toney Douglas | 2007-09 | 99-1655 | 16.7 |
| 18. | Larry Warren | 1972-75 | 51-840 | 16.5 |
| 19. | Tharon Mayes | 1987-90 | 77-1260 | 16.4 |
| 20. | James Collins | 1993-97 | 112-1793 | 16.0 |

500-POINT CLUB (ONE SEASON)

| | Name | Year | Pts. |
|-----|---------------------|----------------|------------|
| 1. | Toney Douglas | 2008-09 | 751 |
| 2. | Jim Oler | 1955-56 | 742 |
| 3. | Al Thornton | 2006-07 | 690 |
| 4. | George McCloud | 1988-89 | 683 |
| 5. | Bob Sura | 1992-93 | 675 |
| 6. | Sam Cassell | 1992-93 | 641 |
| 7. | Mickey Dillard | 1979-80 | 635 |
| 8. | Murray Brown | 1978-79 | 629 |
| 9. | Tony Dawson | 1988-89 | 627 |
| 10. | Alton Lee Gipson | 1983-84 | 626 |
| 11. | Ron King | 1970-71 | 589 |
| 12. | Murray Brown | 1979-80 | 579 |
| 13. | Pee Wee Barber | 1986-87 | 576 |
| 14. | Ron King | 1971-72 | 573 |
| | Bob Sura | 1993-94 | 573 |
| 16. | Sam Cassell | 1991-92 | 570 |
| 17. | Alton Lee Gipson | 1984-85 | 568 |
| | Doug Edwards | 1992-93 | 568 |
| 19. | Tharon Mayes | 1989-90 | 559 |
| 20. | Jim Oler | 1954-55 | 549 |
| 21. | Harry Davis | 1977-78 | 546 |
| | George McCloud | 1987-88 | 546 |
| 23. | Mitchell Wiggins | 1982-83 | 544 |
| 24. | Tim Pickett | 2003-04 | 543 |
| 25. | Tony Dawson | 1987-88 | 534 |
| 26. | Dave Fedor | 1959-60 | 530 |
| 27. | Doug Edwards | 1990-91 | 524 |
| | Toney Douglas | 2007-08 | 524 |
| 29. | Mitchell Wiggins | 1981-82 | 523 |
| 30. | Aaron Thomas | 2013-14 | 522 |
| 31. | Irving Thomas | 1989-90 | 519 |
| 32. | Mickey Dillard | 1980-81 | 515 |
| 33. | James Collins | 1996-97 | 514 |
| 34. | Ham Wernke | 1954-55 | 512 |
| | Doug Edwards | 1991-92 | 512 |
| 36. | Hugh Durham | 1956-57 | 509 |
| 37. | Dave Cowens | 1967-68 | 508 |
| | Dave Cowens | 1968-69 | 508 |
| 39. | Hugh Durham | 1958-59 | 504 |
| 40. | Bob Sura | 1994-95 | 502 |
| 41. | Reggie Royals | 1971-72 | 501 |
| 42. | David Thompson | 1976-77 | 500 |

1,000-POINT CLUB (CAREER)

| | Name | Years | Games | FG | FT | Pts. | Avg. |
|-----|------------------|---------|-------|-----|-----|------|------|
| 1. | Bob Sura | 1991-95 | 119 | 731 | 454 | 2130 | 17.9 |
| 2. | Jim Oler | 1952-56 | 91 | 528 | 761 | 1817 | 20.0 |
| 3. | James Collins | 1993-97 | 112 | 645 | 267 | 1793 | 16.0 |
| 4. | Mickey Dillard | 1976-81 | 115 | 643 | 448 | 1734 | 15.1 |
| 5. | Toney Douglas | 2007-09 | 99 | 560 | 357 | 1655 | 16.7 |
| 6. | Doug Edwards | 1990-93 | 93 | 621 | 332 | 1604 | 17.2 |
| 7. | George McCloud | 1985-89 | 117 | 529 | 315 | 1574 | 13.5 |
| 8. | Michael Snaer | 2010-13 | 134 | 529 | 306 | 1560 | 11.6 |
| 9. | Al Thornton | 2003-07 | 124 | 546 | 366 | 1521 | 12.3 |
| 10. | Harry Davis | 1974-78 | 108 | 640 | 234 | 1514 | 14.0 |
| 11. | Dave Cowens | 1967-70 | 78 | 582 | 315 | 1479 | 18.9 |
| 12. | Murray Brown | 1976-80 | 106 | 566 | 338 | 1470 | 13.9 |
| 13. | Dave Fedor | 1959-62 | 72 | 585 | 286 | 1456 | 20.2 |
| 14. | Randy Allen | 1983-87 | 115 | 592 | 254 | 1438 | 12.5 |
| 15. | Ham Wernke | 1951-55 | 73 | 505 | 396 | 1404 | 19.2 |
| 16. | Reggie Royals | 1970-73 | 84 | 580 | 242 | 1402 | 16.7 |
| | Okaro White | 2011-14 | 139 | 466 | 401 | 1402 | 10.1 |
| 18. | Hugh Durham | 1956-59 | 73 | 470 | 441 | 1381 | 18.9 |
| 19. | Chuck Graham | 1989-94 | 118 | 503 | 216 | 1337 | 11.3 |
| 20. | Jason Rich | 2005-08 | 129 | 510 | 236 | 1315 | 10.2 |
| 21. | David Thompson | 1975-78 | 83 | 571 | 147 | 1289 | 15.5 |
| 22. | Tharon Mayes | 1987-90 | 77 | 466 | 200 | 1260 | 16.4 |
| 23. | Ron King | 1970-73 | 64 | 542 | 168 | 1252 | 19.6 |
| 24. | Ron Hale | 1996-00 | 120 | 423 | 279 | 1236 | 10.3 |
| 25. | Sam Cassell | 1991-93 | 66 | 440 | 223 | 1211 | 18.3 |
| 26. | Alton Lee Gipson | 1983-85 | 61 | 496 | 202 | 1194 | 19.6 |
| 27. | Delvon Arrington | 1998-02 | 118 | 413 | 227 | 1173 | 9.9 |
| 28. | Jeff Hogan | 1966-69 | 79 | 466 | 232 | 1164 | 14.7 |
| 29. | Tony Dawson | 1987-89 | 60 | 453 | 229 | 1161 | 19.4 |
| 30. | Gary Schull | 1963-66 | 76 | 408 | 326 | 1142 | 15.0 |
| 31. | Corey Louis | 1994-98 | 107 | 447 | 232 | 1127 | 10.5 |
| 32. | Lawrence McCray | 1971-74 | 84 | 492 | 127 | 1111 | 13.2 |
| 33. | Larry Warren | 1973-76 | 78 | 473 | 162 | 1108 | 14.2 |
| 34. | Michael Polite | 1987-91 | 99 | 381 | 297 | 1070 | 10.8 |
| 35. | Mitchell Wiggins | 1981-83 | 46 | 439 | 189 | 1067 | 23.2 |
| 36. | Pee Wee Barber | 1985-87 | 59 | 395 | 200 | 1062 | 18.0 |
| 37. | Rodney Dobard | 1989-93 | 122 | 456 | 146 | 1058 | 8.7 |
| 38. | Isaiah Swann | 2004-08 | 120 | 369 | 143 | 1053 | 8.8 |
| 39. | Tim Pickett | 2002-04 | 62 | 352 | 140 | 1038 | 16.7 |
| 40. | LaMarr Greer | 1994-98 | 117 | 364 | 171 | 1022 | 8.7 |
| 41. | Tom McLaughlin | 1948-52 | 92 | 409 | 201 | 1019 | 11.1 |
| 42. | Wayne Smalls | 1973-77 | 104 | 457 | 102 | 1016 | 9.8 |
| 43. | Ray Swain | 1959-62 | 72 | 403 | 194 | 1000 | 13.9 |



Bob Sura is Florida State's all-time leading scorer with 2,130 career points and is the only player in school history to score more than 2,000 career points.



FLORIDA STATE[®]

1,000 POINT SCORERS



9

AL THORNTON
FORWARD | 6-8 | 232 | PERRY, GA

1,521 PTS.

Earning All-America Third Team honors by the Associated Press in 2006-07, Al Thornton was also an All-ACC First Team selection and voted as the ACC Player of the Year runner-up. He enjoyed one of the top senior years in school and ACC history during the 2006-07 season. The second player in school history to earn mention on the first, second or third team All-America teams by the Associated Press and the first Seminole since the 1989 season to earn All-America honors of third team or better, Thornton was a unanimous selection to the All-ACC First Team—only the third Seminole (Bob Sura in 1993-94 and Tim Pickett in 2003-04) to receive such an honor. Thornton was also a finalist for the Wooden, Naismith and Rupp Awards as the nation's best collegiate player his senior season.

| Year | G | FG-FGA | PCT | FT-FTA | PCT | RB-AVG | PTS-AVG |
|---------------|------------|------------------|-------------|----------------|-------------|----------------|-------------------|
| 2003-04 | 30 | 30-58 | .517 | 21-42 | .500 | 54-1.8 | 84-2.8 |
| 2004-05 | 29 | 101-186 | .543 | 57-106 | .538 | 128-4.4 | 263-9.1 |
| 2005-06 | 30 | 171-330 | .518 | 122-164 | .744 | 208-6.9 | 484-16.1 |
| 2006-07 | 35 | 244-460 | .530 | 166-210 | .790 | 251-7.2 | 690-19.7 |
| Totals | 124 | 546-1,034 | .528 | 366-522 | .701 | 641-5.2 | 1,521-12.3 |



13

DAVE FEDOR
FORWARD | 6-6 | 192 | ZEPHYRHILLS, FL

1,456 PTS.

A left-hander known for his ability to do almost anything on the court with either hand, Dave Fedor led the Seminoles as co-captain in both his junior and senior seasons. Fedor's hard work and consistency were evidenced by his streak of 49 consecutive games scoring in double figures. He became the first FSU player ever picked in the NBA Draft when he was selected by Philadelphia in 1962. His jersey was honored at Florida State in 2012.

| Year | G | FG-FGA | PCT | FT-FTA | PCT | RB-AVG | PTS-AVG |
|---------------|-----------|------------------|-------------|----------------|-------------|-----------------|-------------------|
| 1959-60 | 25 | 214-453 | .472 | 102-131 | .779 | 400-16.0 | 530-21.2 |
| 1960-61 | 24 | 185-365 | .507 | 86-107 | .804 | 336-14.0 | 456-19.0 |
| 1961-62 | 23 | 186-356 | .522 | 98-125 | .784 | 233-10.1 | 470-20.4 |
| Totals | 72 | 585-1,174 | .498 | 286-363 | .788 | 969-13.5 | 1,456-20.2 |



10

HARRY DAVIS
FORWARD/CENTER | 6-7 | 220 | CLEVELAND, OH

1,514 PTS.

Gathering the most mileage of possibly any other Seminole, Harry Davis played in several international competitions including a stop in Moscow, Russia. Davis won Seminole MVP honors as a sophomore and senior. Davis returned to his hometown to play professional ball with the Cleveland Cavaliers.

| Year | G | FG-FGA | PCT | FT-FTA | PCT | RB-AVG | PTS-AVG |
|---------------|------------|------------------|-------------|----------------|-------------|----------------|-------------------|
| 1974-75 | 26 | 104-185 | .562 | 27-41 | .672 | 147-5.7 | 235-9.0 |
| 1975-76 | 27 | 143-224 | .638 | 45-71 | .634 | 167-6.2 | 331-12.3 |
| 1976-77 | 27 | 176-310 | .567 | 50-92 | .543 | 212-7.8 | 402-14.8 |
| 1977-78 | 28 | 217-376 | .577 | 112-178 | .629 | 208-7.4 | 546-19.5 |
| Totals | 108 | 640-1,095 | .584 | 234-382 | .613 | 734-6.8 | 1,514-14.0 |



14

RANDY ALLEN
FORWARD | 6-7 | 222 | MILTON, FL

1,438 PTS.

Milton, FL, native Randy Allen was one of the most dependable players in FSU history. Allen averaged at least 12.0 points and 6.0 rebounds per game his last three years. He was twice named All-Metro and is also a member of Florida State's 500-Board Club.

| Year | G | FG-FGA | PCT | FT-FTA | PCT | RB-AVG | PTS-AVG |
|---------------|------------|------------------|-------------|----------------|-------------|----------------|-------------------|
| 1983-84 | 30 | 109-211 | .517 | 37-73 | .507 | 148-4.9 | 255-8.5 |
| 1984-85 | 28 | 187-352 | .531 | 62-101 | .614 | 190-6.8 | 436-15.6 |
| 1985-86 | 27 | 152-330 | .461 | 67-112 | .598 | 163-6.2 | 371-13.7 |
| 1986-87 | 30 | 144-312 | .462 | 88-127 | .693 | 235-7.8 | 376-12.5 |
| Totals | 115 | 592-1,205 | .491 | 254-413 | .615 | 736-6.4 | 1,438-12.5 |



11

DAVE COWENS
CENTER | 6-9 | 220 | NEWPORT, KY

1,479 PTS.

Honored as one of the 50 greatest players in NBA history, Dave Cowens is arguably the single greatest player in Florida State history. While at FSU, he averaged 18.9 points and 17.2 rebounds per game while shooting 52 percent from the field. Cowens also owns most Seminole rebounding records including rebounds in a season (456) and career rebounds (1,340). His talent caught the eye of the Boston Celtics who selected him fourth overall in the 1970 NBA Draft. During his rookie season with the Celtics he averaged 17 points and 15 rebounds per game and won NBA Rookie of the Year honors. In 1973 he took home both the All-Star MVP and League MVP trophies. Cowens' intensity and desire earned him seven all-star appearances and two championship rings with the Celtics in 1974 and 1976 and in 1991 an induction into the Basketball Hall of Fame.

| Year | G | FG-FGA | PCT | FT-FTA | PCT | RB-AVG | PTS-AVG |
|---------------|-----------|------------------|-------------|----------------|-------------|-------------------|-------------------|
| 1967-68 | 27 | 206-383 | .538 | 96-131 | .733 | 456-17.0 | 508-18.8 |
| 1968-69 | 25 | 202-384 | .526 | 104-164 | .634 | 437-17.5 | 508-20.3 |
| 1969-70 | 26 | 174-355 | .490 | 115-169 | .676 | 447-17.2 | 463-17.8 |
| Totals | 78 | 582-1,122 | .520 | 315-464 | .679 | 1,340-17.2 | 1,479-18.9 |



15

HAM WERNKE
GUARD | 6-0 | 170 | BATESVILLE, IN

1,404 PTS.

Ham Wernke was one of the best perimeter shooters in the early days of the FSU program. He averaged in double figures in each of his four seasons and at least 18 points in his last three.

| Year | G | FG-FGA | PCT | FT-FTA | PCT | RB-AVG | PTS-AVG |
|---------------|-----------|------------------|-------------|----------------|-------------|---------|-------------------|
| 1951-52 | 5 | 20-71 | .282 | 17-23 | .739 | 55-11.0 | 57-11.4 |
| 1952-53 | 22 | 167-422 | .396 | 134-193 | .694 | — | 468-21.3 |
| 1953-54 | 20 | 128-354 | .362 | 113-148 | .746 | — | 369-18.5 |
| 1954-55 | 26 | 190-461 | .412 | 132-169 | .781 | 130-5.0 | 512-19.7 |
| Totals | 73 | 505-1,308 | .385 | 396-533 | .743 | — | 1,404-19.2 |



12

MURRAY BROWN
FORWARD | 6-8 | 205 | TAMPA, FL

1,470 PTS.

Known as "Mule" by his coaches for his hard work and determination, Murray Brown led the nation in field goal shooting percentage in the 1978-79 season with a .691 percentage. Brown also holds the distinction as FSU's most accurate shooter ever with a .668 career percentage. This All-Metro Conference performer was selected by the Cleveland Cavaliers in the 1980 NBA Draft.

| Year | G | FG-FGA | PCT | FT-FTA | PCT | RB-AVG | PTS-AVG |
|---------------|------------|----------------|-------------|----------------|-------------|----------------|-------------------|
| 1976-77 | 18 | 38-50 | .760 | 18-28 | .642 | 48-2.7 | 94-5.2 |
| 1977-78 | 28 | 61-98 | .622 | 46-65 | .707 | 111-3.9 | 168-6.0 |
| 1978-79 | 29 | 237-343 | .691 | 155-218 | .711 | 242-8.3 | 629-21.7 |
| 1979-80 | 31 | 230-356 | .646 | 119-172 | .691 | 238-7.6 | 579-18.7 |
| Totals | 106 | 566-847 | .668 | 338-483 | .700 | 639-6.1 | 1,470-13.9 |



16

REGGIE ROYALS
FORWARD | 6-10 | 200 | WHITEVILLE, NC

1,402 PTS.

Helping lead the charge for a national title in 1972, Reggie Royals was an exceptional outside shooter for a player of his size. Nicknamed the "Tree" by his teammates, Royals grabbed over 300 rebounds in three consecutive seasons. He is FSU's second leading career rebounder, behind Dave Cowens, with 1,006. Royals took his talents to Philadelphia as one of their 1973 draft selections.

| Year | G | FG-FGA | PCT | FT-FTA | PCT | RB-AVG | PTS-AVG |
|---------------|-----------|------------------|-------------|----------------|-------------|-------------------|-------------------|
| 1970-71 | 26 | 191-384 | .497 | 89-122 | .730 | 390-15.0 | 471-18.1 |
| 1971-72 | 32 | 196-415 | .472 | 109-159 | .686 | 351-11.0 | 501-15.7 |
| 1972-73 | 26 | 193-382 | .510 | 44-68 | .647 | 265-10.2 | 430-16.5 |
| Totals | 84 | 580-1,181 | .491 | 242-349 | .693 | 1,006-12.0 | 1,402-16.7 |



1,000 POINT SCORERS



T16

OKARO WHITE

1,402 PTS.

Forward | 6-8 | 204 | CLEARWATER, FL

One of the most athletically gifted players to play at Florida State. Finished his career ranked among the Seminoles' top 25 career leaders in scoring (1,402 career points, tied for 16th), rebounding (704, 14th), blocked shots (107, 10th), free throws made (401, fifth), free throws attempted (502, seventh), free throw percentage (.799, tied for seventh), field goals made (466, tied for 25th), games played (139, first) and games started (94, 10th).

| Year | G | FG-FGA | PCT | FT-FTA | PCT | RB-AVG | PTS-AVG |
|---------------|------------|----------------|-------------|----------------|-------------|----------------|-------------------|
| 2010-11 | 34 | 71-160 | .444 | 72-87 | .828 | 107-3.1 | 223-6.6 |
| 2011-12 | 35 | 91-191 | .476 | 76-101 | .752 | 153-4.4 | 269-7.7 |
| 2012-13 | 34 | 138-270 | .511 | 119-146 | .815 | 201-5.9 | 420-12.4 |
| 2013-14 | 36 | 166-323 | .514 | 134-168 | .798 | 243-6.8 | 490-13.6 |
| Totals | 139 | 466-944 | .494 | 401-502 | .799 | 704-5.1 | 1,402-10.1 |



21

DAVID THOMPSON

1,289 PTS.

FORWARD | 6-8 | 195 | BOSTON, MA

After transferring from Lake City Junior College, David Thompson made an immediate impact for the Seminoles, making the All-Tournament team in the IPTAY, Cable Car and Vermont Classics in 1976-77. His trademark fall-away jump shot helped him score 1,289 points in his FSU career. Thompson was drafted by Buffalo in 1978.

| Year | G | FG-FGA | PCT | FT-FTA | PCT | RB-AVG | PTS-AVG |
|---------------|-----------|------------------|-------------|----------------|-------------|----------------|-------------------|
| 1975-76 | 27 | 166-356 | .466 | 58-78 | .744 | 203-7.5 | 390-14.4 |
| 1976-77 | 27 | 230-495 | .464 | 40-69 | .579 | 205-7.5 | 500-18.5 |
| 1977-78 | 29 | 175-362 | .483 | 49-69 | .710 | 211-7.2 | 399-13.7 |
| Totals | 83 | 571-1,213 | .471 | 147-216 | .681 | 620-7.5 | 1,289-15.5 |



18

HUGH DURHAM

1,381 PTS.

GUARD | 5-11 | 160 | LOUISVILLE, KY

After leading the Seminoles as a player in the '50s, Hugh Durham returned to lead the Seminoles as their head coach in the '60s and '70s. As a player, Durham ranks third in points scored in a single game (43) and also scored more than 500 points in two seasons. Perhaps most notable was Durham's coaching career at FSU when he led the Seminoles to three NCAA Tournament appearances including a national championship game appearance in 1972. His career winning percentage as the Seminoles head coach was .708 which still ranks among the best in the nation.

| Year | G | FG-FGA | PCT | FT-FTA | PCT | RB-AVG | PTS-AVG |
|---------------|-----------|------------------|-------------|----------------|-------------|----------------|-------------------|
| 1956-57 | 26 | 177-438 | .404 | 155-213 | .728 | 116-4.5 | 509-19.6 |
| 1957-58 | 24 | 122-377 | .324 | 124-155 | .800 | 93-3.9 | 368-13.3 |
| 1958-59 | 23 | 171-415 | .412 | 162-201 | .806 | 86-3.7 | 504-21.9 |
| Totals | 73 | 470-1,230 | .382 | 441-569 | .775 | 295-4.0 | 1,381-18.9 |



22

THARON MAYES

1,260 PTS.

GUARD | 6-3 | 175 | NEW HAVEN, CT

A defensive terror because of his lightning-quick hands, Tharon Mayes had 132 steals in his career with Florida State. In the 1989-90 season, Mayes averaged 23.3 points, which is the third-best season scoring average in the FSU record book. Mayes is currently playing professional basketball in Europe.

| Year | G | FG-FGA | PCT | FT-FTA | PCT | RB-AVG | PTS-AVG |
|---------------|-----------|----------------|-------------|----------------|-------------|----------------|-------------------|
| 1987-88 | 30 | 142-299 | .475 | 66-90 | .733 | 83-2.8 | 396-13.2 |
| 1988-89 | 23 | 126-229 | .550 | 29-39 | .744 | 53-2.3 | 305-13.3 |
| 1989-90 | 24 | 198-414 | .478 | 105-126 | .833 | 81-3.4 | 559-23.3 |
| Totals | 77 | 466-942 | .495 | 200-255 | .784 | 217-2.8 | 1,260-16.4 |



19

CHUCK GRAHAM

1,337 PTS.

GUARD | 5-11 | 160 | LOUISVILLE, KY

With an explosive vertical leap of 41 inches, Chuck Graham was one of the most acrobatic players to ever wear a Seminole uniform. Despite missing a year, due to a knee injury suffered three minutes into his senior season opener, Graham was granted a medical hardship and returned to be a major contributor to the Seminoles' '93-94 campaign.

| Year | G | FG-FGA | PCT | FT-FTA | PCT | RB-AVG | PTS-AVG |
|---------------|------------|------------------|-------------|----------------|-------------|----------------|-------------------|
| 1989-90 | 31 | 126-269 | .468 | 51-69 | .739 | 110-3.5 | 314-10.1 |
| 1990-91 | 32 | 131-306 | .428 | 52-73 | .712 | 86-2.7 | 350-10.9 |
| 1991-92 | 30 | 143-324 | .441 | 69-85 | .812 | 105-3.5 | 391-13.0 |
| 1992-93 | 1 | 0-1 | .000 | 0-0 | .000 | 1-1.0 | 0-1.0 |
| 1993-94 | 24 | 103-247 | .417 | 44-58 | .759 | 84-3.5 | 282-11.8 |
| Totals | 118 | 503-1,147 | .439 | 216-285 | .758 | 386-3.3 | 1,337-11.3 |



23

RON KING

1,252 PTS.

FORWARD | 6-4 | 185 | LOUISVILLE, KY

Ron King owns FSU's single-game scoring record with a 46-point outing against Georgia Southern in 1971. He was an All-American in 1972 and the NCAA Midwest Regional MVP in leading the Seminoles to the Final Four. He was selected by the Golden State Warriors of the NBA in 1973.

| Year | G | FG-FGA | PCT | FT-FTA | PCT | RB-AVG | PTS-AVG |
|---------------|-----------|------------------|-------------|----------------|-------------|----------------|-------------------|
| 1970-71 | 26 | 262-521 | .503 | 65-91 | .714 | 130-5.0 | 589-22.7 |
| 1971-72 | 32 | 239-558 | .428 | 95-126 | .754 | 192-6.0 | 573-17.9 |
| 1972-73 | 6 | 41-91 | .451 | 8-13 | .615 | 17-3.3 | 90-16.5 |
| Totals | 64 | 542-1,170 | .463 | 168-230 | .730 | 339-5.3 | 1,252-19.6 |



20

JASON RICH

1,315 PTS.

GUARD | 6-3 | 211 | PENSACOLA, FL

A four-year starter who is ranked third in school history with 129 career games played, Jason Rich ranks third in school history with 106 career starts and is one of only three players in school history to start 100 or more games as a Seminole. He played on three post-season tournament teams and helped the Seminoles to six victories over ranked teams during his career. The Seminoles defeated No. 1-ranked Duke on March 1, 2006, with Rich in the starting lineup. He is ranked 15th in school history with 133 steals and averaged double-figure scoring for his entire career.

| Year | G | FG-FGA | PCT | FT-FTA | PCT | RB-AVG | PTS-AVG |
|---------------|------------|------------------|-------------|----------------|-------------|----------------|-------------------|
| 2004-05 | 30 | 64-156 | .410 | 29-41 | .707 | 61-2.0 | 163-5.4 |
| 2005-06 | 30 | 125-267 | .468 | 42-57 | .737 | 93-3.1 | 300-10.0 |
| 2006-07 | 35 | 138-263 | .525 | 70-87 | .805 | 121-3.5 | 360-10.3 |
| 2007-08 | 34 | 183-410 | .446 | 95-123 | .772 | 148-4.4 | 492-14.5 |
| Totals | 129 | 510-1,096 | .465 | 236-308 | .766 | 423-3.3 | 1,315-10.2 |



24

RON HALE

1,236 PTS.

FORWARD | 6-9 | 210 | LARGO, FL

Ron Hale, a two-time All-ACC selection, was one of the top scorers in Seminole history during his career. He scored 1,236 career points. Hale's career high of 37 points came against Wake Forest on Jan. 4, 2000. He signed a free-agent contract with the Miami Heat prior to the 2001 season.

| Year | G | FG-FGA | PCT | FT-FTA | PCT | RB-AVG | PTS-AVG |
|---------------|------------|----------------|-------------|----------------|-------------|----------------|-------------------|
| 1996-97 | 30 | 47-110 | .427 | 27-40 | .675 | 69-2.3 | 130-4.3 |
| 1997-98 | 32 | 70-147 | .476 | 27-44 | .614 | 127-4.0 | 187-5.8 |
| 1998-99 | 30 | 167-351 | .476 | 108-135 | .800 | 168-5.6 | 481-16.0 |
| 1999-00 | 28 | 139-348 | .399 | 117-155 | .755 | 134-4.8 | 438-15.6 |
| Totals | 120 | 423-956 | .442 | 279-374 | .746 | 498-4.2 | 1,236-10.3 |



FLORIDA STATE®

1,000 POINT SCORERS



25

SAM CASSELL

GUARD | 6-3 | 195 | BALTIMORE, MD

1,211 PTS.

Perhaps one of the greatest junior college transfers in Seminole history, Sam Cassell added an offensive and defensive threat to the Seminole arsenal. With a season-record 97 steals in his '92-93 campaign, Cassell also dished out 170 assists that same season along with an average of 18.3 points per game. He thrived on pressure situations and routinely came through in the clutch. Cassell was drafted by the Houston Rockets in the first round of the 1993 NBA Draft. During his first two seasons in the NBA he was an integral part of the Rockets' World Championship teams. He currently is an assistant coach for the Los Angeles Clippers.

| Year | G | FG-FGA | PCT | FT-FTA | PCT | RB-AVG | PTS-AVG |
|---------------|-----------|----------------|-------------|----------------|-------------|----------------|-------------------|
| 1991-92 | 31 | 206-454 | .454 | 100-142 | .704 | 141-4.5 | 570-18.4 |
| 1992-93 | 35 | 234-466 | .502 | 123-162 | .759 | 152-4.3 | 641-18.3 |
| Totals | 66 | 440-920 | .478 | 223-304 | .733 | 293-4.4 | 1,211-18.3 |



29

TONY DAWSON

FORWARD | 6-7 | 215 | KINGSTON, NC

1,161 PTS.

Walking with a limp from a childhood accident that left one leg shorter than the other, Tony Dawson rose above his circumstances to become one of Florida State's highest scorers. He ranks sixth in single-season scoring with a 629-point performance during the 1988-89 season.

| Year | G | FG-FGA | PCT | FT-FTA | PCT | RB-AVG | PTS-AVG |
|---------------|-----------|----------------|-------------|----------------|-------------|----------------|-------------------|
| 1987-88 | 30 | 211-393 | .539 | 111-153 | .725 | 228-7.6 | 534-17.8 |
| 1988-89 | 30 | 242-459 | .528 | 118-160 | .738 | 206-6.9 | 627-20.9 |
| Totals | 60 | 453-852 | .532 | 229-313 | .732 | 434-7.2 | 1,161-19.4 |



26

ALTON LEE GIPSON

CENTER | 6-11 | 230 | DUBACH, LA

1,194 PTS.

Widely considered the best junior college center in the country in 1982-83, Alton Lee Gipson was named Metro Conference Newcomer of the Year in 1983-84. He was also named to the Metro Tournament all-tournament team the same year. Gipson ranks tenth in single-season scoring with 626 points in 1983-84 season and also earned All-America honors.

| Year | G | FG-FGA | PCT | FT-FTA | PCT | RB-AVG | PTS-AVG |
|---------------|-----------|----------------|-------------|----------------|-------------|----------------|-------------------|
| 1983-84 | 31 | 260-497 | .523 | 106-173 | .613 | 208-6.7 | 626-20.2 |
| 1984-85 | 30 | 236-489 | .483 | 96-150 | .640 | 234-7.8 | 568-18.9 |
| Totals | 61 | 496-986 | .503 | 202-323 | .625 | 442-7.3 | 1,194-19.6 |



30

GARY SCHULL

FORWARD/CENTER | 6-6 | 211 | POMPANO BEACH, FL

1,142 PTS.

From 1963-1966, Gary Schull was the leader of Florida State's basketball Seminoles. The Pompano Beach prep star, short for a college center, made up for lack of size with hustle and aggressiveness. In his career, Schull averaged 15.0 points per game and grabbed more than 10 rebounds a contest. Schull graduated in 1966 and went to Europe to become one of Italy's best-known and most popular pro players.

| Year | G | FG-FGA | PCT | FT-FTA | PCT | RB-AVG | PTS-AVG |
|---------------|-----------|----------------|-------------|----------------|-------------|-----------------|-------------------|
| 1963-64 | 25 | 128-257 | .498 | 67-96 | .698 | 179-7.2 | 323-12.9 |
| 1964-65 | 26 | 120-263 | .456 | 85-128 | .664 | 273-10.5 | 325-12.5 |
| 1965-66 | 26 | 160-312 | .513 | 174-248 | .702 | 329-12.7 | 494-19.0 |
| Totals | 76 | 408-832 | .490 | 326-472 | .691 | 781-10.1 | 1,142-15.0 |



27

DELVON ARRINGTON

GUARD | 5-11 | 166 | HILLSIDE, NJ

1,173 PTS.

Delvon Arrington became the first men's basketball player in ACC history to enter school as a partial qualifier and earn his undergraduate degree in four years to earn his fourth year of eligibility back according to NCAA rules. He earned All-ACC honorable mention honors following his senior season. Is Florida State's all-time leader in assists with 688 and earned the school record assist in the Seminoles' victory over No. 1-ranked and previously undefeated Duke Jan. 6, 2002 in Tallahassee. Arrington is ranked first in school history in total assists (688) and assists per game (5.8), ranked second in steals (225) and fourth in steals per game (1.9), seventh in 3-point shots attempted (352) and eighth in 3-point shots made (120), eighth in career games played (118) and 23rd in scoring (1,173 points).

| Year | G-GS | FG-A | PCT. | FT-FTA | PCT. | Assists | PTS.-AVG. |
|---------------|----------------|------------------|-------------|----------------|-------------|------------|------------------|
| 1998-99 | 30-29 | 87-206 | .422 | 52-74 | .703 | 181 | 242-8.1 |
| 1999-00 | 29-29 | 95-258 | .368 | 39-55 | .709 | 182 | 258-8.9 |
| 2000-01 | 30-30 | 117-270 | .433 | 77-106 | .726 | 143 | 344-11.5 |
| 2001-02 | 29-29 | 114-280 | .407 | 59-80 | .738 | 182 | 329-11.3 |
| Totals | 118-117 | 413-1,014 | .407 | 227-315 | .721 | 688 | 1,173-9.9 |



31

COREY LOUIS

FORWARD/CENTER | 6-9 | 235 | MIAMI, FL

1,127 PTS.

A four-year starter at FSU, Corey Louis finished his career among the Seminoles' all-time leaders in scoring, rebounding and blocked shots. He was Florida State's team MVP as a senior and helped lead FSU back to the NCAA Tournament in 1998.

| Year | G | FG-FGA | PCT | FT-FTA | PCT | RB-AVG | PTS-AVG |
|---------------|------------|----------------|-------------|----------------|-------------|----------------|-------------------|
| 1994-95 | 27 | 120-267 | .449 | 54-76 | .711 | 210-7.8 | 295-10.9 |
| 1995-96 | 23 | 84-198 | .424 | 47-75 | .627 | 150-6.5 | 215-9.3 |
| 1996-97 | 25 | 109-219 | .498 | 57-88 | .648 | 170-6.8 | 275-11.0 |
| 1997-98 | 32 | 134-241 | .556 | 74-132 | .561 | 225-7.0 | 342-10.7 |
| Totals | 107 | 447-925 | .483 | 232-371 | .625 | 755-7.1 | 1,127-10.5 |



32

LAWRENCE MCCRAY

CENTER | 6-11 | 210 | PENSACOLA, FL

1,111 PTS.

A strong defensive performer, Lawrence McCray was also an effective offensive weapon. Mr. Basketball in the state of Florida in 1970, McCray averaged 13.2 points and nine rebounds per game in his FSU career. Known as "Lurch" by his teammates, McCray was drafted by New Orleans in 1974.

| Year | G | FG-FGA | PCT | FT-FTA | PCT | RB-AVG | PTS-AVG |
|---------------|-----------|----------------|-------------|----------------|-------------|----------------|-------------------|
| 1971-72 | 32 | 166-300 | .554 | 52-89 | .584 | 263-8.2 | 384-12.0 |
| 1972-73 | 26 | 170-293 | .580 | 41-71 | .577 | 242-9.3 | 381-14.7 |
| 1973-74 | 26 | 156-303 | .514 | 34-63 | .540 | 254-9.8 | 346-13.3 |
| Totals | 84 | 492-896 | .549 | 127-223 | .569 | 759-9.0 | 1,111-13.2 |



28

JEFF HOGAN

GUARD | 6-0 | 165 | AKRON, OH

1,164 PTS.

A brilliant two-sport star for Florida State, Jeff Hogan was a leader on the Seminole basketball and baseball teams from 1966 through 1969. Though Hogan was a gifted basketball player and a prolific scorer, he chose to play professional baseball. He averaged at least 14.0 points per game in all three of his seasons.

| Year | G | FG-FGA | PCT | FT-FTA | PCT | RB-AVG | PTS-AVG |
|---------------|-----------|----------------|-------------|----------------|-------------|----------------|-------------------|
| 1966-67 | 26 | 143-292 | .490 | 85-115 | .739 | 81-3.1 | 372-14.3 |
| 1967-68 | 27 | 168-348 | .483 | 91-110 | .827 | 60-2.2 | 427-15.8 |
| 1968-69 | 26 | 155-335 | .463 | 56-80 | .700 | 55-2.1 | 366-14.1 |
| Totals | 79 | 466-975 | .478 | 232-305 | .761 | 196-2.5 | 1,164-14.7 |



33

LARRY WARREN

GUARD | 6-4 | 190 | LAKE WORTH, FL

1,108 PTS.

Another of FSU's many Florida Mr. Basketball honorees, Larry Warren was also a junior college All-American. Known for his great play in big games, Warren averaged 14.2 points a game in his FSU career. Warren's junior college coach was fellow 1,000-point club member Jim Oler.

| Year | G | FG-FGA | PCT | FT-FTA | PCT | RB-AVG | PTS-AVG |
|---------------|-----------|------------------|-------------|----------------|-------------|----------------|-------------------|
| 1973-74 | 26 | 179-395 | .453 | 82-103 | .796 | 161-6.2 | 440-16.9 |
| 1974-75 | 25 | 172-363 | .474 | 56-72 | .778 | 139-5.6 | 400-16.0 |
| 1975-76 | 27 | 122-311 | .392 | 24-37 | .649 | 102-3.8 | 268-9.9 |
| Totals | 78 | 473-1,069 | .442 | 162-212 | .764 | 402-5.2 | 1,108-14.2 |



1,000 POINT SCORERS



34

MICHAEL POLITE
FORWARD | 6-7 | 215 | DAYTONA BEACH, FL

1,070 PTS.

Michael Polite overcame Guillain-Barré syndrome as a sophomore to have a productive career. He led FSU in rebounding his final two seasons and averaged at least 13 points per game as a junior and senior.

| Year | G | FG-FGA | PCT | FT-FTA | PCT | RB-AVG | PTS-AVG |
|---------------|-----------|----------------|-------------|----------------|-------------|----------------|-------------------|
| 1987-88 | 30 | 70-117 | .590 | 50-70 | .714 | 115-3.8 | 188-6.3 |
| 1988-89 | 6 | 11-21 | .524 | 6-17 | .353 | 23-3.8 | 26-2.3 |
| 1989-90 | 31 | 156-268 | .582 | 117-173 | .676 | 262-8.5 | 433-14.0 |
| 1990-91 | 32 | 144-305 | .472 | 124-190 | .653 | 273-8.5 | 419-13.1 |
| Totals | 99 | 381-711 | .535 | 297-450 | .660 | 673-6.8 | 1,070-10.8 |



39

TIM PICKETT
GUARD • 6-4 • 207 • DAYTONA BEACH, FL

1,038 PTS.

One of only two players in FSU history to earn All-ACC First-Team honors. Pickett led the Seminoles to the second round of the NIT in 2004. He scored 1,038 points in two years and averaged 16.7 points per game. Named to the ACC All-Defensive Team in 2003 and 2004 by a vote of both the coaches and the media, Pickett led the ACC in steals in 2003 and in 3-point field goals made in 2004. He totaled 164 steals in only two years in Division I play and ended his career tied for second in ACC history with an average of 2.64 steals per game.

| Year | G | FG-FGA | PCT | FT-FTA | PCT | RB-AVG | PTS-AVG |
|---------------|-----------|----------------|-------------|----------------|-------------|-----------------|-------------------|
| 2002-03 | 29 | 167-437 | .382 | 77-89 | .865 | 165-5.7 | 495-17.1 |
| 2003-04 | 33 | 185-427 | .433 | 63-83 | .759 | 149-4.5 | 543-16.5 |
| Totals | 62 | 352-864 | .407 | 140-172 | .814 | 314-5.06 | 1,038-16.7 |



35

MITCHELL WIGGINS
GUARD | 6-4 | 185 | GRIFON, NC

1,067 PTS.

An FSU All-American, Mitchell Wiggins leads all Seminoles with a career scoring average of 23.2 points per game. Wiggins was the first FSU player to win the Metro Conference scoring title. He was a first-team All-Metro selection in 1981-82 and led the conference in rebounding from the guard position. Wiggins participated on the U.S. National team at the 1982 World Championships. Drafted by the Indiana Pacers in 1983, Wiggins wound up in Chicago then moved on to Houston and Philadelphia of the NBA.

| Year | G | FG-FGA | PCT | FT-FTA | PCT | RB-AVG | PTS-AVG |
|---------------|-----------|----------------|-------------|----------------|-------------|----------------|-------------------|
| 1981-82 | 22 | 223-388 | .574 | 77-102 | .754 | 213-9.7 | 523-23.8 |
| 1982-83 | 24 | 216-410 | .527 | 112-147 | .762 | 196-8.2 | 544-22.7 |
| Totals | 46 | 439-798 | .550 | 189-249 | .759 | 409-8.9 | 1,067-23.2 |




40

LAMARR GREER
GUARD/FORWARD | 6-5 | 225 | CAPE MAY, NJ

1,022 PTS.

One of the most versatile players in FSU history, LaMarr Greer started his first two seasons at point guard before moving to the wing for his last two years. He ranks among Florida State's all-time top 10 in five categories.

| Year | G | FG-FGA | PCT | FT-FTA | PCT | RB-AVG | PTS-AVG |
|---------------|------------|----------------|-------------|----------------|-------------|----------------|------------------|
| 1994-95 | 26 | 55-136 | .404 | 12-16 | .750 | 76-2.9 | 146-5.6 |
| 1995-96 | 27 | 91-203 | .448 | 53-83 | .639 | 93-3.4 | 253-9.4 |
| 1996-97 | 32 | 91-213 | .427 | 49-80 | .613 | 124-3.9 | 269-8.4 |
| 1997-98 | 32 | 127-321 | .396 | 57-76 | .750 | 145-4.5 | 354-11.1 |
| Totals | 117 | 364-873 | .417 | 171-255 | .671 | 438-3.7 | 1,022-8.7 |



36

PEE WEE BARBER
GUARD | 5-11 | 175 | HARRISONBURG, VA

1,062 PTS.

A bump and run guard who never slowed down, Pee Wee Barber played big for his size. In 1985-86 he led the Seminoles in scoring (16.8 points per game), assists (5.0 per game) and steals (1.8 per game). He was also named to the Metro Conference All-Tournament team in 1986. Pee Wee, whose given name is Norwood, was drafted by the Portland Trailblazers in 1987.

| Year | G | FG-FGA | PCT | FT-FTA | PCT | RB-AVG | PTS-AVG |
|---------------|-----------|----------------|-------------|----------------|-------------|----------------|-------------------|
| 1985-86 | 29 | 204-402 | .507 | 78-102 | .765 | 69-2.5 | 486-16.8 |
| 1986-87 | 30 | 191-400 | .478 | 122-152 | .803 | 69-2.3 | 576-19.2 |
| Totals | 59 | 395-802 | .493 | 200-254 | .787 | 138-2.4 | 1,062-18.0 |



41

TOM MCLAUGHLIN
FORWARD | 6-3 | 150 | MADISON, IN

1,019 PTS.

Tom McLaughlin was Florida State's first 1,000-career-point scorer and totaled 1,019 points during his four-year career. A member of Florida State's second team during the 1948-49 season, he played for head coach J.K. "Bud" Kennedy. He averaged in double-figure scoring during three of his four seasons and finished his career with an 11.1 points per game average. He helped lead Florida State to its first national tournament appearance in the NAIB District 25 Tournament in 1951 and 1952.

| Year | G | FG-FGA | PCT | FT-FTA | PCT | RB-AVG | PTS-AVG |
|---------------|-----------|-------------|----------|-------------|----------|----------|-------------------|
| 1948-49 | 21 | 89- | — | 37- | — | — | 215-10.3 |
| 1949-50 | 25 | 138- | — | 52- | — | — | 328-13.1 |
| 1950-51 | 21 | 64- | — | 51- | — | — | 179-8.5 |
| 1951-52 | 25 | 118-352 | .335 | 61-106 | .575 | — | 297-11.9 |
| Totals | 92 | 409- | — | 201- | — | — | 1,019-11.1 |



37

RODNEY DOBARD
FORWARD | 6-9 | 210 | DELRAY BEACH, FL

1,058 PTS.

Rodney Dobard helped lead Florida State to the NCAA Tournament three times including to the Elite Eight in 1993. He ranks third in school history with a career field goal percentage of .585, and tied for 16th in rebounds with 641. He holds the single-season school record for blocked shots (111) in 1993 and blocked shots in a career (240).

| Year | G | FG-FGA | PCT | FT-FTA | PCT | RB-AVG | PTS-AVG |
|---------------|------------|----------------|-------------|----------------|-------------|----------------|------------------|
| 1989-90 | 29 | 38-68 | .559 | 12-23 | .522 | 82-2.8 | 88-3.0 |
| 1990-91 | 29 | 110-193 | .570 | 27-50 | .540 | 150-5.2 | 247-8.5 |
| 1991-92 | 29 | 138-221 | .624 | 43-72 | .597 | 195-6.7 | 319-11.0 |
| 1992-93 | 35 | 170-297 | .572 | 64-98 | .653 | 214-6.1 | 404-11.5 |
| Totals | 122 | 456-779 | .585 | 146-243 | .601 | 641-5.3 | 1,058-8.7 |



42

WAYNE SMALLS
GUARD | 6-2 | 225 | CAMDEN, NJ

1,016 PTS.

Best known for his outside shooting ability, Wayne Smalls was one of the most consistent players to come off the bench for Florida State. As a senior, Smalls hit 84 percent from the free-throw line to rank among the nation's best.

| Year | G | FG-FGA | PCT | FT-FTA | PCT | RB-AVG | PTS-AVG |
|---------------|------------|------------------|-------------|----------------|-------------|----------------|------------------|
| 1973-74 | 26 | 105-244 | .430 | 23-30 | .767 | 54-2.1 | 233-9.0 |
| 1974-75 | 26 | 141-314 | .449 | 33-43 | .767 | 68-2.6 | 315-12.1 |
| 1975-76 | 25 | 82-160 | .513 | 20-31 | .645 | 22-0.9 | 184-7.4 |
| 1976-77 | 27 | 129-289 | .446 | 26-31 | .838 | 86-3.1 | 284-10.5 |
| Totals | 104 | 457-1,007 | .454 | 102-135 | .756 | 230-2.2 | 1,016-9.8 |



38

ISAIAH SWANN
GUARD | 6-2 | 198 | GERMANTOWN, MD

1,053 PTS.

Isaiah Swann finished his career ranked among the school leaders in 3-point field goals made (172) and attempted (456) as well as steals (139). A member of three postseason teams (2006, 2007, 2008), Swann led FSU to six wins over ranked teams including No. 1-ranked Duke on March 1, 2006. He averaged 1.1 steal per game (139 in 120 games).

| Year | G | FG-FGA | PCT | FT-FTA | PCT | RB-AVG | PTS-AVG |
|---------------|------------|----------------|-------------|----------------|-------------|----------------|------------------|
| 2004-05 | 31 | 58-139 | .417 | 28-37 | .757 | 60-2.0 | 161-5.2 |
| 2005-06 | 30 | 92-208 | .442 | 34-52 | .654 | 62-2.1 | 251-8.4 |
| 2006-07 | 35 | 126-273 | .462 | 39-49 | .796 | 105-3.0 | 359-10.3 |
| 2007-08 | 24 | 93-215 | .433 | 42-50 | .840 | 75-3.1 | 282-11.8 |
| Totals | 120 | 369-835 | .442 | 143-188 | .761 | 302-2.5 | 1,053-8.8 |



43

RAY SWAIN
FORWARD | 6-4 | 185 | JACKSONVILLE, FL

1,000 PTS.

Ray Swain was a double-figure scorer who averaged 16.9 points per game over the final 47 games and two seasons of his career. He averaged a career 17.4 points as a junior in helping the Seminoles to 14 wins. Florida State won 15 games in 1962 as he averaged 16.3 points per game. He helped the Seminoles defeat Florida his senior season.

| Year | G | FG-FGA | PCT | FT-FTA | PCT | RB-AVG | PTS-AVG |
|---------------|-----------|----------------|-------------|----------------|-------------|----------------|-------------------|
| 1959-60 | 25 | 78-206 | .379 | 50-89 | .562 | 175-7.0 | 206-8.2 |
| 1960-61 | 24 | 168-313 | .537 | 82-124 | .661 | 188-7.8 | 418-17.4 |
| 1961-62 | 23 | 157-274 | .573 | 62-91 | .681 | 171-7.4 | 376-16.3 |
| Totals | 72 | 403-793 | .508 | 194-304 | .638 | 534-7.4 | 1,000-13.9 |



FLORIDA STATE®

RECORDS

FIELD GOALS

| GAME | Name | Date | FGM |
|------|-------------------------------------|---------------|-----|
| 1. | Ron King vs. Georgia Southern | Feb. 11, 1971 | 21 |
| 2. | Ron King at Pan American | Dec. 23, 1970 | 17 |
| | Ron King vs. Miami | Jan. 8, 1971 | 17 |
| | David Thompson vs. South Alabama | Jan. 22, 1977 | 17 |
| | Mitchell Wiggins at San Diego State | Dec. 24, 1982 | 17 |
| | Al Thornton at Duke | Feb. 4, 2006 | 17 |
| 7. | Dave Fedor vs. Miami | Jan. 16, 1960 | 16 |
| | Larry Warren vs. Marshall | Dec. 7, 1974 | 16 |
| | Murray Brown at Auburn | Dec. 4, 1978 | 16 |
| | Alton Lee Gipson vs. Tampa | Nov. 26, 1984 | 16 |
| | Al Thornton vs. Miami | March 3, 2006 | 16 |
| 12. | Dave Fedor vs. Rollins | Feb. 11, 1960 | 15 |
| | Dave Fedor vs. Tampa | Feb. 26, 1962 | 15 |
| | Ray Swain at Tampa | Feb. 26, 1962 | 15 |
| | Dave Cowens vs. George Washington | Dec. 12, 1967 | 15 |
| | Reggie Royals vs. UC-Irvine | Jan. 30, 1971 | 15 |
| | Mitchell Wiggins vs. Florida | Jan. 11, 1982 | 15 |
| | Doug Edwards vs. DePaul | Feb. 23, 1992 | 15 |
| | Bob Sura vs. Lafayette | Jan. 2, 1994 | 15 |
| | Al Thornton at Boston College | Jan. 14, 2006 | 15 |

SEASON

| Name | Year | FGM | |
|------|------------------|---------|-----|
| 1. | Ron King | 1970-71 | 262 |
| 2. | Alton Lee Gipson | 1983-84 | 260 |
| 3. | Al Thornton | 2006-07 | 244 |
| 4. | Tony Dawson | 1988-89 | 242 |
| 5. | Bob Sura | 1992-93 | 241 |
| 6. | Ron King | 1971-72 | 239 |
| | Mickey Dillard | 1979-80 | 239 |
| | Toney Douglas | 2008-09 | 239 |
| 9. | Murray Brown | 1978-79 | 237 |
| 10. | Alton Lee Gipson | 1984-85 | 236 |
| 11. | Sam Cassell | 1992-93 | 234 |
| 12. | David Thompson | 1976-77 | 230 |
| | Murray Brown | 1979-80 | 230 |
| 14. | Doug Edwards | 1992-93 | 224 |
| 15. | Mitchell Wiggins | 1981-82 | 223 |

CAREER

| Name | Years | FGM | |
|------|----------------|---------|-----|
| 1. | Bob Sura | 1991-95 | 731 |
| 2. | James Collins | 1993-97 | 645 |
| 3. | Harry Davis | 1974-78 | 640 |
| | Mickey Dillard | 1976-81 | 640 |
| 5. | Doug Edwards | 1990-93 | 621 |
| 6. | Randy Allen | 1984-87 | 592 |
| 7. | Dave Fedor | 1959-62 | 585 |
| 8. | Dave Cowens | 1967-70 | 582 |
| 9. | Reggie Royals | 1970-73 | 580 |
| 10. | David Thompson | 1975-78 | 571 |
| 11. | Murray Brown | 1976-80 | 566 |
| 12. | Toney Douglas | 2007-09 | 560 |
| 13. | Al Thornton | 2003-07 | 546 |
| 14. | Ron King | 1971-73 | 542 |
| 15. | George McCloud | 1985-89 | 529 |
| | Michael Snaer | 2010-13 | 529 |

FIELD GOALS ATTEMPTED

| GAME | Name | Date | FGA |
|------|----------------------------------|---------------|-----|
| 1. | Ham Wernke vs. Tampa | Feb. 14, 1953 | 37 |
| 2. | Rick Benson vs. Beloit | March 9, 1955 | 32 |
| | Ron King vs. Georgia Southern | Feb. 11, 1971 | 32 |
| | Al Thornton at Duke | Feb. 4, 2006 | 32 |
| 5. | Ian Morrison at Tampa | Feb. 27, 1967 | 31 |
| 6. | Burt Deckel at Furman | Dec. 14, 1957 | 30 |
| | Don Bates at Stetson | Feb. 21, 1959 | 30 |
| 8. | Don Bates at Auburn | Dec. 17, 1958 | 29 |
| | Ron King vs. Miami | Jan. 8, 1971 | 29 |
| 10. | Rick Benson vs. Georgia Teachers | March 1, 1955 | 28 |
| | Hugh Durham vs. Auburn | Dec. 29, 1958 | 28 |
| | David Thompson at Jacksonville | Jan. 26, 1977 | 28 |
| | David Thompson vs. UNC Charlotte | Jan. 29, 1977 | 28 |

SEASON

| Name | Year | FGA | |
|------|------------------|---------|-----|
| 1. | Ron King | 1971-72 | 558 |
| 2. | Toney Douglas | 2008-09 | 536 |
| 3. | Bob Sura | 1992-93 | 533 |
| 4. | Ron King | 1970-71 | 521 |
| 5. | Alton Lee Gipson | 1983-84 | 497 |
| 6. | Don Bates | 1958-59 | 495 |
| | David Thompson | 1976-77 | 495 |
| 8. | Alton Lee Gipson | 1984-85 | 489 |
| 9. | Rick Benson | 1954-55 | 471 |
| 10. | Jim Oler | 1955-56 | 470 |
| 11. | Sam Cassell | 1992-93 | 466 |
| 12. | George McCloud | 1988-89 | 462 |
| 13. | Ham Wernke | 1954-55 | 461 |
| 14. | Al Thornton | 2006-07 | 460 |
| 15. | Tony Dawson | 1988-89 | 459 |

CAREER

| Name | Years | FGA | |
|------|----------------|---------|------|
| 1. | Bob Sura | 1991-95 | 1626 |
| 2. | James Collins | 1993-97 | 1433 |
| 3. | Ham Wernke | 1951-55 | 1308 |
| 4. | Jim Oler | 1952-56 | 1303 |
| 5. | Toney Douglas | 2007-09 | 1251 |
| 6. | Mickey Dillard | 1976-81 | 1248 |
| 7. | Michael Snaer | 2010-13 | 1243 |
| 8. | Hugh Durham | 1956-59 | 1230 |
| 9. | David Thompson | 1975-78 | 1213 |
| 10. | Randy Allen | 1984-87 | 1205 |
| 11. | Doug Edwards | 1990-93 | 1194 |
| 12. | Reggie Royals | 1970-73 | 1181 |
| 13. | Dave Fedor | 1959-62 | 1174 |



Al Thornton, who earned All-American and All-ACC honors as a Seminole, is among the all-time leaders in field goals made in a game, a single season and for a career.



RECORDS

FIELD GOAL PERCENTAGE

GAME (MINIMUM 10 ATTEMPTS)

| | Name | Date | Pct. |
|-----|---------------------------------------|----------------|---------------|
| 1. | Greg Grady vs. Illinois State | Feb. 12, 1976 | 1.000 (11-11) |
| | Tat Hunter at Tampa | Nov. 23, 1985 | 1.000 (10-10) |
| | Doug Edwards vs. UNC-Asheville | Jan. 2, 1992 | 1.000 (10-10) |
| 4. | Murray Brown at Auburn | Dec. 4, 1978 | .941 (16-17) |
| 5. | Tharon Mayes vs. Southern Miss. | Jan. 7, 1989 | .929 (13-14) |
| | Murray Brown vs. Baptist College | Feb. 5, 1977 | .917 (11-12) |
| 7. | Doug Edwards vs. NC State | March 13, 1992 | .909 (10-11) |
| 8. | Charlie Long vs. Auburn | Dec. 21, 1962 | .900 (9-10) |
| | Dick Danford vs. The Citadel | Jan. 2, 1968 | .900 (9-10) |
| | Otis Johnson vs. Mercer | March 3, 1973 | .900 (9-10) |
| | Harry Davis vs. Oregon State | Dec. 29, 1975 | .900 (9-10) |
| | Murray Brown vs. Western Kentucky | Nov. 30, 1978 | .900 (9-10) |
| | Tony Dawson vs. Florida International | Dec. 2, 1987 | .900 (9-10) |
| | Michael Polite vs. Southern Miss. | Jan. 6, 1990 | .900 (9-10) |
| 15. | Irv Thomas vs. Southern Miss. | Jan. 6, 1990 | .875 (14-16) |
| 16. | Vernell Elizy vs. Biscayne College | Dec. 3, 1970 | .857 (12-14) |
| | Greg Grady vs. Biscayne | Jan. 20, 1975 | .857 (12-14) |
| | Murray Brown vs. Alabama Birmingham | Feb. 20, 1980 | .857 (12-14) |
| | Raleigh Choice vs. Southern Miss. | Jan. 18, 1986 | .857 (12-14) |
| | Tony Dawson vs. Central Florida | Nov. 25, 1988 | .857 (12-14) |
| | Sam Cassell at Clemson | Jan. 20, 1993 | .857 (12-14) |

SEASON

| | Name | Year | FGM-FGA | Pct. |
|-----|------------------|---------|---------|------|
| 1. | Murray Brown | 1978-79 | 237-343 | .691 |
| 2. | Murray Brown | 1979-80 | 230-356 | .646 |
| 3. | Harry Davis | 1975-76 | 143-224 | .638 |
| 4. | William Williams | 1969-70 | 185-291 | .636 |
| 5. | Kirk Luchman | 1995-96 | 97-155 | .626 |
| 6. | Rodney Dobard | 1991-92 | 138-221 | .624 |
| 7. | Murray Brown | 1977-78 | 61-98 | .622 |
| 8. | Jan Gies | 1968-69 | 80-129 | .620 |
| 9. | Kris Anderson | 1976-77 | 65-105 | .619 |
| 10. | Jerome Fitchett | 1985-86 | 126-205 | .615 |
| 11. | Elvis Rolle | 1979-80 | 197-322 | .612 |
| | Jerome Fitchett | 1984-85 | 74-121 | .612 |
| 13. | Bernard James | 2011-12 | 157-259 | .606 |

CAREER

| | Name | Years | FGM-FGA | Pct. |
|-----|-------------------------|-----------------|----------------|-------------|
| 1. | Murray Brown | 1976-80 | 566-847 | .668 |
| 2. | Bernard James | 2011-12 | 274-437 | .627 |
| 3. | Elvis Rolle | 1979-81 | 365-619 | .590 |
| 4. | Kris Anderson | 1976-81 | 371-633 | .586 |
| 5. | Rodney Dobard | 1989-93 | 456-779 | .585 |
| 6. | Harry Davis | 1974-78 | 640-1095 | .584 |
| 7. | Trevor Harvey | 2001-03 | 141-245 | .576 |
| 8. | Boris Bojanovsky | 2013-Pr. | 112-195 | .574 |
| 9. | Jerome Fitchett | 1984-88 | 388-677 | .573 |
| 10. | Jan Gies | 1967-70 | 245-428 | .572 |
| 11. | Greg Grady | 1973-76 | 401-708 | .566 |
| 12. | Tat Hunter | 1986-89 | 395-707 | .559 |
| 13. | Willie Williams | 1968-70 | 268-482 | .556 |



Murray Brown, who played on Florida State's 1978 NCAA Tournament team, is the Seminoles' all-time leader with a career field goal percentage of .688.

3-POINT SHOTS MADE

GAME

| | Name | Date | 3FGM |
|-----|---------------------------------------|---------------------|----------|
| 1. | George McCloud at La Salle | Feb. 23, 1989 | 10 |
| 2. | Isaiah Swann at Mississippi State | March 20, 2007 | 9 |
| 3. | James Collins vs. Connecticut | March 25, 1997 | 8 |
| | Deividas Dulkys vs. North Carolina | Jan. 14, 2012 | 8 |
| 5. | Sam Cassell vs. South Florida | Dec. 30, 1992 | 7 |
| | James Collins vs. Tulane | Dec. 10, 1994 | 7 |
| | Adrian Crawford at Temple | Dec. 14, 1998 | 7 |
| | Adrian Crawford at Vanderbilt | Dec. 9, 2000 | 7 |
| | Andrew Wilson at North Carolina | Feb. 21, 2004 | 7 |
| | Von Wafer vs. Wake Forest | Jan. 18, 2005 | 7 |
| | Andrew Wilson vs. Virginia | Feb. 18, 2006 | 7 |
| | Toney Douglas vs. Miami | Jan. 21, 2009 | 7 |
| 13. | LaRae Davis vs. Southern Miss. | Feb. 28, 1987 | 6 |
| | LaRae Davis at South Carolina | March 6, 1987 | 6 |
| | George McCloud vs. Alabama State | Feb. 24, 1988 | 6 |
| | George McCloud vs. Florida | Dec. 3, 1988 | 6 |
| | George McCloud vs. Jacksonville | Jan. 11, 1989 | 6 |
| | George McCloud vs. Arkansas | Jan. 18, 1989 | 6 |
| | George McCloud vs. Virginia Tech | March 1, 1989 | 6 |
| | Tharon Mayes vs. Stetson | Dec. 22, 1989 | 6 |
| | Aubry Boyd at Jacksonville | Feb. 16, 1991 | 6 |
| | Sam Cassell at Wake Forest | Jan. 11, 1992 | 6 |
| | Sam Cassell vs. Georgia Tech | Feb. 15, 1992 | 6 |
| | Bob Sura vs. UCLA | Nov. 27, 1992 | 6 |
| | Sam Cassell at Clemson | Jan. 20, 1993 | 6 |
| | Terrell Baker vs. Auburn | Dec. 6, 1998 | 6 |
| | Tim Pickett at Virginia | Jan. 29, 2003 | 6 |
| | Tim Pickett vs. Virginia | March 1, 2003 | 6 |
| | Nate Johnson at Stetson | Dec. 30, 2004 | 6 |
| | Tim Pickett at Florida | Jan. 3, 2004 | 6 |
| | Tim Pickett vs. Savannah State | Feb. 1, 2004 | 6 |
| | Tim Pickett vs. Georgia Tech | Feb. 3, 2004 | 6 |
| | Tim Pickett vs. Duke | Feb. 29, 2004 | 6 |
| | Tim Pickett vs. NC State | March 12, 2004 | 6 |
| | Von Wafer vs. Stetson | Dec. 23, 2004 | 6 |
| | Von Wafer vs. Florida | Jan. 2, 2005 | 6 |
| | Isaiah Swann vs. UAB | Nov. 16, 2007 | 6 |
| | Isaiah Swann vs. Maine | Dec. 8, 2007 | 6 |
| | Toney Douglas vs. Coastal Carolina | Nov. 22, 2008 | 6 |
| | Chris Singleton vs. Butler | Dec. 23, 2010 | 6 |
| | Ian Miller vs. Maryland | Jan. 12, 2014 | 6 |
| | Aaron Thomas vs. Virginia Tech | Feb. 5, 2014 | 6 |

SEASON

| | Name | Year | 3FGM |
|-----|-----------------|---------|------|
| 1. | George McCloud | 1988-89 | 115 |
| 2. | Tim Pickett | 2003-04 | 110 |
| 3. | Toney Douglas | 2008-09 | 85 |
| 4. | Tim Pickett | 2002-03 | 84 |
| 5. | LaRae Davis | 1986-87 | 80 |
| 6. | James Collins | 1996-97 | 75 |
| 7. | Bob Sura | 1992-93 | 73 |
| 8. | Pee Wee Barber | 1986-87 | 72 |
| | George McCloud | 1987-88 | 72 |
| | James Collins | 1994-95 | 72 |
| 11. | Deividas Dulkys | 2009-10 | 71 |
| 12. | James Collins | 1995-96 | 69 |
| 13. | Isaiah Swann | 2006-07 | 68 |
| 14. | Michael Snaer | 2011-12 | 67 |
| 15. | Von Wafer | 2004-05 | 65 |
| | Ian Miller | 2013-14 | 65 |

CAREER

| | Name | Years | 3FGM |
|-----|------------------|---------|------|
| 1. | James Collins | 1993-97 | 255 |
| 2. | Bob Sura | 1991-95 | 214 |
| 3. | Deividas Dulkys | 2009-12 | 203 |
| 4. | George McCloud | 1986-89 | 201 |
| 5. | Michael Snaer | 2010-13 | 196 |
| 6. | Tim Pickett | 2002-04 | 194 |
| 7. | Toney Douglas | 2007-09 | 178 |
| 8. | Isaiah Swann | 2005-08 | 172 |
| 9. | Ian Miller | 2011-14 | 146 |
| 10. | Adrian Crawford | 1999-01 | 135 |
| 11. | Tharon Mayes | 1987-90 | 128 |
| 12. | LaMarr Greer | 1994-98 | 123 |
| 13. | Delvon Arrington | 1999-02 | 120 |
| 14. | Chuck Graham | 1985-89 | 115 |
| 15. | Ron Hale | 1996-00 | 111 |
| 16. | Andrew Wilson | 2001-06 | 110 |
| 17. | Sam Cassell | 1991-93 | 108 |
| | Von Wafer | 2003-05 | 108 |
| 19. | Chris Singleton | 2009-11 | 104 |
| 20. | Aubry Boyd | 1987-91 | 93 |
| | Toney Douglas | 2007-08 | 93 |



FLORIDA STATE®

RECORDS

3-POINT SHOTS ATTEMPTED

| GAME | Name | Date | 3FGA |
|------|------------------------------------------|----------------|------|
| 1. | George McCloud at La Salle | Feb. 23, 1989 | 17 |
| 2. | Tim Pickett vs. Texas A&M Corpus Christi | Jan. 6, 2003 | 16 |
| 3. | Tim Pickett vs. Florida | Dec. 6, 2002 | 15 |
| 4. | George McCloud vs. Louisville | Feb. 16, 1989 | 14 |
| | Tim Pickett vs. Wichita State | March 17, 2004 | 14 |
| | Toney Douglas vs. Miami | Jan. 21, 2008 | 14 |
| 7. | George McCloud vs. Iowa | March 18, 1988 | 13 |
| | George McCloud vs. Memphis State | Feb. 1, 1989 | 13 |
| | Bob Sura vs. Temple | Dec. 20, 1992 | 13 |
| | Derrick Carroll at South Florida | Dec. 11, 1993 | 13 |
| | James Collins at Clemson | Feb. 17, 1996 | 13 |
| | Adrian Crawford at Vanderbilt | Dec. 9, 2000 | 13 |
| | Tim Pickett at Virginia | Jan. 29, 2003 | 13 |
| | Tim Pickett at North Carolina | Feb. 21, 2004 | 13 |
| | Tim Pickett vs. Iowa State | March 23, 2004 | 13 |
| | Isaiah Swann at Mississippi State | March 20, 2007 | 13 |
| 17. | George McCloud vs. Louisville | March 12, 1989 | 12 |
| | Aubry Boyd vs. La Salle | Dec. 9, 1990 | 12 |
| | Derrick Carroll vs. Temple | Dec. 20, 1992 | 12 |
| | Sam Cassell at North Carolina | Jan. 27, 1993 | 12 |
| | Bob Sura vs. North Carolina | Feb. 27, 1993 | 12 |
| | James Collins vs. Florida | Feb. 20, 1995 | 12 |
| | James Collins vs. Wake Forest | Jan. 6, 1996 | 12 |
| | James Collins vs. Clemson | Jan. 11, 1997 | 12 |
| | James Collins at NC State | Feb. 26, 1997 | 12 |
| | James Collins vs. Connecticut | March 25, 1997 | 12 |
| | Tim Pickett at Virginia Tech | Jan. 4, 2002 | 12 |
| | Tim Pickett vs. Savannah State | Nov. 24, 2002 | 12 |
| | Tim Pickett vs. NC State | Jan. 18, 2003 | 12 |
| | Tim Pickett vs. Duke | Feb. 29, 2004 | 12 |
| | Von Wafer vs. Stetson | Dec. 23, 2004 | 12 |
| | Von Wafer vs. Wake Forest | Jan. 18, 2005 | 12 |
| | Isaiah Swann vs. North Carolina | Feb. 3, 2008 | 12 |
| | Chris Singleton vs. Butler | Dec 23, 2010 | 12 |

SEASON

| Name | Year | 3FGA |
|---------------------|---------|------|
| 1. Tim Pickett | 2003-04 | 270 |
| 2. George McCloud | 1988-89 | 262 |
| 3. Tim Pickett | 2002-03 | 259 |
| 4. Toney Douglas | 2008-09 | 221 |
| 5. Bob Sura | 1992-93 | 220 |
| 6. James Collins | 1996-97 | 203 |
| 7. James Collins | 1995-96 | 199 |
| 8. Deividas Dulkys | 2009-10 | 179 |
| 9. Aubry Boyd | 1990-91 | 178 |
| 10. LaRae Davis | 1986-87 | 175 |
| 11. Toney Douglas | 2007-08 | 174 |
| 12. Adrian Crawford | 2000-01 | 166 |
| | 2006-07 | 166 |
| | 2011-12 | 166 |
| 15. Deividas Dulkys | 2010-11 | 165 |
| 16. Sam Cassell | 1991-92 | 164 |
| | 1993-94 | 164 |
| | 1994-95 | 164 |
| | 2004-05 | 164 |
| | 2010-13 | 164 |
| 21. Ian Miller | 2013-14 | 163 |

CAREER

| Name | Years | 3FGA |
|----------------------|---------|------|
| 1. James Collins | 1993-97 | 686 |
| 2. Bob Sura | 1991-95 | 640 |
| 3. Deividas Dulkys | 2009-12 | 572 |
| 4. Tim Pickett | 2002-04 | 529 |
| 5. Michael Snaer | 2011-13 | 513 |
| 6. Toney Douglas | 2007-09 | 473 |
| 7. George McCloud | 1985-89 | 468 |
| 8. Isaiah Swann | 2005-06 | 456 |
| 9. Ian Miller | 2011-14 | 409 |
| 10. LaMarr Greer | 1994-98 | 380 |
| 11. Adrian Crawford | 1999-01 | 375 |
| 12. Delvon Arrington | 1999-00 | 353 |
| 13. Ron Hale | 1996-00 | 339 |
| 14. Tharon Mayes | 1987-90 | 337 |
| 15. Chuck Graham | 1989-94 | 333 |
| 16. Chris Singleton | 2009-11 | 315 |
| 17. Andrew Wilson | 2001-06 | 300 |
| 18. Von Wafer | 2004-05 | 296 |
| 19. Sam Cassell | 1991-93 | 295 |
| 20. Aubry Boyd | 1987-91 | 292 |

3-POINT PERCENTAGE

| GAME (MINIMUM 3 ATTEMPTS) | Name | Date | Pct. |
|---------------------------|-----------------------------------------|----------------|-------------|
| 1. | George McCloud at South Carolina | Feb. 14, 1987 | 1.000 (4-4) |
| | Jerome Fitchett vs. Pittsburgh | Dec. 28, 1987 | 1.000 (3-3) |
| | Brad Johnson vs. Iowa | March 18, 1988 | 1.000 (3-3) |
| | George McCloud vs. South Florida | Dec. 20, 1988 | 1.000 (3-3) |
| | Chad Copeland vs. Samford | Dec. 19, 1989 | 1.000 (3-3) |
| | Michael Polite vs. Rhode Island | Dec. 29, 1989 | 1.000 (3-3) |
| | Chuck Graham at Miami | Jan. 18, 1990 | 1.000 (3-3) |
| | Chad Copeland vs. Miami | Feb. 17, 1990 | 1.000 (3-3) |
| | Bob Sura vs. UNC Asheville | Jan. 2, 1992 | 1.000 (3-3) |
| | Sam Cassell at Clemson | Jan. 20, 1993 | 1.000 (6-6) |
| | Sam Cassell vs. Tulane | March 20, 1993 | 1.000 (7-7) |
| | James Collins vs. South Florida | Nov. 29, 1994 | 1.000 (7-7) |
| | Scott Shepherd at Maryland | Feb. 11, 1995 | 1.000 (3-3) |
| | LaMarr Greer at Virginia | Jan. 3, 1996 | 1.000 (3-3) |
| | Avery Curry vs. Wake Forest | Jan. 6, 1996 | 1.000 (3-3) |
| | Geoff Brower at North Carolina | Feb. 24, 1996 | 1.000 (5-5) |
| | LaMarr Greer vs. Southwestern Louisiana | Nov. 22, 1996 | 1.000 (3-3) |
| | LaMarr Greer vs. Arizona | Dec. 23, 1997 | 1.000 (3-3) |
| | Tharon Mayes vs. Monmouth | Feb. 2, 1998 | 1.000 (5-5) |
| | Adrian Crawford vs. Wake Forest | Jan. 20, 1999 | 1.000 (4-4) |
| | Antwan Dixon vs. Binghamton | Dec. 21, 2000 | 1.000 (4-4) |
| | Adrian Crawford vs. Duke | Jan. 4, 2001 | 1.000 (3-3) |
| | Delvon Arrington vs. Virginia | Feb. 17, 2001 | 1.000 (3-3) |
| | Adrian Crawford at North Carolina | Feb. 22, 2001 | 1.000 (4-4) |
| | Nate Johnson at Stetson | Dec. 28, 2003 | 1.000 (6-6) |
| | Ralph Mims vs. Maine | Dec. 8, 2007 | 1.000 (3-3) |
| | Ralph Mims vs. College of Charleston | Dec. 18, 2007 | 1.000 (3-3) |
| | Toney Douglas at Virginia Tech | Jan. 29, 2008 | 1.000 (3-3) |
| | Chris Singleton vs. Alabama | Nov. 27, 2009 | 1.000 (3-3) |
| | Derwin Kitchen vs. Maryland | Feb. 4, 2010 | 1.000 (3-3) |
| | Deividas Dulkys vs. Stetson | Nov. 16, 2012 | 1.000 (4-4) |
| | Michael Snaer vs. Wake Forest | Jan. 25, 2012 | 1.000 (4-4) |
| | Montay Brandon vs. Saint Joseph's | Nov. 17, 2012 | 1.000 (3-3) |
| | Ian Miller vs. UT-Martin | Nov. 17, 2013 | 1.000 (3-3) |
| | Devon Bookert vs. Georgia Tech | March 2, 2014 | 1.000 (4-4) |
| | Devon Bookert vs. Georgetown | March 24, 2014 | 1.000 (4-4) |

SEASON

| Name | Year | Pct. |
|----------------------|---------|----------------|
| 1. Devon Bookert | 2012-13 | .525 (32-61) |
| 2. Andrew Wilson | 2005-06 | .500 (41-82) |
| 3. Tharon Mayes | 1987-88 | .460 (46-100) |
| 4. Charlie Ward | 1991-92 | .458 (22-48) |
| 5. LaRae Davis | 1986-87 | .457 (80-175) |
| 6. George McCloud | 1987-88 | .453 (72-159) |
| 7. Al Thornton | 2006-07 | .444 (36-81) |
| 8. Pee Wee Barber | 1986-87 | .447 (72-161) |
| 9. George McCloud | 1988-89 | .439 (115-262) |
| | 1994-95 | .439 (72-164) |
| 11. Damous Anderson | 1999-00 | .430 (52-121) |
| 12. Nate Johnson | 2003-04 | .420 (42-100) |
| | 2004-05 | .420 (21-50) |
| 14. Isaiah Swann | 2006-07 | .410 (68-166) |
| 15. Tim Pickett | 2003-04 | .407 (110-270) |
| 16. Adam Waleskowski | 2003-04 | .404 (21-52) |
| | 2011-12 | .404 (67-166) |
| 18. Michael Joiner | 2001-02 | .403 (31-77) |
| 19. Ian Miller | 2013-14 | .399 (65-163) |
| 19. Adrian Crawford | 1998-99 | .398 (64-161) |
| 20. Deividas Dulkys | 2009-10 | .397 (71-179) |
| 21. Todd Galloway | 2002-03 | .397 (23-58) |
| | 2006-07 | .397 (31-78) |

CAREER

| Name | Years | Pct. |
|---------------------|----------|----------------|
| 1. Devon Bookert | 2013-Pr. | .466 (76-163) |
| 2. LaRae Davis | 1986-87 | .457 (80-175) |
| 3. Jerome Fitchett | 1985-88 | .448 (26-58) |
| 4. Pee Wee Barber | 1986-87 | .447 (72-161) |
| 5. Al Thornton | 2003-07 | .438 (63-144) |
| 6. George McCloud | 1986-89 | .429 (201-468) |
| 7. Damous Anderson | 1999-00 | .412 (54-131) |
| 8. Nate Johnson | 2002-04 | .391 (72-184) |
| 9. Michael Snaer | 2010-13 | .382 (196-513) |
| 10. Tharon Mayes | 1988-90 | .380 (128-337) |
| 11. Toney Douglas | 2007-09 | .376 (178-473) |
| 12. James Collins | 1994-97 | .372 (255-686) |
| | 2005-08 | .372 (118-317) |
| 14. Tim Pickett | 2002-04 | .367 (194-529) |
| 15. Andrew Wilson | 2001-06 | .367 (110-300) |
| 16. Sam Cassell | 1992-93 | .366 (108-295) |
| 17. Von Wafer | 2003-05 | .365 (108-296) |
| 18. Derrick Carroll | 1993-95 | .362 (77-213) |
| 19. Michael Joiner | 2001-04 | .361 (92-255) |
| 20. Adrian Crawford | 1999-01 | .360 (135-375) |



RECORDS

FREE THROWS MADE

GAME

| GAME | Name | Date | FTM |
|------|---------------------------------------|---------------|-----|
| 1. | Jim Oler at Rollins | Jan. 31, 1955 | 22 |
| | Jim Oler vs. Morningside | Dec. 16, 1955 | 22 |
| 3. | Jim Oler at Rollins | Feb. 13, 1956 | 20 |
| 4. | Jim Oler vs. Boston University | Dec. 20, 1955 | 17 |
| | Jim Oler vs. Miami | Jan. 7, 1956 | 17 |
| | Jim Oler at Georgia Teachers College | Jan. 14, 1956 | 17 |
| | Jim Oler vs. Tampa | Feb. 7, 1956 | 17 |
| 8. | Ham Wernke at Mississippi State | Dec. 4, 1953 | 16 |
| | Jim Oler vs. Montana State | March 7, 1955 | 16 |
| | Hugh Durham vs. Loyola of New Orleans | Feb. 20, 1957 | 16 |
| | Bob Sura vs. South Florida | Nov. 29, 1994 | 16 |
| 12. | Jim Oler at Florida Southern | Feb. 18, 1956 | 15 |
| | Jim Oler at Miami | Feb. 25, 1956 | 15 |
| | Hugh Durham vs. Stetson | Jan. 19, 1957 | 15 |
| | Hugh Durham at Georgia | Jan. 21, 1957 | 15 |
| | Hugh Durham vs. Georgia | Jan. 2, 1958 | 15 |
| | Al Thornton vs. Duke | March 1, 2006 | 15 |

SEASON

| SEASON | Name | Year | FTM |
|--------|----------------|---------|-----|
| 1. | Jim Oler | 1955-56 | 310 |
| 2. | Jim Oler | 1954-55 | 221 |
| 3. | Toney Douglas | 2008-09 | 186 |
| 4. | Gary Schull | 1965-66 | 174 |
| 5. | Al Thornton | 2006-07 | 166 |
| 6. | Hugh Durham | 1958-59 | 162 |
| 7. | Hugh Durham | 1956-57 | 155 |
| | Murray Brown | 1978-79 | 155 |
| 9. | George McCloud | 1988-89 | 154 |
| 10. | Mickey Dillard | 1979-80 | 151 |
| | Mickey Dillard | 1980-81 | 151 |
| 12. | Jim Oler | 1953-54 | 140 |

CAREER

| CAREER | Name | Years | FTM |
|--------|----------------|---------|-----|
| 1. | Jim Oler | 1952-56 | 761 |
| 2. | Bob Sura | 1991-95 | 454 |
| 3. | Mickey Dillard | 1976-81 | 448 |
| 4. | Hugh Durham | 1956-59 | 441 |
| 5. | Okaro White | 2011-14 | 401 |
| 6. | Ham Wernke | 1951-55 | 396 |
| 7. | Al Thornton | 2003-07 | 366 |
| 8. | Toney Douglas | 2007-09 | 359 |
| 9. | Murray Brown | 1976-80 | 338 |
| 10. | Doug Edwards | 1990-93 | 332 |
| 11. | Gary Schull | 1963-66 | 326 |
| 12. | Dave Cowens | 1967-70 | 315 |
| | George McCloud | 1985-89 | 315 |

FREE THROWS ATTEMPTED

GAME

| GAME | Name | Date | FTA |
|------|---------------------------------------|---------------|-----|
| 1. | Jim Oler vs. Morningside | Dec. 16, 1955 | 30 |
| 2. | Jim Oler vs. Rollins | Jan. 31, 1955 | 29 |
| 3. | Jim Oler at Georgia Teachers College | Jan. 14, 1956 | 23 |
| | Jim Oler vs. Florida Southern | Feb. 13, 1956 | 23 |
| 5. | Jim Oler vs. Miami | Jan. 7, 1956 | 22 |
| | Hugh Durham vs. Stetson | Jan. 7, 1956 | 22 |
| 7. | Jim Oler vs. Tampa | Feb. 7, 1956 | 21 |
| | Hugh Durham vs. Loyola of New Orleans | Feb. 20, 1957 | 21 |
| 9. | Ham Wernke at Mississippi State | Dec. 4, 1953 | 20 |
| | Hugh Durham vs. Georgia | Jan. 2, 1958 | 20 |
| 11. | Jim Oler at Stetson | Jan. 29, 1955 | 19 |
| | Jim Oler vs. Boston University | Dec. 20, 1955 | 19 |
| | Jim Oler at Florida Southern | Feb. 18, 1956 | 19 |
| | Gary Schull vs. Memphis | Jan. 15, 1966 | 19 |
| | Harry Davis vs. Memphis State | Jan. 15, 1978 | 19 |
| | Murray Brown at Tulane | Jan. 10, 1979 | 19 |

SEASON

| SEASON | Name | Year | FTA |
|--------|----------------|---------|-----|
| 1. | Jim Oler | 1955-56 | 380 |
| 2. | Jim Oler | 1954-55 | 289 |
| 3. | Gary Schull | 1965-66 | 248 |
| 4. | Toney Douglas | 2008-09 | 232 |
| 5. | Murray Brown | 1978-79 | 218 |
| 6. | Hugh Durham | 1956-57 | 213 |
| 7. | Al Thornton | 2006-07 | 210 |
| 8. | Hugh Durham | 1958-59 | 201 |
| 9. | Mickey Dillard | 1979-80 | 197 |
| 10. | Elvis Rolle | 1980-81 | 195 |
| 11. | Ham Wernke | 1952-53 | 193 |
| 12. | Mickey Dillard | 1980-81 | 190 |
| | Michael Polite | 1990-91 | 190 |

CAREER

| CAREER | Name | Years | FTA |
|--------|----------------|---------|-----|
| 1. | Jim Oler | 1952-56 | 975 |
| 2. | Bob Sura | 1991-95 | 696 |
| 3. | Mickey Dillard | 1976-81 | 583 |
| 4. | Hugh Durham | 1956-59 | 568 |
| 5. | Ham Wernke | 1951-55 | 533 |
| 6. | Al Thornton | 2003-07 | 522 |
| 7. | Okaro White | 2011-14 | 502 |
| 8. | Murray Brown | 1976-80 | 483 |
| 9. | Gary Schull | 1963-66 | 472 |
| 10. | Dave Cowens | 1967-70 | 464 |
| 11. | Doug Edwards | 1990-93 | 458 |
| 12. | Michael Polite | 1988-91 | 450 |

FREE THROW PERCENTAGE

GAME (MINIMUM 9 ATTEMPTS)

| GAME | Name | Date | Pct. |
|------|---------------------------------------|---------------------|--------------------|
| 1. | Jim Oler vs. Tampa | Jan. 6, 1954 | 1.000 (9-9) |
| | Gary Wold vs. Miami | Dec. 27, 1954 | 1.000 (10-10) |
| | Jacob Ward vs. New York University | Dec. 30, 1955 | 1.000 (10-10) |
| | Hugh Durham at Rollins | Feb. 4, 1957 | 1.000 (12-12) |
| | Hugh Durham vs. Murray State | Dec. 7, 1957 | 1.000 (14-14) |
| | Hugh Durham vs. Furman | Feb. 6, 1958 | 1.000 (11-11) |
| | Hugh Durham at Oklahoma City | Jan. 31, 1959 | 1.000 (10-10) |
| | Hugh Durham at Stetson | Feb. 21, 1959 | 1.000 (10-10) |
| | Hugh Durham at Miami | Feb. 28, 1959 | 1.000 (9-9) |
| | Dave Fedor at Miami | Feb. 27, 1960 | 1.000 (11-11) |
| | Ron Melman vs. Georgia Tech | Jan. 20, 1965 | 1.000 (9-9) |
| | Darrel Stewart at Florida | Dec. 8, 1965 | 1.000 (9-9) |
| | Gary Schull vs. Auburn | Dec. 21, 1965 | 1.000 (10-10) |
| | Ron King vs. North Carolina | March 23, 1972 | 1.000 (10-10) |
| | Granville Arnold at Virginia Tech | March 3, 1984 | 1.000 (10-10) |
| | Tony Dawson vs. Florida International | Dec. 2, 1987 | 1.000 (10-10) |
| | George McCloud at Jacksonville | Jan. 11, 1989 | 1.000 (9-9) |
| | Doug Edwards vs. Clemson | Feb. 8, 1992 | 1.000 (14-14) |
| | Nick Bryant at Florida Atlantic | Dec. 1, 1993 | 1.000 (11-11) |
| | Bob Sura vs. South Florida | Nov. 29, 1994 | 1.000 (16-16) |
| | Ron Hale vs. Georgia Tech | Feb. 11, 1999 | 1.000 (9-9) |
| | Anthony Richardson at Georgia Tech | Jan. 14, 2003 | 1.000 (10-10) |
| | Al Thornton at Miami | March 3, 2007 | 1.000 (11-11) |
| | Uche Echefu vs. La Salle | Jan. 5, 2008 | 1.000 (11-11) |
| | Michael Snaer vs. Auburn | Jan. 4, 2012 | 1.000 (10-10) |
| | Okaro White vs. Maryland | Jan. 30, 2013 | 1.000 (10-10) |
| | Okaro White vs. Virginia Tech | Feb. 2, 2014 | 1.000 (9-9) |

SEASON

| SEASON | Name | Year | FTM-FTA | Pct. |
|--------|------------------|---------|---------|------|
| 1. | Ken Macklin | 1969-70 | 51-57 | .895 |
| 2. | Brad Johnson | 1987-88 | 41-46 | .891 |
| 3. | George McCloud | 1988-89 | 154-176 | .875 |
| 4. | Ian Miller | 2013-14 | 96-110 | .873 |
| 5. | Jerry Shirley | 1963-64 | 59-68 | .868 |
| 6. | Tim Pickett | 2002-03 | 77-89 | .865 |
| 7. | Ron Harris | 1969-70 | 46-54 | .852 |
| 8. | Granville Arnold | 1983-84 | 85-101 | .842 |
| 9. | Ron Malmen | 1964-65 | 58-69 | .841 |
| 10. | Randy Cable | 1967-68 | 42-50 | .840 |
| 11. | Wayne Smalls | 1976-77 | 26-31 | .839 |
| 12. | Tharon Mayes | 1989-90 | 105-126 | .833 |

CAREER (MINIMUM 100 MADE)

| CAREER | Name | Years | FTM-FTA | Pct. |
|--------|------------------|---------|---------|------|
| 1. | Granville Arnold | 1983-85 | 161-197 | .817 |
| 2. | Tim Pickett | 2002-04 | 140-172 | .814 |
| 3. | Jerry Shirley | 1963-65 | 161-198 | .813 |
| 4. | Toney Douglas | 2007-09 | 359-443 | .810 |
| 5. | Ralph Mims | 2005-08 | 226-284 | .796 |
| 6. | Dave Fedor | 1960-62 | 286-363 | .788 |
| 7. | Pee Wee Barber | 1986-87 | 200-254 | .787 |
| | Okaro White | 2011-14 | 148-188 | .787 |
| 9. | Tharon Mayes | 1988-90 | 200-255 | .784 |
| 10. | Michael Snaer | 2010-13 | 306-391 | .783 |
| 11. | Jim Oler | 1953-56 | 761-975 | .781 |
| 12. | George McCloud | 1986-89 | 315-405 | .778 |
| 13. | Hugh Durham | 1957-59 | 441-568 | .776 |
| 14. | Uche Echefu | 2006-09 | 175-226 | .774 |
| | Vince Martello | 1983-84 | 130-168 | .774 |



RECORDS

REBOUNDS

GAME

| | Name | Date | Rebounds |
|-----|-----------------------------------|---------------|----------|
| 1. | Rick Benson vs. Florida Southern | Jan. 7, 1955 | 32 |
| 2. | Dave Cowens vs. LSU | Dec. 16, 1967 | 31 |
| 3. | Dave Cowens at The Citadel | Feb. 7, 1968 | 30 |
| 4. | Dave Cowens vs. Florida Southern | Feb. 27, 1969 | 29 |
| 5. | Dave Fedor at Jacksonville | Dec. 29, 1959 | 28 |
| | Dave Fedor vs. Rollins | Feb. 11, 1960 | 28 |
| 7. | Gary Schull vs. Jacksonville | Feb. 10, 1966 | 27 |
| | Dave Cowens vs. Stetson | Feb. 10, 1969 | 27 |
| 9. | Don Boltz vs. Stetson | Jan. 16, 1958 | 26 |
| | Dave Cowens vs. Hawaii | Jan. 23, 1969 | 26 |
| 11. | Rick Benson vs. Miami | Dec. 20, 1954 | 25 |
| | Dave Cowens vs. Clemson | Jan. 22, 1970 | 25 |
| 13. | Rick Benson vs. Montana State | March 7, 1955 | 24 |
| | Rick Benson at Florida Southern | Dec. 7, 1955 | 24 |
| | Dave Cowens vs. George Washington | Dec. 29, 1967 | 24 |
| 16. | Don Boltz vs. Miami | Jan. 17, 1959 | 23 |
| | Dave Cowens vs. Florida Southern | Feb. 10, 1968 | 23 |
| | Lawrence McCray vs. Connecticut | Jan. 6, 1973 | 23 |

SEASON

| | Name | Year | Rebounds | Avg. |
|-----|---------------|---------|----------|------|
| 1. | Dave Cowens | 1967-68 | 456 | 16.9 |
| 2. | Rick Benson | 1954-55 | 451 | 17.3 |
| 3. | Dave Cowens | 1969-70 | 447 | 17.2 |
| 4. | Dave Cowens | 1968-69 | 437 | 17.5 |
| 5. | Dave Fedor | 1959-60 | 400 | 16.0 |
| 6. | Reggie Royals | 1970-71 | 390 | 15.0 |
| 7. | Reggie Royals | 1971-72 | 351 | 11.0 |
| 8. | Dave Fedor | 1960-61 | 336 | 14.0 |
| 9. | Gary Schull | 1965-66 | 329 | 12.7 |
| 10. | Don Boltz | 1957-58 | 303 | 12.1 |

500-REBOUND CLUB

| | Name | Years | Games | Avg. | Rebounds |
|-----|-----------------|---------|-------|------|----------|
| 1. | Dave Cowens | 1967-70 | 78 | 17.2 | 1340 |
| 2. | Reggie Royals | 1970-73 | 84 | 11.9 | 1006 |
| 3. | Dave Fedor | 1959-62 | 72 | 13.5 | 969 |
| 4. | Greg Grady | 1972-76 | 100 | 7.9 | 793 |
| 5. | Tat Hunter | 1985-89 | 117 | 6.8 | 790 |
| 6. | Doug Edwards | 1990-93 | 93 | 8.5 | 788 |
| 7. | Gary Schull | 1963-66 | 76 | 10.1 | 781 |
| 8. | Lawrence McCray | 1971-74 | 84 | 9.0 | 759 |
| 9. | Corey Louis | 1994-98 | 107 | 7.1 | 755 |
| 10. | Randy Allen | 1984-87 | 115 | 6.4 | 736 |
| 11. | Harry Davis | 1974-78 | 108 | 6.8 | 734 |
| 12. | Kris Anderson | 1976-81 | 107 | 6.7 | 715 |
| 13. | Bob Sura | 1991-95 | 119 | 6.0 | 714 |
| 14. | Okaro White | 2011-14 | 139 | 5.1 | 704 |
| 15. | Michael Polite | 1987-91 | 99 | 6.8 | 673 |
| 16. | Rodney Dobard | 1989-93 | 122 | 5.2 | 641 |
| | Al Thornton | 2003-07 | 124 | 5.2 | 641 |
| 18. | Murray Brown | 1976-80 | 106 | 6.1 | 640 |
| 19. | David Thompson | 1975-78 | 83 | 7.5 | 619 |
| 20. | Uche Ecefu | 2006-09 | 131 | 4.7 | 613 |
| 21. | Bob Williams | 1955-57 | 72 | 8.4 | 604 |
| 22. | Chris Singleton | 2009-11 | 95 | 6.2 | 586 |
| 23. | Don Boltz | 1957-59 | 48 | 11.8 | 567 |
| 24. | Kirk Luchman | 1993-97 | 111 | 5.0 | 552 |
| 25. | Michael Joiner | 2001-04 | 120 | 4.6 | 550 |
| 26. | Ray Swain | 1959-60 | 72 | 11.6 | 534 |
| | Willie Williams | 1968-70 | 52 | 10.3 | 534 |
| 28. | Rowland Garrett | 1969-72 | 76 | 6.9 | 525 |
| | Zach Perkins | 1973-76 | 82 | 6.4 | 525 |
| 30. | Jerry Shirley | 1963-65 | 73 | 7.2 | 522 |
| 31. | Andre Reid | 1990-95 | 121 | 4.2 | 507 |

ASSISTS

GAME

| | Name | Date | Assists |
|-----|-----------------------------------------|----------------|---------|
| 1. | Otto Petty vs. South Alabama | Jan. 19, 1972 | 16 |
| | Tony William vs. Jacksonville | Feb. 12, 1983 | 16 |
| 3. | Otto Petty at Pan American | Dec. 23, 1970 | 15 |
| | Otto Petty vs. Samford | Jan. 16, 1971 | 15 |
| | Carlton Byrd vs. Stetson | Feb. 12, 1977 | 15 |
| | Tony Jackson vs. Ala.-Birmingham | Feb. 20, 1980 | 15 |
| 7. | Otto Petty vs. Biscayne | Dec. 3, 1970 | 14 |
| | Otto Petty vs. Northwestern | Dec. 23, 1972 | 14 |
| | Wayne Smalls vs. Cal. State-Bakersfield | Dec. 18, 1974 | 14 |
| 10. | Otto Petty at Pan American | Dec. 23, 1970 | 13 |
| | Otto Petty vs. Stetson | Jan. 17, 1973 | 13 |
| | Otto Petty vs. Seton Hall | Feb. 3, 1973 | 13 |
| | Carlton Byrd vs. South Florida | Feb. 9, 1974 | 13 |
| | Tony William vs. Monmouth College | March 5, 1984 | 13 |
| | Delvon Arrington at Georgia Tech | Jan. 9, 1999 | 13 |
| | Luke Loucks vs. North Carolina | March 11, 2012 | 13 |

SEASON

| | Name | Year | Assists |
|-----|------------------|---------|---------|
| 1. | Otto Petty | 1970-71 | 227 |
| 2. | Tony William | 1983-84 | 215 |
| 3. | Tony Jackson | 1979-80 | 213 |
| 4. | Otto Petty | 1972-73 | 202 |
| 5. | Kerry Thompson | 1996-97 | 184 |
| 6. | Delvon Arrington | 1999-00 | 182 |
| | Delvon Arrington | 2001-02 | 182 |
| 8. | Delvon Arrington | 1998-99 | 181 |
| 9. | Otto Petty | 1971-72 | 173 |
| 10. | Kerry Thompson | 1997-98 | 172 |
| 11. | Dean Shaffer | 1984-85 | 171 |
| 12. | Sam Cassell | 1992-93 | 170 |
| 13. | Tony Jackson | 1977-78 | 166 |
| 14. | Carlton Byrd | 1976-77 | 159 |

CAREER

| | Name | Years | Assists |
|-----|------------------|---------|---------|
| 1. | Delvon Arrington | 1999-02 | 688 |
| 2. | Otto Petty | 1970-73 | 602 |
| 3. | Tony Jackson | 1976-80 | 558 |
| 4. | Tony William | 1981-84 | 482 |
| 5. | Bob Sura | 1991-95 | 435 |
| 6. | Carlton Byrd | 1973-77 | 401 |
| 7. | Charlie Ward | 1990-94 | 396 |
| 8. | Luke Loucks | 2009-12 | 391 |
| 9. | LaMarr Greer | 1994-98 | 361 |
| 10. | Kerry Thompson | 1996-98 | 356 |
| | Todd Galloway | 2003-06 | 356 |
| 12. | Isaiah Swann | 2005-08 | 328 |
| 13. | Skip Young | 1968-71 | 320 |
| 14. | Dean Shaffer | 1983-85 | 317 |
| 15. | Derwin Kitchen | 2009-11 | 300 |



Dave Cowens, one of the greatest players in school history, is Florida State's all-time leading rebounder with a 17.2 rebounds per game average for his entire career.



RECORDS

STEALS

GAME

| | Name | Date | Steals |
|----|-------------------------------------------|---------------|--------|
| 1. | Chris Singleton vs. UNC Greensboro | Nov. 19, 2010 | 10 |
| 2. | Tony William vs. Memphis State | Feb. 26, 1983 | 9 |
| | Charlie Ward vs. South Carolina | March 2, 1991 | 9 |
| | Bob Sura at Georgia Tech | March 2, 1995 | 9 |
| 5. | Charlie Ward at Wake Forest | Jan. 11, 1992 | 8 |
| | Sam Cassell at Jacksonville | Feb. 2, 1993 | 8 |
| | Sam Cassell at Connecticut | Feb. 6, 1993 | 8 |
| 8. | Carlton Byrd vs. Troy State | Jan. 8, 1977 | 7 |
| | Tony Jackson at Tulane | Jan. 7, 1978 | 7 |
| | Mickey Dillard vs. Florida | Dec. 8, 1979 | 7 |
| | Tony William vs. South Florida | Dec. 10, 1982 | 7 |
| | Tony William vs. New Mexico | Feb. 22, 1983 | 7 |
| | Dean Shaffer at Louisville | Jan. 25, 1984 | 7 |
| | Charlie Ward vs. Arkansas | Jan. 21, 1991 | 7 |
| | Charlie Ward vs. Mercer | Jan. 20, 1992 | 7 |
| | Sam Cassell vs. Maryland Baltimore County | Dec. 28, 1992 | 7 |
| | Bob Sura vs. UNC Greensboro | Dec. 30, 1993 | 7 |
| | Kerry Thompson vs. Butler | Dec. 30, 1996 | 7 |
| | Delvon Arrington at Clemson | Feb. 23, 2002 | 7 |
| | Tim Pickett vs. Davidson | Dec. 30, 2002 | 7 |

SEASON

| | Name | Year | Steals |
|-----|------------------|---------|--------|
| 1. | Sam Cassell | 1992-93 | 97 |
| 2. | Toney Douglas | 2007-08 | 90 |
| 3. | Tim Pickett | 2002-03 | 82 |
| | Tim Pickett | 2003-04 | 82 |
| 5. | Dean Shaffer | 1984-85 | 81 |
| 6. | Terrell Baker | 1998-99 | 80 |
| 7. | Tony Williams | 1982-83 | 75 |
| | Charlie Ward | 1991-92 | 75 |
| 9. | Tony Jackson | 1977-78 | 73 |
| 10. | Charlie Ward | 1990-91 | 71 |
| | Kerry Thompson | 1996-97 | 71 |
| | Chris Singleton | 2009-10 | 71 |
| 13. | Dean Shaffer | 1983-84 | 70 |
| 14. | Tony William | 1981-82 | 66 |
| 15. | Tony Jackson | 1979-80 | 65 |
| | Bob Sura | 1993-94 | 65 |
| 17. | Delvon Arrington | 1998-99 | 64 |
| 18. | Toney Douglas | 2008-09 | 63 |
| | Toney Williams | 1983-84 | 62 |
| | James Collins | 1995-96 | 62 |
| 21. | Delvon Arrington | 2001-02 | 61 |
| 22. | Kerry Thompson | 1997-98 | 60 |

CAREER

| | Name | Years | Steals |
|-----|------------------|---------|--------|
| 1. | Charlie Ward | 1990-94 | 238 |
| 2. | Delvon Arrington | 1999-02 | 225 |
| 3. | Bob Sura | 1991-95 | 209 |
| 4. | Tony William | 1982-84 | 203 |
| 5. | Tony Jackson | 1977-80 | 196 |
| 6. | James Collins | 1993-97 | 191 |
| 7. | Toney Douglas | 2007-09 | 188 |
| 8. | Chris Singleton | 2009-11 | 180 |
| 9. | Tim Pickett | 2002-04 | 164 |
| 10. | Sam Cassell | 1991-93 | 153 |
| 11. | Dean Shaffer | 1984-86 | 151 |
| 12. | Mickey Dillard | 1977-81 | 140 |
| 13. | Terrell Baker | 1997-99 | 139 |
| | Isaiah Swann | 2005-08 | 139 |
| 15. | Deividus Dulkys | 2009-12 | 138 |
| 16. | LaMarr Greer | 1994-98 | 136 |
| | Ralph Mims | 2005-08 | 136 |
| 18. | Derwin Kitchen | 2009-11 | 133 |
| | Jason Rich | 2005-08 | 133 |
| 20. | Tharon Mayes | 1988-90 | 132 |
| 21. | Kerry Thompson | 1996-98 | 131 |
| 22. | Todd Galloway | 2003-04 | 129 |

BLOCKS

GAME

| | Name | Date | Blocks |
|-----|-----------------------------------------|----------------------|----------|
| 1. | Andre Reid vs. Bethune Cookman | Dec. 5, 1993 | 9 |
| | Corey Louis vs. Maryland | Jan. 10, 1995 | 9 |
| 3. | Greg Grady vs. Stetson | Jan. 17, 1973 | 8 |
| | Doug Edwards at Jacksonville | Feb. 2, 1993 | 8 |
| | Andre Reid vs. UNC Greensboro | Dec. 30, 1993 | 8 |
| | Andre Reid vs. Florida Atlantic | Dec. 3, 1994 | 8 |
| 7. | Rodney Dobard vs. Auburn | Dec. 3, 1989 | 7 |
| | Rodney Dobard vs. UMBC | Dec. 28, 1992 | 7 |
| | Rodney Dobard vs. Maryland | Jan. 13, 1993 | 7 |
| | Solomon Alabi vs. Boston College | Feb. 14, 2010 | 7 |
| | Boris Bojanovsky vs. UMass | Dec. 21, 2013 | 7 |
| 10. | Andre Reid vs. Texas Southern | Nov. 27, 1990 | 6 |
| | Rodney Dobard vs. South Florida | Dec. 18, 1990 | 6 |
| | Rodney Dobard vs. Louisville | Jan. 12, 1991 | 6 |
| | Rodney Dobard vs. Memphis State | Feb. 21, 1991 | 6 |
| | Rodney Dobard vs. UCLA | Nov. 27, 1992 | 6 |
| | Rodney Dobard vs. South Florida | Dec. 30, 1992 | 6 |
| | Rodney Dobard at Wake Forest | Jan. 9, 1993 | 6 |
| | Rodney Dobard at North Carolina | Jan. 27, 1993 | 6 |
| | Rodney Dobard at NC State | Feb. 17, 1993 | 6 |
| | Rodney Dobard vs. Evansville | March 18, 1993 | 6 |
| | Andre Reid vs. Florida Atlantic | Dec. 1, 1993 | 6 |
| | Andre Reid vs. Florida | Dec. 17, 1994 | 6 |
| | Corey Louis at Maryland | Feb. 11, 1995 | 6 |
| | Randell Jackson vs. Marist | Dec. 28, 1996 | 6 |
| | Randell Jackson vs. Virginia | Feb. 28, 1998 | 6 |
| | David Anderson vs. Duke | Jan. 16, 2000 | 6 |
| | Solomon Alabi vs. Charleston Southern | Dec. 19, 2008 | 6 |
| | Xavier Gibson vs. Stetson | Nov. 18, 2009 | 6 |
| | Solomon Alabi vs. Georgia State | Dec. 15, 2009 | 6 |
| | Okaro White at Maryland | Jan. 9, 2013 | 6 |
| | Boris Bojanovsky vs. Wake Forest | Feb. 15, 2014 | 6 |

SEASON

| | Name | Year | Blocks |
|-----|-------------------------|----------------|-----------|
| 1. | Rodney Dobard | 1992-93 | 111 |
| 2. | Bernard James | 2010-11 | 82 |
| | Bernard James | 2011-12 | 82 |
| 4. | Corey Louis | 1994-95 | 74 |
| 5. | Solomon Alabi | 2007-08 | 73 |
| 6. | Solomon Alabi | 2009-10 | 71 |
| 7. | Boris Bojanovsky | 2013-14 | 67 |
| 8. | Alton Lee Gipson | 1983-84 | 55 |
| 9. | Andre Reid | 1993-94 | 53 |
| 10. | Corey Louis | 1997-98 | 50 |
| 11. | Chris Singleton | 2010-11 | 41 |
| 12. | Elvis Rolle | 1980-81 | 47 |
| | Alton Lee Gipson | 1984-85 | 47 |
| | Rodney Dobard | 1990-91 | 47 |
| 15. | Rodney Dobard | 1991-92 | 46 |
| | Randell Jackson | 1996-97 | 46 |
| 17. | Doug Edwards | 1992-93 | 44 |
| | Mike Mathews | 2000-01 | 44 |
| 19. | Corey Louis | 1995-96 | 43 |
| | Kiel Turpin | 2012-13 | 43 |

CAREER

| | Name | Years | Blocks |
|-----|-------------------------|---------------------|-----------|
| 1. | Rodney Dobard | 1990-93 | 239 |
| 2. | Corey Louis | 1995-98 | 196 |
| 3. | Bernard James | 2011-12 | 164 |
| 4. | Andre Reid | 1991-95 | 161 |
| 5. | Solomon Alabi | 2008-10 | 159 |
| 6. | Chris Singleton | 2009-11 | 136 |
| 7. | Doug Edwards | 1991-93 | 121 |
| 8. | Mike Mathews | 2001-04 | 118 |
| 9. | Randell Jackson | 1996-98 | 113 |
| 10. | Okaro White | 2011-14 | 107 |
| 11. | Randy Allen | 1984-87 | 103 |
| 12. | Alton Lee Gipson | 1984-85 | 101 |
| 13. | Xavier Gibson | 2009-12 | 100 |
| 14. | Boris Bojanovsky | 2013-Present | 92 |
| 15. | Elvis Rolle | 1980-81 | 89 |
| 16. | Jerome Fitchett | 1985-88 | 85 |
| 17. | Anthony Richardson | 2002-05 | 84 |
| 18. | Al Thornton | 2004-07 | 74 |
| 19. | Ron Hale | 1997-00 | 73 |
| 20. | Kirk Luchman | 1994-97 | 71 |
| | Ryan Reid | 2007-10 | 71 |



FLORIDA STATE[®]

RECORDS

GAMES PLAYED

CAREER

| | Name | Years | Games |
|-----|--------------------|---------|-------|
| 1. | Okaro White | 2011-14 | 139 |
| 2. | Luke Loucks | 2009-12 | 136 |
| 3. | Michael Snaer | 2010-13 | 134 |
| 4. | Uche Echefu | 2006-09 | 131 |
| | Deividas Dulkys | 2009-12 | 131 |
| 6. | Andrew Wilson | 2001-06 | 129 |
| | Jason Rich | 2005-08 | 129 |
| 8. | Ralph Mims | 2005-08 | 128 |
| 9. | Ryan Reid | 2007-10 | 126 |
| 10. | Al Thornton | 2003-07 | 124 |
| | Xavier Gibson | 2009-12 | 124 |
| 12. | Todd Galloway | 2003-06 | 123 |
| 13. | Rodney Dobard | 1989-93 | 122 |
| | Adam Waleskowski | 2001-05 | 122 |
| 15. | Andre Reid | 1990-95 | 121 |
| 16. | Ron Hale | 1996-00 | 120 |
| | Michael Joiner | 2001-04 | 120 |
| | Isaiah Swann | 2005-08 | 120 |
| 19. | Bob Sura | 1991-95 | 119 |
| | Anthony Richardson | 2001-05 | 119 |
| 21. | Jerome Fitchett | 1984-88 | 118 |
| | Chuck Graham | 1989-94 | 118 |
| | Delvon Arrington | 1999-02 | 118 |
| 24. | Tat Hunter | 1985-89 | 117 |
| | George McCloud | 1985-89 | 117 |
| | LaMarr Greer | 1994-98 | 117 |
| 27. | Maurice Myrick | 1981-85 | 116 |
| | Aubry Boyd | 1987-91 | 116 |
| 29. | Mickey Dillard | 1976-80 | 115 |
| | Randy Allen | 1984-87 | 115 |
| | Mike Mathews | 2001-04 | 115 |

GAMES STARTED

CAREER

| | Name | Years | Games Started |
|-----|------------------|---------|---------------|
| 1. | Delvon Arrington | 1999-02 | 117 |
| 2. | Randy Allen | 1984-87 | 111 |
| 3. | Michael Snaer | 2010-13 | 110 |
| 4. | Jason Rich | 2005-08 | 106 |
| 5. | Michael Joiner | 2001-04 | 105 |
| 6. | James Collins | 1994-97 | 102 |
| 7. | LaMarr Greer | 1995-98 | 101 |
| 8. | Bob Sura | 1992-95 | 99 |
| 9. | Toney Douglas | 2007-09 | 95 |
| 10. | Okaro White | 2011-14 | 94 |
| 11. | Doug Edwards | 1991-93 | 93 |
| 12. | Chris Singleton | 2009-11 | 91 |
| 13. | Tony Jackson | 1977-80 | 89 |
| | Corey Louis | 1995-98 | 89 |
| 15. | Rodney Dobard | 1990-93 | 88 |
| 16. | Uche Echefu | 2006-09 | 87 |
| 17. | Reggie Royals | 1971-73 | 84 |
| | Lawrence McCray | 1972-74 | 84 |
| | Isaiah Swann | 2005-08 | 84 |
| 20. | Derwin Kitchen | 2009-11 | 82 |
| 21. | Greg Grady | 1973-76 | 79 |
| 22. | Larry Warren | 1974-76 | 78 |

DOUBLE-DOUBLES

SEASON

| | Name | Years | Games |
|-----|------------------|---------|-------|
| 1. | Dave Cowens | 1968-69 | 23 |
| 2. | Dave Cowens | 1969-70 | 21 |
| | Reggie Royals | 1970-71 | 21 |
| 4. | Dave Cowens | 1967-68 | 18 |
| 5. | Gary Schull | 1965-66 | 17 |
| | Reggie Royals | 1971-72 | 17 |
| 7. | Willie Williams | 1969-70 | 16 |
| | Doug Edwards | 1992-93 | 16 |
| 9. | Dave Fedor | 1959-60 | 14 |
| | Greg Grady | 1974-75 | 14 |
| 11. | Doug Edwards | 1991-92 | 13 |
| 12. | Dick Artmeier | 1954-55 | 12 |
| | Rowland Garrett | 1971-72 | 12 |
| 14. | Reggie Royals | 1972-73 | 11 |
| | Elvis Rolle | 1979-80 | 11 |
| | Elvis Rolle | 1980-81 | 11 |
| | Michael Polite | 1989-90 | 11 |
| 18. | Rowland Garrett | 1970-71 | 10 |
| | Lawrence McCray | 1973-74 | 10 |
| | Mitchell Wiggins | 1981-82 | 10 |
| | Michael Polite | 1990-91 | 10 |
| 22. | Lawrence McCray | 1972-73 | 9 |
| | Greg Grady | 1973-74 | 9 |
| | Harry Davis | 1976-77 | 9 |
| | Murray Brown | 1978-79 | 9 |
| | Tat Hunter | 1987-88 | 9 |

| | Name | Years | Games |
|-----|-------------------|---------|-------|
| | Irv Thomas | 1989-90 | 9 |
| | Alexander Johnson | 2005-06 | 9 |
| 29. | Dave Fedor | 1961-62 | 8 |
| | Murray Brown | 1979-80 | 8 |
| | Randy Allen | 1986-87 | 8 |
| | Tony Dawson | 1987-88 | 8 |
| | Tat Hunter | 1988-89 | 8 |
| | Al Thornton | 2005-06 | 8 |
| 35. | Dave Fedor | 1960-61 | 7 |
| | Jan Gies | 1967-68 | 7 |
| | Vernell Ellzy | 1970-71 | 7 |
| | Lawrence McCray | 1971-72 | 7 |
| | Doug Edwards | 1990-91 | 7 |
| | Corey Louis | 1994-95 | 7 |
| | Chris Singleton | 2009-11 | 7 |
| | Bernard James | 2011-12 | 7 |
| 43. | Willie Williams | 1968-69 | 6 |
| | Otto Petty | 1970-71 | 6 |
| | Tony Dawson | 1988-89 | 6 |
| | Irv Thomas | 1988-89 | 6 |
| | Corey Louis | 1997-98 | 6 |

CAREER

| | Name | Years | No. | | Name | Years | No. |
|-----|------------------|-------------|-----|-----|-------------------|---------|-----|
| | Dave Cowens | 1968-70 | 65 | 28. | Chris Singleton | 2009-11 | 11 |
| 2. | Reggie Royals | 1971-73 | 51 | | Bernard James | 2011-12 | 11 |
| 3. | Doug Edwards | 1991-93 | 36 | 30. | Dick Danford | 1966-68 | 9 |
| 4. | Greg Grady | 1973-76 | 31 | | Jan Gies | 1968-70 | 9 |
| 5. | Dave Fedor | 1960-62 | 29 | | Vernell Ellzy | 1970-71 | 9 |
| 6. | Lawrence McCray | 1972-74 | 26 | | Alton Lee Gipson | 1984-85 | 9 |
| | Elvis Rolle | 1979-81 | 26 | | Alexander Johnson | 2004-06 | 9 |
| 8. | Rowland Garrett | 1970-72 | 24 | | Uche Echefu | 2006-09 | 9 |
| 9. | Rick Benson | 1952-55 | 23 | | Okaro White | 2011-14 | 9 |
| | Willie Williams | 1969-70 | 23 | 37. | Rodney Dobard | 1990-93 | 8 |
| 11. | Gary Schull | 1964-66 | 21 | | Kirk Luchman | 1994-97 | 8 |
| | Michael Polite | 1988-91 | 21 | 39. | Gary Wold | 1953-56 | 6 |
| | Murray Brown | 1977-80 | 21 | | Carlton Byrd | 1974-77 | 6 |
| | Harry Davis | 1975-78 | 21 | | Solomon Alabi | 2008-10 | 6 |
| 15. | Corey Louis | 1995-98 | 19 | 42. | Larry Warren | 1974-76 | 5 |
| | Tat Hunter | 1986-89 | 19 | | Randell Jackson | 1996-98 | 5 |
| 17. | Mitchell Wiggins | 1982-83 | 16 | | Delvon Arrington | 1999-02 | 5 |
| | Randy Allen | 1984-87 | 16 | | Nigel Dixon | 2000-02 | 5 |
| | Al Thornton | 2003-07 | 16 | | Tim Pickett | 2003-04 | 5 |
| 20. | Irv Thomas | 1989-90 | 15 | 47. | Jerry Shirley | 1963-65 | 4 |
| 21. | Tony Dawson | 1988-89 | 14 | | Bill Glenn | 1966-67 | 4 |
| 22. | David Thompson | 1976-78 | 13 | | Ron King | 1971-73 | 4 |
| | Kris Anderson | 1977-79, 81 | 13 | | Zach Perkins | 1973-76 | 4 |
| 24. | Dick Artmeier | 1953-56 | 12 | | Maurice Robinson | 1993-94 | 4 |
| | Otto Petty | 1971-73 | 12 | | Ron Hale | 1997-00 | 4 |
| | Zach Perkins | 1973-76 | 12 | | Antwan Dixon | 1999-02 | 4 |
| | Bob Sura | 1992-95 | 12 | | | | |

TRIPLE-DOUBLES

SEASON

| | Name, Opponent | Date | Pts. | Rebs. | Assists |
|----|------------------------------------|---------------|------|-------|---------|
| 1. | Reggie Royals vs. Georgia Southern | Dec. 1, 1972 | 12 | 16 | 10 |
| | Bob Sura vs. NC State | Jan. 15, 1995 | 19 | 12 | 12 |
| | Chris Singleton vs. UNC Greensboro | Nov. 17, 2010 | 22 | 11 | 10* |

*Singleton's triple-double included steals

CAREER

| | Name, Opponent | Date | Pts. | Rebs. | Assists |
|----|------------------------------------|---------------|------|-------|---------|
| 1. | Reggie Royals vs. Georgia Southern | Dec. 1, 1972 | 12 | 16 | 10 |
| | Bob Sura vs. NC State | Jan. 15, 1995 | 19 | 12 | 12 |
| | Chris Singleton vs. UNC Greensboro | Nov. 17, 2010 | 22 | 11 | 10* |

*Singleton's triple-double included steals



ALL-TIME SCORING

| Rank | Name | Years | GP | FGM | FGA | Pct. | 3FGM | 3FGA | Pct. | FTM | FTA | Pct. | Points | Avg. |
|------|--------------------|------------|-----|-----|-------|------|------|------|------|-----|-----|------|--------|------|
| 1. | Bob Sura | 1992-95 | 119 | 731 | 1626 | .450 | 214 | 640 | .334 | 454 | 696 | .652 | 2,130 | 17.9 |
| 2. | Jim Oler | 1953-56 | 91 | 528 | 1303 | .405 | 761 | 975 | .781 | | | | 1,817 | 20.0 |
| 3. | James Collins | 1994-97 | 112 | 645 | 1433 | .450 | 255 | 686 | .372 | 248 | 365 | .679 | 1,793 | 16.0 |
| 4. | Mickey Dillard | 1977-81 | 115 | 643 | 1248 | .515 | | | | 448 | 584 | .767 | 1,734 | 15.1 |
| 5. | Toney Douglas | 2007-09 | 99 | 560 | 1251 | .448 | 178 | 473 | .376 | 357 | 443 | .806 | 1,655 | 16.7 |
| 6. | Doug Edwards | 1991-93 | 93 | 621 | 1194 | .520 | 30 | 114 | .263 | 332 | 458 | .725 | 1,604 | 17.2 |
| 7. | George McCloud | 1986-89 | 117 | 529 | 1149 | .460 | 201 | 466 | .431 | 315 | 405 | .778 | 1,574 | 13.5 |
| 8. | Michael Snaer | 2010-13 | 134 | 529 | 1,243 | .426 | 196 | 513 | .382 | 306 | 391 | .783 | 1,560 | 11.6 |
| 9. | Al Thornton | 2004-07 | 124 | 546 | 1034 | .528 | 63 | 144 | .438 | 366 | 522 | .701 | 1,521 | 12.3 |
| 10. | Harry Davis | 1975-78 | 108 | 640 | 1095 | .584 | | | | 234 | 384 | .609 | 1,514 | 14.0 |
| 11. | Dave Cowens | 1968-70 | 78 | 582 | 1122 | .519 | | | | 315 | 464 | .679 | 1,479 | 19.0 |
| 12. | Murray Brown | 1977-80 | 106 | 566 | 847 | .668 | | | | 338 | 484 | .698 | 1,470 | 13.9 |
| 13. | Dave Fedor | 1960-62 | 72 | 585 | 1174 | .498 | | | | 286 | 363 | .788 | 1,456 | 20.2 |
| 14. | Randy Allen | 1984-87 | 115 | 591 | 1204 | .491 | 0 | 2 | .000 | 254 | 411 | .618 | 1,436 | 12.5 |
| 15. | Ham Wernke | 1952-55 | 73 | 504 | 1308 | .385 | | | | 396 | 533 | .743 | 1,404 | 19.2 |
| 16. | Reggie Royals | 1971-73 | 84 | 580 | 1181 | .491 | | | | 242 | 349 | .693 | 1,402 | 16.7 |
| | Okaro White | 2011-14 | 139 | 466 | 944 | .494 | 69 | 211 | .327 | 401 | 502 | .799 | 1,402 | 10.1 |
| 18. | Hugh Durham | 1957-59 | 73 | 470 | 1230 | .382 | | | | 441 | 568 | .776 | 1,381 | 18.9 |
| 19. | Chuck Graham | 1990-94 | 118 | 503 | 1147 | .439 | 115 | 333 | .345 | 216 | 285 | .758 | 1,337 | 11.3 |
| 20. | Jason Rich | 2005-08 | 129 | 510 | 1096 | .465 | 59 | 197 | .299 | 236 | 308 | .766 | 1,315 | 10.2 |
| 21. | David Thompson | 1976-78 | 83 | 571 | 1213 | .471 | | | | 147 | 216 | .681 | 1,289 | 15.5 |
| 22. | Tharon Mayes | 1988-90 | 77 | 466 | 942 | .495 | 128 | 337 | .380 | 200 | 255 | .784 | 1,260 | 16.4 |
| 23. | Ron King | 1971-73 | 64 | 542 | 1170 | .463 | | | | 168 | 230 | .730 | 1,252 | 19.6 |
| 24. | Ron Hale | 1997-00 | 120 | 423 | 956 | .442 | 111 | 339 | .327 | 279 | 374 | .746 | 1,236 | 10.3 |
| 25. | Sam Cassell | 1992-93 | 66 | 440 | 920 | .478 | 108 | 295 | .366 | 223 | 304 | .734 | 1,211 | 18.3 |
| 26. | Alton Lee Gipson | 1984-85 | 61 | 496 | 986 | .503 | | | | 202 | 325 | .622 | 1,194 | 19.6 |
| 27. | Delvon Arrington | 1999-02 | 118 | 413 | 1014 | .407 | 120 | 354 | .339 | 227 | 314 | .723 | 1,173 | 9.9 |
| 28. | Jeff Hogan | 1967-69 | 79 | 466 | 975 | .478 | | | | 232 | 305 | .761 | 1,164 | 14.7 |
| 29. | Tony Dawson | 1988-89 | 60 | 453 | 852 | .532 | 26 | 88 | .295 | 229 | 313 | .732 | 1,161 | 19.4 |
| 30. | Gary Schull | 1964-66 | 77 | 408 | 832 | .490 | | | | 326 | 472 | .691 | 1,142 | 14.8 |
| 31. | Corey Louis | 1995-98 | 107 | 447 | 925 | .483 | 1 | 4 | .250 | 232 | 371 | .625 | 1,127 | 10.5 |
| 32. | Lawrence McCray | 1972-74 | 84 | 492 | 896 | .549 | | | | 127 | 223 | .570 | 1,111 | 13.2 |
| 33. | Larry Warren | 1974-76 | 78 | 473 | 1069 | .442 | | | | 162 | 212 | .764 | 1,108 | 14.2 |
| 34. | Michael Polite | 1988-91 | 99 | 381 | 711 | .536 | 11 | 32 | .344 | 297 | 450 | .660 | 1,070 | 10.8 |
| 35. | Mitchell Wiggins | 1982-83 | 46 | 439 | 798 | .550 | | | | 189 | 249 | .759 | 1,067 | 23.2 |
| 36. | Pee Wee Barber | 1986-87 | 59 | 395 | 802 | .493 | 72 | 161 | .447 | 200 | 254 | .787 | 1,062 | 18.0 |
| 37. | Rodney Dobard | 1990-93 | 123 | 456 | 779 | .585 | 0 | 3 | .000 | 146 | 243 | .601 | 1,058 | 8.6 |
| 38. | Isaiah Swann | 2005-08 | 120 | 369 | 835 | .442 | 172 | 456 | .377 | 143 | 188 | .761 | 1,053 | 8.8 |
| 39. | Tim Pickett | 2003-04 | 62 | 352 | 864 | .407 | 194 | 529 | .367 | 140 | 172 | .814 | 1,038 | 16.7 |
| 40. | LaMarr Greer | 1995-98 | 117 | 364 | 873 | .417 | 123 | 380 | .324 | 171 | 255 | .671 | 1,022 | 8.7 |
| 41. | Tom McLaughlin | 1949-52 | 92 | 409 | | | | | | 201 | | | 1,019 | 11.1 |
| 42. | Wayne Smalls | 1974-77 | 104 | 457 | 1007 | .454 | | | | 102 | 135 | .756 | 1,016 | 9.8 |
| 43. | Ray Swain | 1960-62 | 72 | 403 | 793 | .508 | | | | 194 | 304 | .638 | 1,000 | 13.9 |
| 44. | Anthony Richardson | 2002-05 | 119 | 352 | 815 | .432 | 63 | 207 | .304 | 223 | 289 | .772 | 990 | 8.3 |
| 45. | Jerome Fitchett | 1985-88 | 118 | 388 | 675 | .575 | 26 | 57 | .456 | 175 | 236 | .742 | 977 | 8.3 |
| | Ian Miller | 2011-14 | 108 | 324 | 807 | .401 | 146 | 409 | .357 | 183 | 227 | .806 | 977 | 9.0 |
| 47. | Tony William | 1982-84 | 84 | 428 | 906 | .472 | | | | 113 | 154 | .734 | 969 | 11.5 |
| 48. | Randell Jackson | 1996-98 | 86 | 378 | 797 | .474 | 14 | 51 | .275 | 193 | 295 | .654 | 963 | 11.2 |
| 49. | Chris Singleton | 2009-11 | 94 | 330 | 785 | .420 | 103 | 312 | .330 | 196 | 330 | .594 | 959 | 10.2 |
| 50. | Eugene Harris | 1974-76,78 | 107 | 395 | 795 | .497 | | | | 166 | 229 | .725 | 956 | 8.9 |
| 51. | Kris Anderson | 1977-79,81 | 107 | 371 | 633 | .586 | | | | 205 | 271 | .756 | 947 | 8.9 |
| 52. | Michael Joiner | 2001-04 | 120 | 368 | 825 | .446 | 92 | 255 | .361 | 117 | 181 | .646 | 945 | 7.9 |
| 53. | Greg Grady | 1973-76 | 100 | 401 | 708 | .566 | | | | 137 | 220 | .623 | 939 | 9.4 |
| 54. | Elvis Rolle | 1980-81 | 59 | 365 | 629 | .580 | | | | 193 | 337 | .573 | 923 | 15.6 |
| 55. | Uche Echefu | 2006-09 | 131 | 294 | 672 | .438 | 66 | 213 | .310 | 264 | 331 | .798 | 918 | 7.0 |
| 56. | Jerry Shirley | 1963-65 | 73 | 378 | 794 | .476 | | | | 161 | 198 | .813 | 917 | 12.6 |
| 57. | Alexander Johnson | 2004-06 | 92 | 306 | 589 | .520 | 12 | 39 | .308 | 276 | 414 | .667 | 900 | 9.8 |
| 58. | Charlie Long | 1961-63 | 69 | 370 | 790 | .468 | | | | 157 | 231 | .680 | 897 | 13.0 |
| 59. | Tat Hunter | 1986-89 | 117 | 395 | 707 | .559 | 0 | 1 | .000 | 95 | 184 | .516 | 885 | 7.6 |
| 60. | Deividas Dulkys | 2009-12 | 131 | 299 | 799 | .384 | 203 | 572 | .355 | 75 | 106 | .708 | 876 | 6.7 |
| 61. | Carlton Byrd | 1974-77 | 105 | 341 | 692 | .493 | | | | 186 | 249 | .747 | 868 | 8.3 |
| 62. | Skip Young | 1969-71 | 74 | 360 | 817 | .441 | | | | 142 | 195 | .728 | 862 | 11.6 |
| 63. | Rowland Garrett | 1970-72 | 76 | 335 | 770 | .479 | | | | 177 | 250 | .708 | 847 | 11.1 |
| 64. | Rick Benson | 1952-55 | 83 | 328 | 1104 | .297 | | | | 181 | | | 837 | 10.1 |
| 65. | Otis Cole | 1972-74 | 84 | 364 | 798 | .456 | | | | 97 | 134 | .724 | 825 | 9.8 |
| 66. | Dick Artmeier | 1953-56 | 80 | 296 | | | | | | 229 | | | 821 | 10.3 |
| 67. | Irv Thomas | 1989-90 | 61 | 317 | 643 | .493 | 0 | 5 | .000 | 181 | 255 | .710 | 815 | 13.4 |
| 68. | Terrell Baker | 1998-99 | 61 | 271 | 585 | .463 | 76 | 237 | .321 | 189 | 246 | .768 | 807 | 13.2 |
| 69. | Derwin Kitchen | 2009-11 | 90 | 280 | 605 | .463 | 61 | 180 | .339 | 167 | 232 | .720 | 788 | 8.8 |
| 70. | Aubry Boyd | 1988-91 | 116 | 265 | 681 | .389 | 93 | 292 | .318 | 156 | 222 | .703 | 779 | 6.7 |
| 71. | Darrel Stewart | 1966-68 | 78 | 289 | 622 | .465 | | | | 192 | 281 | .683 | 770 | 9.9 |
| 72. | Ralph Mims | 2005-08 | 128 | 222 | 567 | .392 | 89 | 254 | .350 | 226 | 284 | .796 | 759 | 5.9 |
| 73. | Kirk Luchman | 1994-97 | 111 | 288 | 538 | .535 | 0 | 0 | .000 | 176 | 258 | .682 | 752 | 6.8 |
| 74. | Monty Cummings | 2001-02 | 57 | 260 | 524 | .496 | 16 | 50 | .320 | 209 | 279 | .749 | 745 | 13.1 |
| 75. | Maurice Myrick | 1982-85 | 116 | 286 | 610 | .469 | | | | 169 | 254 | .665 | 741 | 6.4 |
| 76. | Charlie Ward | 1991-94 | 91 | 263 | 596 | .441 | 74 | 229 | .323 | 140 | 220 | .636 | 740 | 8.1 |
| 77. | Vince Martello | 1983-84 | 53 | 302 | 567 | .533 | | | | 130 | 168 | .774 | 734 | 13.8 |
| | LaRae Davis | 1986-87 | 55 | 279 | 548 | .509 | 80 | 175 | .457 | 96 | 123 | .780 | 734 | 13.3 |
| 79. | Aaron Thomas | 2012-Pr. | 80 | 245 | 558 | .439 | 48 | 146 | .329 | 188 | 242 | .777 | 726 | 10.4 |
| 80. | Todd Galloway | 2003-06 | 123 | 236 | 566 | .417 | 92 | 256 | .359 | 158 | 245 | .645 | 722 | 5.9 |
| 81. | Adrian Crawford | 1999-01 | 75 | 244 | 658 | .371 | 135 | 375 | .360 | 85 | 134 | .634 | 708 | 9.4 |
| 82. | Solomon Alabi | 2008-10 | 76 | 270 | 506 | .534 | 0 | 1 | .000 | 164 | 220 | .745 | 704 | 9.3 |
| 83. | Zach Perkins | 1973-76 | 82 | 293 | 626 | .468 | | | | 117 | 188 | .622 | 703 | 8.6 |
| 84. | Bill Peacock | 1964-66 | 75 | 275 | 574 | .479 | | | | 141 | 195 | .723 | 691 | 9.2 |
| 85. | Gary Wold | 1953-56 | 78 | | | | | | | 209 | 271 | .771 | 689 | 8.8 |
| 86. | Adam Waleskowski | 2002-05 | 122 | 255 | 582 | .438 | 48 | 127 | .378 | 130 | 174 | .747 | 688 | 5.6 |
| 87. | Damous Anderson | 1999-00 | 50 | 267 | 489 | .546 | 54 | 131 | .412 | 95 | 142 | .669 | 683 | 13.7 |
| 88. | Antwan Dixon | 1999-02 | 109 | 235 | 533 | .441 | 83 | 243 | .342 | 125 | 179 | .698 | 678 | 6.2 |



FLORIDA STATE®

ALL-TIME SCORING

| Rank | Name | Years | GP | FGM | FGA | Pct. | 3FGM | 3FGA | Pct. | FTM | FTA | Pct. | Points | Avg. |
|------|-------------------------|-----------------|-----------|------------|------------|-------------|-----------|------------|-------------|------------|------------|-------------|------------|------------|
| 89. | Bernard James | 2011-12 | 69 | 274 | 427 | .627 | | | | 123 | 233 | .528 | 671 | 9.7 |
| 90. | Bobby Parks | 1978-81 | 97 | 244 | 521 | .468 | | | | 156 | 213 | .732 | 644 | 6.6 |
| 91 | Willie Williams | 1969-70 | 52 | 268 | 482 | .556 | | | | 107 | 184 | .582 | 643 | 12.4 |
| | Jan Gies | 1968-70 | 78 | 245 | 428 | .572 | | | | 153 | 206 | .743 | 643 | 8.2 |
| 93. | Bob Whitmer | 1951-52 | 50 | 233 | | | | | | 176 | 253 | .696 | 642 | 12.8 |
| 94. | Tony Jackson | 1977-80 | 108 | 256 | 672 | .381 | | | | 117 | 214 | .547 | 629 | 5.8 |
| 95. | Ryan Reid | 2007-10 | 126 | 236 | 477 | .495 | 1 | 1 | 1.000 | 151 | 250 | .604 | 624 | 5.0 |
| 96. | Vernell Elizy | 1970-71 | 52 | 240 | 477 | .503 | | | | 142 | 212 | .670 | 622 | 12.0 |
| 97. | Jerry Westhafer | 1951-54 | 62 | 261 | | | | | | 98 | | | 620 | 10.0 |
| 98. | Von Wafer | 2004-05 | 61 | 214 | 528 | .405 | 108 | 296 | .365 | 79 | 118 | .669 | 615 | 10.1 |
| 99. | Otto Petty | 1971-73 | 82 | 227 | 530 | .428 | | | | 151 | 211 | .716 | 605 | 7.4 |
| | Xavier Gibson | 2009-12 | 124 | 237 | 485 | .489 | 12 | 48 | .250 | 119 | 189 | .630 | 605 | 4.9 |
| 101. | Dean Shaffer | 1984-85 | 59 | 253 | 497 | .509 | | | | 94 | 136 | .691 | 600 | 10.2 |
| 102. | Andrew Wilson | 2001-06 | 129 | 188 | 481 | .391 | 110 | 300 | .367 | 111 | 145 | .766 | 597 | 4.6 |
| 103. | Luke Loucks | 2009-12 | 136 | 193 | 504 | .383 | 88 | 271 | .325 | 121 | 178 | .680 | 595 | 4.4 |
| 104. | Pete Roge | 1963-65 | 53 | 239 | 508 | .470 | | | | 111 | 166 | .669 | 589 | 11.1 |
| 105. | Ron Harris | 1970-72 | 84 | 234 | 553 | .423 | | | | 110 | 153 | .719 | 578 | 6.9 |
| 106. | Kerry Thompson | 1997-98 | 64 | 207 | 540 | .383 | 50 | 168 | .298 | 98 | 143 | .685 | 562 | 8.8 |
| 107. | James Bozeman | 1978-82 | 71 | 227 | 478 | .475 | | | | 85 | 143 | .594 | 539 | 7.6 |
| 108. | Michael Johnson | 1982-84 | 68 | 195 | 395 | .494 | | | | 147 | 210 | .700 | 537 | 7.9 |
| 109. | Bill Glenn | 1966-67 | 49 | 241 | 521 | .463 | | | | 52 | 66 | .788 | 534 | 10.9 |
| 110. | Dick Danford | 1966-68 | 73 | 207 | 415 | .499 | | | | 113 | 183 | .617 | 527 | 7.2 |
| 111. | Devon Bookert | 2013-Pr. | 70 | 167 | 377 | .443 | 76 | 163 | .466 | 115 | 144 | .799 | 525 | 7.5 |
| 112. | Jack Davis | 1960-62 | 71 | 153 | 439 | .349 | | | | 191 | 275 | .695 | 497 | 7.0 |
| 113. | Pete Gonzalez | 1963-65 | 67 | 170 | 403 | .422 | | | | 155 | 217 | .714 | 495 | 7.4 |
| 114. | Larry Strom | 1957-58 | 51 | 191 | 414 | .461 | | | | 112 | 159 | .704 | 494 | 9.7 |
| 115. | Bob Hartman | 1951 | 27 | 193 | 477 | .405 | 107 | | | | | | 493 | 18.3 |
| 116. | Raleigh Choice | 1986-87 | 54 | 190 | 371 | .512 | 0 | 2 | .000 | 95 | 128 | .742 | 475 | 8.8 |
| 117. | Nigel Dixon | 2000-02 | 85 | 185 | 384 | .482 | 0 | 0 | .000 | 103 | 219 | .470 | 473 | 5.6 |
| 118. | Andre Reid | 1991-95 | 121 | 186 | 404 | .460 | 0 | 2 | .000 | 100 | 184 | .543 | 472 | 3.9 |
| 119. | Jim Liteky | 1958-59 | 48 | 166 | 470 | .353 | | | | 135 | 180 | .750 | 467 | 9.7 |
| 120. | Tom Garcia | 1955-58 | 71 | 151 | 499 | .303 | | | | 151 | 205 | .737 | 453 | 6.4 |
| 121. | Lee Benjamin | 1949-50 | 48 | 197 | | | | | | 57 | | | 451 | 9.4 |
| | David Speights | 1982-85 | 90 | 170 | 361 | .471 | | | | 111 | 180 | .617 | 451 | 5.0 |
| 123. | Hank Mann | 1975-79 | 86 | 194 | 424 | .458 | | | | 60 | 124 | .484 | 448 | 5.2 |
| | Mike Mathews | 2001-04 | 115 | 175 | 380 | .461 | | | | 98 | 163 | .601 | 448 | 3.9 |
| 125. | Bill Weigel | 1949-50 | 48 | 158 | | | | | | 128 | | | 444 | 9.3 |
| 126. | Dale Klay | 1968-69 | 52 | 193 | 418 | .462 | | | | 52 | 70 | .743 | 438 | 8.4 |
| 127. | Granville Arnold | 1983-85 | 63 | 141 | 276 | .511 | | | | 154 | 189 | .815 | 436 | 6.9 |
| 128. | Don Bates | 1959 | 23 | 179 | 495 | .362 | | | | 76 | 101 | .752 | 434 | 18.9 |
| 129. | Oliver Simmons | 1998-00 | 82 | 171 | 373 | .458 | 9 | 26 | .346 | 80 | 137 | .584 | 431 | 5.3 |
| 130. | Bobby Lovell | 1963-65 | 67 | 176 | 356 | .494 | | | | 74 | 116 | .638 | 426 | 6.4 |
| 131. | Burt Deckel | 1958 | 25 | 163 | 457 | .357 | | | | 99 | 134 | .739 | 425 | 17.0 |
| 132. | Ron Malmen | 1965-66 | 40 | 177 | 424 | .417 | | | | 69 | 88 | .784 | 423 | 10.6 |
| 133. | Bobby Waits | 1955-57 | 56 | 150 | 398 | .377 | | | | 117 | 153 | .765 | 417 | 7.4 |
| 134. | Rufus Ashworth | 1960-62 | 62 | 164 | 454 | .361 | | | | 85 | 124 | .685 | 413 | 6.7 |
| 135. | Derrick Carroll | 1993-95 | 60 | 147 | 353 | .416 | | | | 40 | 57 | .702 | 411 | 6.9 |
| 136. | Montay Brandon | 2013-Pr. | 69 | 14 | 337 | .418 | 18 | 67 | .269 | 105 | 180 | .583 | 405 | 5.9 |
| 137. | Randy Cable | 1968-70 | 76 | 149 | 324 | .460 | | | | 106 | 139 | .763 | 404 | 5.3 |
| 138. | Bob Williams | 1955-57 | 72 | 150 | 384 | .391 | | | | 101 | 175 | .577 | 401 | 5.6 |
| 139. | Dick Kendall | 1949-50 | 43 | 157 | | | | | | 86 | | | 400 | 8.9 |
| 140. | Oren Gilmore | 1981-82 | 56 | 158 | 310 | .510 | | | | 79 | 38 | .572 | 395 | 7.1 |
| 141. | Jim Savage | 1958-60 | 70 | 146 | 491 | .297 | | | | 91 | 167 | .545 | 383 | 5.5 |
| 142. | Duane Gordon | 1952-54 | 56 | 159 | | | | | | 64 | | | 382 | 6.8 |
| 143. | Geoff Brower | 1995-98 | 63 | 134 | 305 | .439 | 58 | 168 | .345 | 51 | 74 | .689 | 377 | 6.0 |
| 144. | Terrance Shannon | 2010-13 | 72 | 138 | 304 | .454 | 0 | 0 | .000 | 98 | 168 | .583 | 374 | 5.2 |
| 145. | Trevor Harvey | 2002-03 | 57 | 141 | 245 | .576 | 0 | 0 | .000 | 79 | 141 | .560 | 361 | 6.3 |
| 146. | Rodney Arnold | 1980-81 | 49 | 121 | 304 | .398 | | | | 116 | 156 | .744 | 358 | 7.3 |
| 147. | Joe Farrar | 1984-85 | 55 | 153 | 309 | .495 | | | | 50 | 66 | .758 | 356 | 6.5 |
| 148. | Derrick Mitchell | 1988-89 | 58 | 121 | 252 | .480 | 1 | 2 | .500 | 112 | 180 | .622 | 355 | 6.1 |
| 149. | John Richter | 1959-60 | 39 | 133 | 320 | .416 | | | | 77 | 136 | .566 | 343 | 8.8 |
| | Dale Ricketts | 1961-63 | 41 | 120 | | | | | | 103 | 147 | .701 | 343 | 8.4 |
| 151. | Jim Lyttle | 1966 | 26 | 117 | 259 | .452 | | | | 88 | 116 | .759 | 322 | 12.4 |
| 152. | Larry Dickson | 1948-51 | 71 | 114 | | | | | | 92 | | | 320 | 4.5 |
| 153. | Nate Johnson | 2003-04 | 62 | 103 | 271 | .380 | 72 | 184 | .391 | 35 | 55 | .636 | 313 | 5.0 |
| 154. | Maurice Robinson | 1993-94 | 59 | 126 | 238 | .529 | 0 | 0 | .000 | 55 | 98 | .561 | 307 | 5.2 |
| | Scott Shepherd | 1993-96 | 87 | 86 | 241 | .357 | 46 | 135 | .341 | 89 | 20 | .742 | 307 | 3.5 |
| 156. | Boris Bojanovsky | 2013-Pr. | 69 | 112 | 195 | .574 | | | | 82 | 117 | .701 | 306 | 4.4 |
| 157. | Dan Boltz | 1958-59 | 48 | 113 | 327 | .346 | | | | 77 | 132 | .583 | 303 | 6.3 |
| 158. | Cal Hugel | 1963-64 | 49 | 128 | 327 | .391 | | | | 41 | 66 | .621 | 297 | 6.1 |
| 159. | Ian Morrison | 1967 | 26 | 117 | 303 | .386 | | | | 62 | 81 | .765 | 296 | 11.4 |
| 160. | Ed Chatman | 1979 | 29 | 122 | 270 | .452 | | | | 51 | 80 | .638 | 295 | 10.2 |
| 161. | Ken Macklin | 1969-70 | 34 | 119 | 264 | .451 | | | | 55 | 65 | .846 | 293 | 8.6 |
| 162. | Ken Leakey | 1964-66 | 61 | 106 | 268 | .396 | | | | 75 | 91 | .824 | 287 | 4.7 |
| 163. | Lou Fischer | 1950-52 | 48 | 118 | | | | | | 48 | | | 284 | 5.9 |
| 164. | Stu Gregory | 1956-58 | 50 | 117 | | | | | | 48 | 87 | .552 | 282 | 5.6 |
| 165. | Jim Smith | 1976-78 | 71 | 111 | 233 | .476 | | | | 52 | 80 | .650 | 274 | 3.9 |
| 166. | Dale Reeves | 1962-63 | 41 | 101 | 187 | .540 | | | | 69 | 122 | .566 | 271 | 6.6 |
| 167. | Jerel Allen | 2006-07 | 65 | 101 | 250 | .404 | 45 | 125 | .360 | 23 | 36 | .639 | 270 | 4.2 |
| 168. | Avery Curry | 1995-96 | 51 | 84 | 252 | .333 | 38 | 120 | .317 | 54 | 87 | .621 | 260 | 5.1 |
| 169. | Greg Samuel | 1971-72 | 45 | 92 | 214 | .430 | | | | 70 | 92 | .761 | 254 | 5.6 |
| 170. | Pernell Tookes | 1979-82 | 69 | 100 | 230 | .435 | | | | 49 | 65 | .754 | 249 | 3.6 |
| 171. | Bob Ward | 1956-57 | 46 | 102 | 288 | .354 | | | | 44 | 73 | .603 | 248 | 5.4 |
| 172. | Benny Clyde | 1973 | 19 | 111 | 216 | .514 | | | | 25 | 37 | .676 | 247 | 3.0 |
| 173. | Byron Wells | 1989-93 | 73 | 102 | 195 | .523 | 9 | 38 | .237 | 33 | 59 | .559 | 246 | 3.4 |
| 174. | Larry Gay | 1971-73 | 64 | 102 | 216 | .472 | | | | 35 | 64 | .547 | 239 | 3.7 |
| 175. | Diego Romero | 2005-06 | 61 | 79 | 147 | .537 | 14 | 33 | .424 | 62 | 100 | .620 | 234 | 3.8 |
| 176. | Jordan DeMercy | 2008-10 | 87 | 84 | 204 | .412 | 17 | 67 | .254 | 43 | 69 | .623 | 228 | 2.6 |



FLORIDA STATE®

ALL-TIME SCORING

| Rank | Name | Years | GP | FGM | FGA | Pct. | 3FGM | 3FGA | Pct. | FTM | FTA | Pct. | Points | Avg |
|------|----------------------|-----------------|-----------|-----------|------------|-------------|----------|-----------|-------------|-----------|-----------|-------------|------------|------------|
| 177. | Dick Trobaugh | 1950-51 | 46 | 86 | | | | | | 53 | 75 | .707 | 225 | 4.9 |
| 178. | Lorenzo Hands | 1989-91, 93 | 96 | 86 | 212 | .406 | 12 | 42 | .286 | 38 | 66 | .576 | 222 | 2.3 |
| 179. | Bud Scott | 1951 | 27 | 91 | | | | | | 36 | | | 218 | 8.1 |
| | Brad Johnson | 1988-89 | 56 | 73 | 141 | .518 | 15 | 42 | .357 | 57 | 65 | .877 | 218 | 3.9 |
| 181. | Herbie Allen | 1976 | 26 | 89 | 169 | .527 | | | | 37 | 50 | .740 | 215 | 8.3 |
| 182. | Karim Shabazz | 1998-99 | 37 | 75 | 146 | .514 | 0 | 0 | .000 | 60 | 128 | .469 | 210 | 5.7 |
| 183. | Terry Whisnant | 2011-13 | 55 | 71 | 183 | .388 | 43 | 130 | .331 | 24 | 27 | .889 | 209 | 3.8 |
| 184. | Casaan Breeden | 2006-08 | 66 | 76 | 171 | .444 | 18 | 58 | .310 | 38 | 51 | .745 | 208 | 3.2 |
| 185. | David White | 1988-91 | 113 | 83 | 172 | .483 | 9 | 26 | .346 | 32 | 99 | .323 | 207 | 1.8 |
| 186. | Otis Johnson | 1973 | 26 | 86 | 172 | .500 | | | | 27 | 47 | .574 | 199 | 7.7 |
| | Tom Burst | 1952-55 | 62 | 75 | | | | | | 49 | | | 199 | 3.2 |
| 188. | John Burt | 1969-71 | 55 | 84 | 212 | .396 | | | | 28 | 54 | .519 | 196 | 3.6 |
| 189. | Tony Karasek | 1986-87 | 38 | 76 | 162 | .469 | 0 | 0 | .000 | 36 | 60 | .600 | 188 | 4.9 |
| 190. | Kiel Turpin | 2013-Pr. | 34 | 70 | 137 | .511 | 0 | 2 | .000 | 44 | 63 | .698 | 184 | 5.4 |
| 191. | Bill Kratzert | 1948-49 | 20 | 65 | | | | | | 53 | | | 183 | 9.2 |
| 192. | Bud Marsee | 1951-52 | 25 | 75 | | | | | | 31 | | | 181 | 7.2 |
| | Wally Dale | 1962-63 | 36 | 78 | 181 | .431 | | | | 25 | 38 | .658 | 181 | 5.0 |
| 194. | David Shaffer | 1986 | 23 | 68 | 144 | .472 | | | | 41 | 58 | .707 | 177 | 7.7 |
| | Ken Doyle | 1966-68 | 53 | 61 | 131 | .466 | | | | 55 | 88 | .625 | 177 | 3.3 |
| | Jon Kreft | 2011-12 | 60 | 67 | 143 | .469 | 0 | 0 | .000 | 43 | 72 | .597 | 177 | 3.0 |
| 197. | Bobby Ek | 1962-64 | 56 | 70 | 158 | .443 | | | | 29 | 50 | .580 | 169 | 3.0 |
| 198. | Fred Twomey | 1955-57 | 53 | 51 | 172 | .297 | | | | 65 | 112 | .580 | 167 | 3.2 |
| 199. | Charlie Tinsley | 1959 | 21 | 68 | 146 | .466 | | | | 27 | 61 | .443 | 163 | 7.8 |
| 200. | Orlando Wymann | 1948-51 | 65 | 60 | | | | | | 42 | | | 162 | 2.5 |
| 201. | Faurest Coogle | 1961-63 | 36 | 53 | 114 | .465 | | | | 53 | 88 | .602 | 159 | 4.4 |
| 202. | Tim Edney | 1960-62 | 46 | 46 | 119 | .387 | | | | 66 | 106 | .623 | 158 | 3.4 |
| | Bob Pence | 1949-53 | 65 | 59 | | | | | | 40 | | | 158 | 2.4 |
| 204. | Bill Phillips | 1964-66 | 55 | 54 | 128 | .422 | | | | 49 | 144 | .340 | 156 | 2.8 |
| 205. | Robert Gilchrist | 2013-14 | 61 | 68 | 153 | .444 | 4 | 17 | .235 | 14 | 39 | .359 | 154 | 2.5 |
| 206. | Dave Ross | 1967-68 | 48 | 45 | 128 | .352 | | | | 65 | 100 | .650 | 155 | 3.2 |
| 207. | Art Adams | 1949 | 23 | 64 | 15 | | | | | | | | 143 | 6.2 |
| 208. | Jim Pavy | 1948-49 | 34 | 53 | 35 | | | | | | | | 141 | 4.1 |
| | Bobby Miles | 1982-84 | 65 | 53 | 121 | .438 | | | | 35 | 54 | .648 | 141 | 2.2 |
| 210. | Raphael Phillip | 1982-83 | 48 | 50 | 118 | .424 | | | | 36 | 60 | .600 | 136 | 2.8 |
| 211. | Brian Murphy | 1965-67 | 67 | 39 | 121 | .322 | | | | 57 | 87 | .655 | 135 | 2.0 |
| 212. | Chad Copeland | 1990-91 | 41 | 29 | 95 | .305 | 15 | 45 | .333 | 61 | 81 | .753 | 134 | 3.3 |
| 213. | Bob DePathy | 1968 | 27 | 53 | 123 | .431 | | | | 24 | 40 | .600 | 130 | 4.8 |
| 214. | Fred Woodward | 1958-60 | 30 | 53 | 125 | .424 | | | | 23 | 25 | .920 | 129 | 4.3 |
| 215. | Tom Dellahan | 1953-54 | 31 | 49 | | | | | | 26 | | | 124 | 4.0 |
| 216. | Bill Cotton | 1960-61 | 17 | 47 | | | | | | 29 | 37 | .784 | 123 | 7.2 |
| 217. | Jim Tom Richardson | 1952-53 | 24 | 49 | 159 | .308 | | | | 22 | 39 | .564 | 120 | 5.0 |
| | Devonaire Deas | 1997-98 | 52 | 43 | 116 | .371 | 10 | 33 | .303 | 24 | 39 | .615 | 120 | 2.3 |
| 219. | Ernest Williams | 1948 | 13 | 36 | | | | | | 38 | | | 110 | 8.5 |
| | Irv Quinn | 1951-52 | 27 | 46 | | | | | | 18 | | | 110 | 4.1 |
| 221. | Michael Ojo | 2013-Pr. | 63 | 42 | 88 | .477 | | | | 24 | 58 | .414 | 108 | 1.7 |
| 222. | Jeff Peterson | 2012 | 34 | 42 | 99 | .424 | 6 | 27 | .222 | 17 | 31 | .548 | 107 | 3.1 |
| 223. | Emanuel Mathis | 1999-00 | 42 | 30 | 89 | .337 | 17 | 54 | .315 | 21 | 29 | .724 | 98 | 2.3 |
| 224. | Ken Bush | 1969 | 19 | 42 | 88 | .477 | | | | 13 | 21 | .619 | 97 | 5.1 |
| | Justin Mott | 1999-00 | 59 | 32 | 89 | .360 | 0 | 0 | .000 | 33 | 59 | .559 | 97 | 1.6 |
| | David Anderson | 2000-02 | 70 | 37 | 98 | .378 | 0 | 0 | .000 | 23 | 41 | .561 | 97 | 1.4 |
| 227. | Julian Vaughn | 2008 | 31 | 35 | 68 | .515 | 0 | 2 | .000 | 22 | 32 | .688 | 92 | 3.0 |
| 228. | Joe Williams | 1957-59 | 53 | 33 | 127 | .260 | 24 | 35 | | | | .686 | 90 | 1.7 |
| 229. | J.D. Bracy | 2002 | 22 | 32 | 95 | .337 | 14 | 51 | .275 | 11 | 16 | .688 | 89 | 4.0 |
| 230. | Ron Miller | 1990-92 | 44 | 29 | 66 | .439 | 15 | 33 | .455 | 15 | 22 | .682 | 88 | 2.0 |
| 231. | Derrick Myers | 1991 | 32 | 23 | 51 | .451 | 3 | 10 | .300 | 36 | 44 | .818 | 85 | 2.7 |
| 232. | Ted Hewitt | 1949-51 | 22 | 30 | | | | | | 21 | | | 81 | 3.7 |
| | Jarquez Smith | 2014-Pr. | 34 | 32 | 73 | .438 | 4 | 17 | .235 | 13 | 25 | .520 | 81 | 2.4 |
| 234. | Bob Chassee | 1974-75 | 33 | 33 | 57 | .579 | | | | 11 | 30 | .367 | 77 | 2.3 |
| 235. | Ralph Chaudron | 1948 | 17 | 28 | | | | | | 20 | | | 76 | 4.5 |
| | Joe Westhafer | 1957-58 | 35 | 25 | 73 | .342 | | | | 26 | 46 | .565 | 76 | 2.2 |
| 237. | Tim Wooden | 1995-96 | 36 | 32 | 58 | .552 | 1 | 2 | .500 | 9 | 18 | .500 | 74 | 2.1 |
| 238. | Dennis Burke | 1973-74 | 28 | 33 | 75 | .440 | | | | 5 | 6 | .833 | 71 | 2.5 |
| 239. | Reggie Meadows | 1983 | 8 | 27 | 62 | .435 | | | | 16 | 25 | .640 | 70 | 8.8 |
| | Charles Fairchild | 1965-66 | 28 | 21 | 66 | .318 | | | | 28 | 38 | .737 | 70 | 2.5 |
| | Matt Chlebek | 1998-00 | 60 | 22 | 73 | .301 | 15 | 45 | .333 | 11 | 16 | .688 | 70 | 1.2 |
| 242. | Ronnie Watson | 1982-84 | 52 | 22 | 73 | .301 | | | | 23 | 27 | .852 | 67 | 1.3 |
| 243. | Hosea Maxwell | 1948 | 12 | 28 | | | | | | 10 | | | 66 | 5.5 |
| | Carl Reynolds | 1968-69 | 29 | 24 | 72 | .333 | | | | 18 | 30 | .600 | 66 | 2.3 |
| 245. | Sheldon Hilaman | 1948-49 | 18 | 24 | | | | | | 17 | | | 65 | 3.6 |
| | Ronald Thompson | 1998-99 | 42 | 24 | 67 | .358 | 1 | 4 | .250 | 16 | 28 | .571 | 65 | 1.5 |
| | Ronald Nettles | 1948-51 | 56 | 25 | | | | | | 15 | | | 65 | 1.2 |
| 248. | Roger Freudenstein | 1960 | 8 | 25 | 68 | .368 | | | | 14 | 24 | .583 | 64 | 8.0 |
| | Ben McCrary | 1948 | 14 | 23 | | | | | | 18 | | | 64 | 4.6 |
| | Gentry Sparks | 1996-97 | 25 | 25 | 51 | .490 | 3 | 8 | .375 | 11 | 21 | .524 | 64 | 2.6 |
| 251. | Rodney Tucker | 2000 | 29 | 23 | 62 | .371 | 0 | 0 | .000 | 16 | 37 | .432 | 62 | 2.1 |
| 252. | Jerry Smith | 1960-61 | 27 | 25 | 70 | .357 | | | | 9 | 19 | .474 | 59 | 2.2 |
| 253. | Craig Mateer | 1986-87 | 42 | 23 | 63 | .365 | 2 | 14 | .143 | 10 | 20 | .500 | 58 | 1.4 |
| 254. | Jesse Salters | 1991 | 25 | 23 | 49 | .469 | 0 | 1 | .000 | 11 | 19 | .579 | 57 | 2.3 |
| 255. | Thomas Mabry | 1985-86 | 37 | 16 | 40 | .400 | | | | 24 | 33 | .727 | 56 | 1.5 |
| | Bob Casteel | 1957-58,60 | 41 | 17 | 72 | .236 | | | | 22 | 53 | .415 | 56 | 1.4 |
| 257. | Don Biggs | 1966 | 21 | 21 | 43 | .488 | | | | 13 | 18 | .722 | 55 | 2.6 |
| 258. | Jonathan Kerner | 1993-94 | 28 | 19 | 34 | .559 | 0 | 0 | .000 | 16 | 25 | .640 | 54 | 1.9 |
| | Tony Carter | 1985-87 | 34 | 22 | 55 | .400 | 0 | 1 | .000 | 10 | 14 | .714 | 54 | 1.6 |
| 260. | Brian Hoff | 2006-09 | 46 | 19 | 45 | .422 | 10 | 25 | .400 | 5 | 8 | .625 | 53 | 1.2 |
| 261. | Matt Zitani | 2006-08 | 42 | 21 | 50 | .420 | 7 | 20 | .350 | 3 | 5 | .600 | 52 | 1.2 |
| 262. | Ed Wursbach | 1954-56 | 31 | 18 | | | | | | 15 | | | 51 | 1.6 |
| | Donnie Kuhl | 1977-79,81 | 34 | 20 | 37 | .541 | | | | 11 | 17 | .647 | 51 | 1.5 |
| 264. | Benson Callier | 2003-04 | 30 | 16 | 48 | .333 | 6 | 13 | .462 | 10 | 16 | .625 | 48 | 1.6 |



FLORIDA STATE®

ALL-TIME SCORING

| Rank | Name | Years | GP | FGM | FGA | Pct. | 3FGM | 3FGA | Pct. | FTM | FTA | Pct. | Points | Avg. |
|------|----------------------|-----------------|-----------|----------|----------|-------------|----------|----------|--------------|----------|----------|--------------|-----------|------------|
| 265. | Kyle Mulligan | 1995-98 | 32 | 16 | 42 | .381 | 1 | 3 | .333 | 13 | 27 | .481 | 46 | 1.4 |
| 266. | Billy O'Steen | 1948 | 11 | 19 | | | | | | 6 | | | 44 | 4.0 |
| 267. | Ross Winter | 1963 | 13 | 18 | 50 | .360 | | | | 7 | 9 | .778 | 43 | 3.3 |
| 268. | Bud Whitehead | 1960 | 15 | 15 | 36 | .417 | | | | 12 | 17 | .706 | 42 | 2.8 |
| 269. | Dave Macomber | 1969-71 | 34 | 17 | 42 | .405 | | | | 7 | 16 | .438 | 41 | 1.2 |
| 270. | H.B. Marcum | 1953 | 9 | 13 | | | | | | 13 | | | 39 | 4.3 |
| 271. | Archie Aldridge | 1974 | 14 | 13 | 31 | .419 | | | | 13 | 16 | .813 | 39 | 2.8 |
| 272. | Wayne Patton | 1954-56 | 26 | 12 | | | | | | 13 | | | 37 | 1.4 |
| | Pierre Jordan | 2009-11 | 39 | 15 | 53 | .283 | 4 | 21 | .190 | 3 | 5 | .600 | 37 | 0.9 |
| 274. | Derek Groomes | 1981 | 18 | 11 | 27 | .407 | | | | 14 | 22 | .636 | 36 | 2.0 |
| 275. | Greg Collinworth | 1979-81 | 26 | 12 | 29 | .414 | | | | 9 | 12 | .750 | 33 | 1.3 |
| 276. | Jack Merriman | 1951 | 5 | 12 | | | | | | 6 | | | 30 | 6.0 |
| 277. | Andre Cooper | 1994 | 7 | 12 | 30 | .400 | 1 | 6 | .167 | 4 | 9 | .444 | 29 | 4.1 |
| 278. | Antonio Griffin | 2005 | 9 | 11 | 22 | .500 | 3 | 5 | .600 | 3 | 9 | .333 | 28 | 3.1 |
| | George Edmiston | 1950 | 14 | 5 | | | | | | 18 | | | 28 | 2.0 |
| | Cyrill Stitt | 1973-75 | 15 | 14 | 33 | .424 | | | | 0 | 1 | .000 | 28 | 1.9 |
| | Jerry Cox | 1978-80 | 21 | 7 | 22 | .318 | | | | 14 | 22 | .636 | 28 | 1.3 |
| 282. | Kelvin McClendon | 1996 | 9 | 9 | 28 | .321 | 2 | 6 | .333 | 7 | 15 | .467 | 27 | 3.0 |
| | Joey Barnes | 1988-90 | 28 | 11 | 33 | .333 | 2 | 13 | .154 | 3 | 8 | .375 | 27 | 1.0 |
| 284. | George Folliard | 1949-50 | 8 | 10 | | | | | | 5 | | | 25 | 3.1 |
| | Ray Donald | 1992 | 21 | 10 | 28 | .357 | 0 | 2 | .000 | 5 | 6 | .833 | 25 | 1.2 |
| 286. | Jim Hardesty | 1952 | 8 | 10 | 36 | .278 | | | | 4 | 7 | .571 | 24 | 3.0 |
| 287. | Marcell Haywood | 2001-03 | 48 | 8 | 15 | .533 | 0 | 0 | .000 | 7 | 20 | .350 | 23 | 0.5 |
| 288. | Joey Moreau | 2010-13 | 29 | 4 | 15 | .267 | 4 | 12 | .333 | 10 | 10 | 1.000 | 22 | 0.8 |
| 289. | Edwin Reeves | 1954 | 11 | 4 | | | | | | 13 | | | 21 | 1.9 |
| | Roy Glover | 1970-71 | 14 | 9 | 37 | .243 | | | | 3 | 10 | .300 | 21 | 1.5 |
| 291. | Nick Bryant | 1994 | 9 | 2 | 8 | .250 | 1 | 3 | .333 | 15 | 17 | .882 | 20 | 2.2 |
| 292. | Scott Wilkes | 1982-83 | 22 | 7 | 21 | .333 | | | | 4 | 8 | .500 | 18 | 0.8 |
| 293. | George Kallish | 1953 | 6 | 6 | | | | | | 5 | | | 17 | 2.8 |
| | Bill Archer | 1959 | 13 | 6 | 16 | .375 | | | | 5 | 8 | .625 | 17 | 1.3 |
| | Ryan Lowery | 2001-02 | 32 | 6 | 29 | .207 | 3 | 14 | .214 | 2 | 3 | .667 | 17 | 0.5 |
| 296. | Jim Wallace | 1964 | 6 | 7 | 10 | .700 | | | | 1 | 4 | .250 | 15 | 2.5 |
| | Jon Fedor | 1988 | 16 | 6 | 19 | .316 | 0 | 0 | .000 | 3 | 11 | .273 | 15 | 0.9 |
| 298. | Darryll Mahoney | 1956 | 9 | 6 | 12 | .500 | | | | 2 | 3 | .667 | 14 | 1.6 |
| 299. | Clyde Eads | 1961 | 4 | 5 | | | | | | 2 | 6 | .333 | 12 | 3.0 |
| | Jerry Ellenwood | 1952 | 5 | 5 | | | | | | 2 | | | 12 | 2.4 |
| | Tom Nissalke | 1954 | 7 | 4 | | | | | | 4 | | | 12 | 1.7 |
| | Ed Young | 1980-81 | 19 | 4 | 20 | .200 | | | | 4 | 9 | .444 | 12 | 0.6 |
| 303. | Malcolm Nicholas | 1991 | 6 | 3 | 7 | .429 | 1 | 2 | .500 | 4 | 9 | .444 | 11 | 1.8 |
| 304. | John Harrison | 1974-75 | 8 | 4 | 8 | .500 | | | | 2 | 7 | .286 | 10 | 1.3 |
| | Stephen Gruhl | 1992-93 | 11 | 4 | 11 | .364 | 0 | 0 | .000 | 2 | 5 | .400 | 10 | 0.9 |
| | Rafael Portuondo | 2011-13 | 16 | 3 | 8 | .375 | 1 | 2 | .500 | 2 | 4 | .500 | 10 | 0.6 |
| | Brandon Allen | 2013-Pr. | 14 | 3 | 5 | .600 | 2 | 2 | 1.000 | 2 | 2 | 1.000 | 10 | 0.7 |
| 308. | Larry Bulger | 1964 | 1 | 3 | 3 | | | | | 3 | 3 | 1.00 | 9 | 9.0 |
| | John Amick | 1972 | 11 | 3 | 10 | .300 | | | | 3 | 3 | 1.00 | 9 | 0.8 |
| | Josue Soto | 2007 | 13 | 4 | 11 | .364 | 0 | 4 | .000 | 1 | 4 | .250 | 9 | 0.7 |
| 311. | Chuck Miller | 1952 | 5 | 3 | | | | | | 2 | | | 8 | 1.6 |
| | Emanuel Gordon | 2003-04 | 9 | 3 | 5 | .600 | 2 | 3 | .667 | 0 | 0 | .000 | 8 | 0.9 |
| 313. | Mark Gilbert | 1975 | 6 | 2 | 2 | 1.00 | | | | 3 | 7 | .429 | 7 | 1.2 |
| | David Grabuloff | 1994 | 8 | 2 | 8 | .250 | 0 | 2 | .000 | 3 | 4 | .750 | 7 | 0.9 |
| | Antwan Space | 2012 | 10 | 3 | 11 | .273 | 0 | 3 | .000 | 1 | 1 | 1.000 | 7 | 0.7 |
| | Terry Martin | 1985 | 11 | 2 | 6 | .333 | | | | 3 | 3 | 1.00 | 7 | 0.6 |
| 317. | Bob Albertson | 1952 | 4 | 3 | | | | | | 0 | | | 6 | 1.5 |
| | Bob Wilcox | 1952 | 5 | 1 | | | | | | 4 | | | 6 | 1.2 |
| | Bob Cummings | 1950 | 6 | 2 | | | | | | 2 | | | 6 | 1.0 |
| | Dave Vetica | 1977 | 8 | 3 | 7 | .429 | | | | 0 | 4 | .000 | 6 | 0.8 |
| | Steve Summers | 1967 | 9 | 3 | 5 | .600 | | | | 0 | 1 | .000 | 6 | 0.7 |
| | Joell Hopkins | 2014 | 13 | 2 | 6 | .333 | 0 | 2 | .000 | 2 | 8 | .250 | 6 | 0.5 |
| 323. | Dwight Osha | 1950 | 1 | 2 | | | | | | 1 | | | 5 | 5.0 |
| | Adrian McPherson | 2002 | 3 | 1 | 2 | .500 | 1 | 1 | 1.00 | 2 | 2 | 1.00 | 5 | 1.7 |
| | John Bloodworth | 1966 | 7 | 2 | 12 | .167 | | | | 1 | 1 | 1.00 | 5 | 0.7 |
| | Andrew Rutledge | 2010-11 | 8 | 2 | 8 | .250 | 1 | 3 | .333 | 0 | 0 | .000 | 5 | 0.6 |
| | Jack Wilson | 1948 | 9 | 2 | | | | | | 1 | | | 5 | 0.6 |
| 328. | Dan Mady | 1950 | 1 | 2 | | | | | | 0 | | | 4 | 4.0 |
| | Brook Bishop | 1952 | 1 | 2 | | | | | | 0 | | | 4 | 4.0 |
| | Lenny Hall | 1967 | 1 | 2 | 2 | 1.00 | | | | 0 | 0 | .000 | 4 | 4.0 |
| | Billy Parker | 1948 | 3 | 1 | | | | | | 2 | | | 4 | 1.3 |
| | Gerald Smith | 1952 | 3 | 2 | | | | | | 0 | | | 4 | 1.3 |
| | Jay Nasworthy | 1994, 96 | 3 | 2 | 2 | 1.00 | 0 | 0 | .000 | 0 | 0 | .000 | 4 | 1.3 |
| | Ben Engstrom | 2005 | 5 | 2 | 3 | .667 | 0 | 0 | .000 | 0 | 0 | .000 | 4 | 0.8 |
| | Ramone Penny | 2004 | 6 | 0 | 2 | .000 | 0 | 1 | .000 | 4 | 6 | .667 | 4 | 0.7 |
| | David Brownyard | 1973-74 | 9 | 1 | 6 | .167 | | | | 2 | 3 | .667 | 4 | 0.4 |
| 337. | Mark Brodie | 1975 | 4 | 1 | 8 | .125 | | | | 1 | 1 | 1.00 | 3 | 0.8 |
| | Jordan Bolton | 2008 | 4 | 1 | 4 | .250 | 1 | 3 | .333 | 0 | 0 | .000 | 3 | 0.8 |
| | Jerry Hohne | 1959 | 5 | 1 | 4 | .250 | | | | 1 | 2 | .500 | 3 | 0.6 |
| | Marvin Haynes | 1980 | 5 | 1 | 4 | .250 | | | | 1 | 2 | .500 | 3 | 0.6 |
| | Lance Kimrey | 1969-70 | 6 | 0 | 4 | .000 | | | | 3 | 4 | .750 | 3 | 0.5 |
| | Bill Giswold | 1963 | 7 | 1 | 2 | .500 | | | | 1 | 4 | .250 | 3 | 0.4 |
| | Ben O'Donnell | 2008 | 8 | 1 | 4 | .250 | 1 | 3 | .333 | 0 | 0 | .000 | 3 | 0.4 |
| | Blake Miles | 1989-90 | 11 | 1 | 4 | .250 | 1 | 1 | 1.00 | 0 | 1 | .000 | 3 | 0.3 |
| | Nate Moran | 2001-03 | 15 | 0 | 9 | .000 | 0 | 6 | .000 | 3 | 4 | .750 | 3 | 0.2 |
| | Marquez White | 2014 | 6 | 1 | 2 | .500 | 1 | 2 | .500 | 0 | 0 | .000 | 3 | 0.5 |
| 347. | Howard Calhoun | 1948 | 1 | 1 | | | | | | 0 | | | 2 | 2.0 |
| | John Pierce | 1948 | 1 | 1 | | | | | | 0 | | | 2 | 2.0 |
| | Bob Gemming | 1964 | 1 | 1 | | | | | | 0 | 0 | .000 | 2 | 2.0 |
| | Sonny Detmer | 1965 | 1 | 1 | 2 | .500 | | | | 0 | 0 | .000 | 2 | 2.0 |
| | Bob Comparato | 1967 | 1 | 0 | 0 | .000 | | | | 2 | 2 | 1.00 | 2 | 2.0 |
| | Russ Forkey | 1967 | 1 | 1 | 5 | .200 | | | | 0 | 0 | .000 | 2 | 2.0 |



ALL-TIME SCORING

| Rank | Name | Years | GP | FGM | FGA | Pct. | 3FGM | 3FGA | Pct. | FTM | FTA | Pct. | Points | Avg. |
|------|-------------------|---------|----|-----|-----|-------|------|------|------|-----|-----|-------|--------|------|
| | Ron Nemergut | 1971 | 1 | 1 | 3 | .333 | | | | 0 | 1 | .000 | 2 | 2.0 |
| | Ron Ealy | 1978 | 1 | 0 | 3 | .000 | | | | 2 | 3 | .667 | 2 | 2.0 |
| | Calvin Collins | 1949 | 2 | 1 | | | | | | 0 | | | 2 | 1.0 |
| | Jim Geller | 1967 | 2 | 1 | 1 | 1.00 | | | | 0 | 0 | .000 | 2 | 1.0 |
| | Maurice Stanfill | 1949 | 3 | 0 | | | | | | 2 | | | 2 | 0.7 |
| | Tim Barrow | 1968 | 3 | 1 | 2 | .500 | | | | 0 | 0 | .000 | 2 | 0.7 |
| | Jeff Coleman | 1982 | 3 | 1 | 1 | 1.00 | | | | 0 | 0 | .000 | 2 | 0.7 |
| | Alton Sheffield | 1998 | 3 | 1 | 2 | .500 | 0 | 0 | .000 | 0 | 0 | .000 | 2 | 0.7 |
| | Brock Daniels | 1999 | 3 | 0 | 3 | .000 | 0 | 0 | .000 | 2 | 2 | 1.00 | 2 | 0.7 |
| | Eric Larson | 1986 | 4 | 0 | 3 | .000 | | | | 2 | 3 | .667 | 2 | 0.5 |
| | Aaron Morris | 1999 | 4 | 0 | 4 | .000 | 0 | 1 | .000 | 2 | 2 | 1.000 | 2 | 0.5 |
| | Chris Hull | 1999-00 | 5 | 1 | 4 | .250 | 0 | 1 | .000 | 0 | 0 | .000 | 2 | 0.4 |
| | Will Wightman | 2003 | 8 | 1 | 4 | .250 | 0 | 2 | .000 | 0 | 0 | .000 | 2 | 0.3 |
| | Gibson Pierre | 1998-99 | 11 | 1 | 1 | 1.000 | 0 | 0 | .000 | 0 | 0 | .000 | 2 | 0.2 |
| | A.J. Yawn | 2010-11 | 11 | 0 | 8 | .000 | 0 | 2 | .000 | 2 | 10 | .200 | 2 | 0.2 |
| 368. | Charlie Fellows | 1948-49 | 3 | 0 | | | | | | 1 | | | 1 | 0.3 |
| | Val Hinton | 1964 | 3 | 0 | 0 | .000 | | | | 1 | 1 | 1.000 | 1 | 0.3 |
| | Steve Bakich | 1984 | 3 | 0 | 0 | .000 | | | | 1 | 2 | .500 | 1 | 0.3 |
| | Levi Osborne | 2000 | 3 | 0 | 0 | .000 | 0 | 0 | .000 | 1 | 2 | .500 | 1 | 0.3 |
| | Bob McKay | 1949 | 4 | 0 | | | | | | 1 | | | 1 | 0.3 |
| | Booney Crawford | 1982 | 5 | 0 | 3 | .000 | | | | 1 | 2 | .500 | 1 | 0.2 |
| | Mike Kundid | 1976-77 | 7 | 0 | 7 | .000 | | | | 1 | 2 | .500 | 1 | 0.1 |
| 375. | Wendell Barnes | 1948 | 1 | 0 | | | | | | 0 | | | 0 | 0.0 |
| | Slick Edwards | 1948 | 1 | 0 | | | | | | 0 | | | 0 | 0.0 |
| | Ray Schoneck | 1948 | 1 | 0 | | | | | | 0 | | | 0 | 0.0 |
| | Don Williams | 1948 | 1 | 0 | | | | | | 0 | | | 0 | 0.0 |
| | Don Grant | 1948 | 1 | 0 | | | | | | 0 | | | 0 | 0.0 |
| | Bill Falzone | 1949 | 1 | 0 | | | | | | 0 | | | 0 | 0.0 |
| | Lee Corso | 1956 | 1 | 0 | 0 | .000 | | | | 0 | 0 | .000 | 0 | 0.0 |
| | Merle Bryant | 1957 | 1 | 0 | | | | | | 0 | | | 0 | 0.0 |
| | Charlie Rodgers | 1958 | 1 | 0 | 0 | | | | | 0 | | .000 | 0 | 0.0 |
| | Mohler Hobbs | 1959 | 1 | 0 | 0 | .000 | | | | 0 | 1 | .000 | 0 | 0.0 |
| | Denny Parker | 1969 | 1 | 0 | 0 | .000 | | | | 0 | 0 | .000 | 0 | 0.0 |
| | Tommy Polley | 1997 | 1 | 0 | 1 | .000 | 0 | 0 | .000 | 0 | 0 | .000 | 0 | 0.0 |
| | Eddie Vanderwerff | 2009 | 1 | 0 | 1 | .000 | 0 | 0 | .000 | 0 | 0 | .000 | 0 | 0.0 |
| | Bobby Roesch | 1948 | 2 | 0 | | | | | | 0 | | | 0 | 0.0 |
| | Boe Averitt | 1952 | 2 | 0 | | | | | | 0 | | | 0 | 0.0 |
| | Don Alford | 1955 | 2 | 0 | 1 | .000 | | | | 0 | 0 | .000 | 0 | 0.0 |
| | John Wood | 1956 | 2 | 0 | 0 | .000 | | | | 0 | 0 | .000 | 0 | 0.0 |
| | John Strasemeier | 1961 | 2 | 0 | 0 | | | | | 0 | | .000 | 0 | 0.0 |
| | Artie Fryer | 1972 | 2 | 0 | 1 | .000 | 0 | 1 | .000 | 0 | | | 0 | 0.0 |
| | Bill Wright | 1972 | 2 | 0 | 1 | .000 | | | | 0 | 0 | .000 | 0 | 0.0 |
| | Curtis Azama | 1994 | 2 | 0 | 1 | .000 | 0 | 0 | .000 | 0 | 0 | .000 | 0 | 0.0 |
| | Marcel Thomas | 1998 | 2 | 0 | 2 | .000 | 0 | 0 | .000 | 0 | 0 | .000 | 0 | 0.0 |
| | Andrew Skwara | 1999 | 2 | 0 | 0 | .000 | | | | 0 | 0 | .000 | 0 | 0.0 |
| | Rick Campbell | 1967 | 3 | 0 | 6 | .000 | | | | 0 | 0 | .000 | 0 | 0.0 |
| | Jim Calkin | 1972 | 3 | 0 | 0 | .000 | | | | 0 | 1 | .000 | 0 | 0.0 |
| | Scott Matchett | 1980-81 | 3 | 0 | 1 | .000 | | | | 0 | 0 | .000 | 0 | 0.0 |
| | Ansley Abraham | 1974 | 4 | 0 | 3 | .000 | | | | 0 | 0 | .000 | 0 | 0.0 |
| | Scott Porter | 1992-93 | 4 | 0 | 3 | .000 | 0 | 0 | .000 | 0 | 0 | .000 | 0 | 0.0 |
| | David MacPhee | 1987 | 5 | 0 | 5 | .000 | 0 | 1 | .000 | 0 | 1 | .000 | 0 | 0.0 |
| | Pete Murray | 2001 | 5 | 0 | 1 | .000 | 0 | 0 | .000 | 0 | 2 | .000 | 0 | 0.0 |
| | Steve Dillard | 1981 | 6 | 0 | 3 | .000 | | | | 0 | 0 | .000 | 0 | 0.0 |
| | Adam Krieg | 2002 | 8 | 0 | 1 | .000 | 0 | 0 | .000 | 0 | 0 | .000 | 0 | 0.0 |
| | Orenn Fells | 2003 | 8 | 0 | 1 | .000 | 0 | 0 | .000 | 0 | 5 | .000 | 0 | 0.0 |



FLORIDA STATE®

ALL-TIME LEADERS

ALL-TIME LEADERS BY CATEGORY

SCORING

Game:.....46...Ron King vs. Georgia Southern (Feb. 11, 1971)
 Season:.....751...Toney Douglas (2008-09)
 Freshman:.....380...Bob Sura (1991-92)
 Sophomore:.....675...Bob Sura (1992-93)
 Junior:.....635...Mickey Dillard (1979-80)
 Senior:.....751...Toney Douglas (2008-09)
 Career:.....2,130...Bob Sura (1991-95)

SCORING AVERAGE

Season:.....29.7...Jim Oler (1955-56)
 Freshman:.....12.8...Jim Lyttle (1965-66)
 Sophomore:.....22.7...Ron King (1970-71)
 Junior:.....23.8...Mitchell Wiggins (1981-82)
 Senior:.....29.7...Jim Oler (1955-56)
 Career:.....23.2...Mitchell Wiggins (1981-83)

REBOUNDS

Game:.....32...Rick Benson vs. Florida Southern (Jan. 7, 1955)
 Season:.....456...Dave Cowens (1967-68)
 Freshman:.....210...Corey Louis (1994-95)
 Sophomore:.....456...Dave Cowens (1967-68)
 Junior:.....437...Dave Cowens (1968-69)
 Senior:.....447...Rick Benson (1954-55)

REBOUNDING AVERAGE

Season:.....17.5...Dave Cowens (1968-69)
 Freshman:.....7.8...Corey Louis (1994-95)
 Sophomore:.....17.0...Dave Cowens (1967-68)
 Junior:.....17.5...Dave Cowens (1968-69)
 Senior:.....17.2...Dave Cowens (1969-70)
 Career:.....17.2...Dave Cowens (1967-70)

ASSISTS

Game:.....16...Otto Petty vs. South Alabama (Jan. 19, 1972)
 16...Tony William vs. Jacksonville (Feb. 12, 1983)
 Season:.....227...Otto Petty (1970-71)
 Freshman:.....181...Delvon Arrington (1998-99)
 Sophomore:.....227...Otto Petty (1970-71)
 Junior:.....184...Kerry Thompson (1996-97)
 Senior:.....215...Tony William (1983-84)
 Career:.....688...Delvon Arrington (1998-02)

STEALS

Game:.....9...Tony William vs. Memphis State (Feb. 26, 1983)
 9...Charlie Ward vs. South Carolina (March 2, 1991)
 9...Bob Sura vs. Georgia Tech (March 2, 1995)
 Season:.....97...Sam Cassell (1992-93)
 Freshman:.....71...Charlie Ward (1990-91)
 Sophomore:.....75...Charlie Ward (1991-92)
 Junior:.....90...Toney Douglas (2007-08)
 Senior:.....82...Tim Pickett (2003-04)
 Career:.....238...Charlie Ward (1990-94)

BLOCKED SHOTS

Game:.....9...Andre Reid vs. Bethune-Cookman (Dec. 5, 1993)
 9...Corey Louis vs. Maryland (Jan. 10, 1995)
 Season:.....111...Rodney Dobard (1992-93)
 Freshman:.....74...Corey Louis (1994-95)
 Sophomore:.....75...Solomon Alabi (2009-10)
 Junior:.....82...Bernard James (2010-2011)
 Senior:.....111...Rodney Dobard (1992-93)
 Career:.....240...Rodney Dobard (1989-93)

FIELD GOAL PERCENTAGE

Game:.....1,000...Tat Hunter at Tampa (Nov. 23, 1985) (10-10)
 1,000...Doug Edwards vs. UNCA (Jan. 2, 1992) (10-10)
 Season:.....691...Murray Brown (1978-79)
 Career:.....668...Murray Brown (1976-80)

FIELD GOALS MADE

Game:.....21...Ron King vs. Georgia Southern (Feb. 11, 1971)
 Season:.....262...Ron King (1970-71)
 Freshman:.....126...Chuck Graham (1989-90)
 Sophomore:.....262...Ron King (1970-71)
 Junior:.....260...Alton Lee Gipson (1983-84)
 Senior:.....244...Al Thornton (2006-07)
 Career:.....731...Bob Sura (1991-95)

FIELD GOALS ATTEMPTED

Game:.....37...Ham Wernke vs. Tampa (Feb. 14, 1953)
 Season:.....558...Ron King (1971-72)
 Freshman:.....270...James Collins (1993-94)
 Sophomore:.....533...Bob Sura (1992-93)
 Junior:.....558...Ron King (1971-72)
 Senior:.....536...Toney Douglas (2008-09)
 Career:.....1,626...Bob Sura (1991-95)

3-POINT FIELD GOALS MADE

Game:.....10...George McCloud at La Salle (Feb. 23, 1989)
 Season:.....115...George McCloud (1988-89)
 Freshman:.....43...Von Wafer (2003-04)
 Sophomore:.....73...Bob Sura (1992-93)
 Junior:.....84...Tim Pickett (2002-03)
 Senior:.....115...George McCloud (1988-89)
 Career:.....255...James Collins (1993-97)

3-POINT FIELD GOALS ATTEMPTED

Game:.....17...George McCloud at La Salle (Feb. 23, 1989)
 Season:.....270...Tim Pickett (2003-04)
 Freshman:.....132...Von Wafer (2003-04)
 Sophomore:.....220...Bob Sura (1992-93)
 Junior:.....259...Tim Pickett (2002-03)
 Senior:.....270...Tim Pickett (2003-04)
 Career:.....686...James Collins (1993-97)

FREE THROW PERCENTAGE

Game:.....1,000...Bob Sura vs. USF (Nov. 29, 1994) (16-16)
 Season:.....895...Ken Macklin (1969-70)
 Career:.....817...Granville Arnold (1983-85)

FREE THROWS MADE

Game:.....22...Jim Oler at Rollins (Jan. 31, 1955)
 22...Jim Oler vs. Morningside (Dec. 16, 1955)
 Season:.....310...Jim Oler (1955-56)
 Freshman:.....106...Alexander Johnson (2003-04)
 Sophomore:.....155...Hugh Durham (1956-57)
 Junior:.....221...Jim Oler (1954-55)
 Senior:.....310...Jim Oler (1955-56)
 Career:.....761...Jim Oler (1952-56)

FREE THROWS ATTEMPTED

Game:.....30...Jim Oler vs. Morningside (Dec. 16, 1955)
 Season:.....380...Jim Oler (1955-56)
 Freshman:.....157...Alexander Johnson (2003-04)
 Sophomore:.....213...Hugh Durham (1956-57)
 Junior:.....289...Jim Oler (1954-55)
 Senior:.....380...Jim Oler (1955-56)
 Career:.....975...Jim Oler (1952-56)

GAMES PLAYED

Season:.....36...Boris Bojanovsky (2013-14)
 36...Devon Bookert (2013-14)
 36...Montay Brandon (2013-14)
 36...Robert Gilchrist (2013-14)
 36...Aaron Thomas (2013-14)
 36...Okaro White (2013-14)
 Career:.....139...Okaro White (2011-14)

Consecutive
 Consecutive Games
 Played in a Career: ...139...Okaro White (2011-14)

GAMES STARTED

Season:.....36...Montay Brandon (2013-14)
 Career:.....117...Delvon Arrington (1999-02)
 Consecutive
 In a Career:.....110...Delvon Arrington (1999-02)



Rodney Dobard, one of the most athletic players in school history, is the all-time Seminole leader with 240 career blocked shots. He set the school record for blocked shots with 111 during the 1992-93 season. Dobard played on three consecutive NCAA Tournament teams during his career at Florida State.



FLORIDA STATE®

STATISTICS BY CLASS

FRESHMEN

TOTAL POINTS

| | | |
|----------------------|---------|-----|
| 1. Bob Sura | 1991-92 | 380 |
| 2. Chuck Graham | 1989-90 | 314 |
| 3. Alexander Johnson | 2003-04 | 312 |
| 4. James Collins | 1993-94 | 298 |
| 5. Corey Louis | 1994-95 | 295 |
| Solomon Alabi | 2008-09 | 295 |
| 7. Chris Singleton | 2008-09 | 282 |
| Michael Snaer | 2009-10 | 282 |
| 9. Michael Joiner | 2000-01 | 279 |

POINTS PER GAME

| | | |
|----------------------|---------|------|
| 1. Bob Sura | 1991-92 | 12.3 |
| 2. James Collins | 1993-94 | 11.0 |
| 3. Corey Louis | 1994-95 | 10.9 |
| 4. Chuck Graham | 1989-90 | 10.1 |
| 5. Alexander Johnson | 2003-04 | 9.5 |
| Randell Jackson | 1995-96 | 9.5 |
| 7. Michael Joiner | 2000-01 | 9.3 |

REBOUNDS

| | | |
|----------------------|---------|-----|
| 1. Corey Louis | 1994-95 | 210 |
| 2. Solomon Alabi | 2008-09 | 197 |
| 3. Michael Joiner | 2000-01 | 179 |
| 4. Chris Singleton | 2008-09 | 172 |
| 5. Randy Allen | 1983-84 | 148 |
| 6. Harry Davis | 1974-75 | 147 |
| 7. Kris Anderson | 1976-77 | 140 |
| 8. Alexander Johnson | 2003-04 | 138 |
| 9. David Speights | 1981-82 | 133 |
| 10. Tat Hunter | 1985-86 | 130 |

REBOUNDS PER GAME

| | | |
|--------------------|---------|-----|
| 1. Corey Louis | 1994-95 | 7.8 |
| 2. Michael Joiner | 2000-01 | 6.0 |
| 3. Harry Davis | 1974-75 | 5.7 |
| 4. Solomon Alabi | 2008-09 | 5.6 |
| 5. Randell Jackson | 1995-96 | 5.3 |
| 6. Kris Anderson | 1976-77 | 5.1 |
| 7. Randy Allen | 1983-84 | 4.9 |
| 8. Chris Singleton | 2008-09 | 4.9 |
| 9. David Speights | 1981-82 | 4.7 |
| 10. Tat Hunter | 1985-86 | 4.6 |

ASSISTS

| | | |
|-------------------------|----------------|-----------|
| 1. Delvon Arrington | 1998-99 | 181 |
| 2. Charlie Ward | 1990-91 | 103 |
| 3. Todd Galloway | 2002-03 | 97 |
| 4. Carlton Byrd | 1973-74 | 91 |
| 5. Devon Bookert | 2012-13 | 80 |
| 6. LaMarr Greer | 1994-95 | 78 |
| 7. Bob Sura | 1991-92 | 76 |
| 8. Luke Loucks | 2008-09 | 73 |
| 9. Eugene Harris | 1973-74 | 69 |
| 10. Devonaire Deas | 1996-97 | 66 |

STEALS

| | | |
|---------------------|---------|----|
| 1. Charlie Ward | 1990-91 | 71 |
| 2. Delvon Arrington | 1998-99 | 64 |
| 3. Chris Singleton | 2008-09 | 54 |
| 4. Bob Sura | 1991-92 | 41 |
| 5. James Collins | 1993-94 | 37 |
| 6. LaMarr Greer | 1994-95 | 34 |
| 7. Michael Joiner | 2000-01 | 32 |
| 8. Luke Loucks | 2008-09 | 31 |
| 9. Maurice Myrick | 1981-82 | 30 |
| 10. Chad Copeland | 1989-90 | 29 |

BLOCKED SHOTS

| | | |
|----------------------------|----------------|-----------|
| 1. Corey Louis | 1994-95 | 74 |
| 2. Solomon Alabi | 2008-09 | 73 |
| 3. Chris Singleton | 2008-09 | 47 |
| 4. Karim Shabazz | 1997-98 | 37 |
| 5. Rodney Dobard | 1989-90 | 36 |
| 6. Andre Reid | 1990-91 | 34 |
| 7. Randell Jackson | 1995-96 | 30 |
| 8. Michael Joiner | 2000-01 | 26 |
| 9. Boris Bojanovsky | 2012-13 | 25 |
| 10. Jarquez Smith | 2013-14 | 24 |

FIELD GOALS MADE

| | | |
|-------------------|---------|-----|
| 1. Chuck Graham | 1989-90 | 126 |
| 2. Bob Sura | 1991-92 | 124 |
| 3. Solomon Alabi | 2008-09 | 122 |
| 4. Corey Louis | 1994-95 | 120 |
| 5. Jim Lyttle | 1965-66 | 116 |
| 6. James Collins | 1993-94 | 110 |
| 7. Michael Joiner | 2000-01 | 109 |
| Randy Allen | 1983-84 | 109 |
| 9. Wayne Smalls | 1973-74 | 105 |
| 10. Harry Davis | 1974-75 | 104 |

FIELD GOAL ATTEMPTS

| | | |
|-------------------|---------|-----|
| 1. James Collins | 1993-94 | 270 |
| 2. Chuck Graham | 1989-90 | 269 |
| Bob Sura | 1991-92 | 269 |
| 4. Corey Louis | 1994-95 | 267 |
| 5. Jim Lyttle | 1965-66 | 254 |
| Michael Joiner | 2000-01 | 254 |
| 7. Wayne Smalls | 1973-74 | 244 |
| Von Wafer | 2003-04 | 244 |
| 9. Michael Snaer | 2009-10 | 230 |
| 10. Solomon Alabi | 2008-09 | 226 |

3-POINT SHOTS MADE

| | | |
|-------------------------|----------------|-----------|
| 1. Von Wafer | 2003-04 | 43 |
| 2. James Collins | 1993-94 | 39 |
| 3. Bob Sura | 1991-92 | 38 |
| 4. Chris Singleton | 2008-09 | 34 |
| 5. Devon Bookert | 2012-13 | 32 |
| 6. Delvidas Dulkys | 2008-09 | 28 |
| 7. Geoff Brower | 1995-96 | 27 |
| 8. Derrick Carroll | 1992-93 | 26 |
| 9. Anthony Richardson | 2001-02 | 24 |
| LaMarr Greer | 1994-95 | 24 |
| Ian Miller | 2010-11 | 24 |

3-POINT ATTEMPTS

| | | |
|-----------------------|---------|-----|
| 1. Von Wafer | 2003-04 | 132 |
| 2. James Collins | 1993-94 | 120 |
| Chris Singleton | 2008-09 | 102 |
| 4. Bob Sura | 1991-92 | 98 |
| Delvidas Dulkys | 2008-09 | 98 |
| 6. Anthony Richardson | 2001-02 | 81 |
| 7. Derrick Carroll | 1992-93 | 79 |
| 8. Geoff Brower | 1995-96 | 71 |
| 9. Ian Miller | 2010-11 | 67 |

FREE THROWS MADE

| | | |
|----------------------|----------------|-----------|
| 1. Alexander Johnson | 2003-04 | 106 |
| 2. Bob Sura | 1991-92 | 94 |
| 3. Jim Oler | 1952-53 | 90 |
| 4. Jim Lyttle | 1965-66 | 88 |
| 5. Okaro White | 2010-11 | 72 |
| 6. Charlie Ward | 1990-91 | 62 |
| 7. Chris Singleton | 2008-09 | 58 |
| 8. Granville Arnold | 1982-83 | 57 |
| Michael Snaer | 2009-10 | 57 |
| 10. Corey Louis | 1994-95 | 54 |
| Devon Bookert | 2012-13 | 54 |

FREE THROW ATTEMPTS

| | | |
|----------------------|---------|-----|
| 1. Alexander Johnson | 2003-04 | 157 |
| 2. Bob Sura | 1991-92 | 150 |
| 3. Jim Oler | 1952-53 | 118 |
| 4. Jim Lyttle | 1965-66 | 116 |
| 5. Solomon Alabi | 2008-09 | 105 |
| 6. Chris Singleton | 2008-09 | 95 |
| 7. Karim Shabazz | 1997-98 | 90 |
| 8. Charlie Ward | 1990-91 | 87 |
| 9. Michael Snaer | 2009-10 | 87 |
| Okaro White | 2010-11 | 87 |

SOPHOMORES

TOTAL POINTS

| | | |
|------------------------|----------------|------------|
| 1. Bob Sura | 1992-93 | 675 |
| 2. Ron King | 1970-71 | 589 |
| 3. Dave Fedor | 1959-60 | 530 |
| 4. Doug Edwards | 1990-91 | 524 |
| 5. Aaron Thomas | 2013-14 | 522 |
| Hugh Durham | 1956-57 | 509 |
| 7. Dave Cowens | 1967-68 | 508 |
| 8. James Collins | 1994-95 | 487 |
| 9. Reggie Royals | 1970-71 | 471 |
| 10. Ham Wernke | 1952-53 | 468 |

POINTS PER GAME

| | | |
|------------------|---------|------|
| 1. Ron King | 1970-71 | 22.7 |
| 2. Ham Wernke | 1952-53 | 21.3 |
| 3. Dave Fedor | 1959-60 | 21.2 |
| 4. Bob Sura | 1992-93 | 19.9 |
| 5. Hugh Durham | 1956-57 | 19.6 |
| 6. Dave Cowens | 1967-68 | 18.8 |
| 7. Reggie Royals | 1970-71 | 18.1 |
| 8. James Collins | 1994-95 | 18.0 |
| 9. Larry Warren | 1973-74 | 16.9 |
| 10. Jim Oler | 1953-54 | 16.6 |

REBOUNDS

| | | |
|--------------------|---------|-----|
| 1. Dave Cowens | 1967-68 | 456 |
| 2. Dave Fedor | 1959-60 | 400 |
| 3. Reggie Royals | 1970-71 | 390 |
| 4. Lawrence McCray | 1971-72 | 263 |
| 5. Greg Grady | 1973-74 | 250 |
| 6. Doug Edwards | 1990-91 | 227 |
| 7. Chris Singleton | 2009-10 | 223 |
| 8. Jan Gies | 1967-68 | 221 |
| 9. Bob Sura | 1992-93 | 209 |
| 10. Zach Perkins | 1973-74 | 207 |

REBOUNDS PER GAME

| | | |
|--------------------|---------|------|
| 1. Dave Cowens | 1967-68 | 17.0 |
| 2. Dave Fedor | 1959-60 | 16.0 |
| 3. Reggie Royals | 1970-71 | 15.0 |
| 4. Greg Grady | 1973-74 | 9.6 |
| 5. Jan Gies | 1967-68 | 8.2 |
| Lawrence McCray | 1971-72 | 8.2 |
| 7. Zach Perkins | 1973-74 | 8.0 |
| Karim Shabazz | 1998-99 | 8.0 |
| 9. Jerry Shirley | 1962-63 | 7.9 |
| 10. David Thompson | 1975-76 | 7.5 |

ASSISTS

| | | |
|-------------------------|----------------|------------|
| 1. Otto Petty | 1970-71 | 227 |
| 2. Delvon Arrington | 1999-00 | 182 |
| 3. Tony Jackson | 1977-78 | 166 |
| 4. Skip Young | 1968-69 | 155 |
| 5. LaMarr Greer | 1995-96 | 131 |
| 6. Charlie Ward | 1991-92 | 122 |
| 7. Tony William | 1981-82 | 111 |
| 8. Wayne Smalls | 1974-75 | 110 |
| 9. Devon Bookert | 2013-14 | 102 |
| 10. Bobby Parks | 1978-79 | 97 |

STEALS

| | | |
|------------------------|----------------|-----------|
| 1. Charlie Ward | 1991-92 | 75 |
| 2. Tony Jackson | 1977-78 | 73 |
| 3. Chris Singleton | 2009-10 | 71 |
| 4. Tony William | 1981-82 | 66 |
| 5. Aaron Thomas | 2013-14 | 57 |
| 6. Bob Sura | 1992-93 | 54 |
| 7. Isaiah Swann | 2005-06 | 47 |
| 8. Tharon Mayes | 1987-88 | 45 |
| 9. Delvon Arrington | 1999-00 | 44 |
| 10. Ed Chatman | 1978-79 | 42 |

BLOCKED SHOTS

| | | |
|----------------------------|----------------|-----------|
| 1. Solomon Alabi | 2009-10 | 75 |
| 2. Boris Bojanovsky | 2013-14 | 67 |
| 3. Chris Singleton | 2009-10 | 48 |
| 4. Rodney Dobard | 1990-91 | 47 |
| 5. Randell Jackson | 1996-97 | 46 |
| 6. Mike Mathews | 2000-01 | 44 |
| 7. Corey Louis | 1995-96 | 43 |
| Delvon Anderson | 1999-00 | 43 |
| 9. Doug Edwards | 1990-91 | 36 |
| 10. Anthony Richardson | 2002-03 | 33 |

FIELD GOALS MADE

| | | |
|-------------------------|----------------|------------|
| 1. Ron King | 1970-71 | 262 |
| 2. Bob Sura | 1992-93 | 241 |
| 3. Dave Fedor | 1959-60 | 214 |
| 4. Dave Cowens | 1967-68 | 206 |
| 5. Doug Edwards | 1990-91 | 200 |
| 6. Reggie Royals | 1970-71 | 191 |
| 7. Randy Allen | 1984-85 | 187 |
| 8. James Collins | 1994-95 | 181 |
| 9. Larry Warren | 1973-74 | 179 |
| 10. Aaron Thomas | 2013-14 | 172 |

FIELD GOAL ATTEMPTS

| | | |
|--------------------|---------|-----|
| 1. Bob Sura | 1992-93 | 533 |
| 2. Ron King | 1970-71 | 521 |
| 3. Dave Fedor | 1959-60 | 453 |
| 4. Hugh Durham | 1956-57 | 438 |
| 5. Ham Wernke | 1952-53 | 422 |
| 6. Larry Warren | 1973-74 | 395 |
| 7. Jerry Westhafer | 1952-53 | 391 |
| 8. Doug Edwards | 1990-91 | 385 |
| 9. Reggie Royals | 1970-71 | 384 |
| 10. Dave Cowens | 1967-68 | 383 |

3-POINT SHOTS MADE

| | | |
|-------------------------|----------------|-----------|
| 1. Bob Sura | 1992-93 | 73 |
| 2. James Collins | 1994-95 | 72 |
| 3. Deividas Dulkys | 2009-10 | 71 |
| 4. Von Wafer | 2004-05 | 65 |
| 5. Adrian Crawford | 1998-99 | 64 |
| 6. Tharon Mayes | 1987-88 | 46 |
| 7. Devon Bookert | 2013-14 | 44 |
| 8. Michael Snaer | 2010-11 | 43 |
| 9. Derrick Carroll | 1994-95 | 42 |
| 10. Aaron Thomas | 2013-14 | 39 |

3-POINT ATTEMPTS

| | | |
|------------------------|----------------|------------|
| 1. Bob Sura | 1992-93 | 220 |
| 2. Deividas Dulkys | 2009-10 | 179 |
| 3. James Collins | 1994-95 | 164 |
| 4. Von Wafer | 2004-05 | 164 |
| 5. Adrian Crawford | 1998-99 | 161 |
| 6. Michael Snaer | 2010-11 | 117 |
| 7. Chris Singleton | 2009-10 | 115 |
| 8. Derrick Carroll | 1994-95 | 112 |
| 9. Aaron Thomas | 2013-14 | 105 |
| 10. Hugh Graham | 1990-91 | 104 |

FREE THROWS MADE

| | | |
|------------------------|----------------|------------|
| 1. Hugh Durham | 1956-57 | 155 |
| 2. Jim Oler | 1953-54 | 140 |
| 3. Aaron Thomas | 2013-14 | 139 |
| 4. Ham Wernke | 1952-53 | 134 |
| 5. Bob Sura | 1992-93 | 120 |
| 6. Doug Edwards | 1990-91 | 112 |
| 7. Solomon Alabi | 2009-10 | 108 |
| 8. Dave Fedor | 1959-60 | 102 |
| 9. Dave Cowens | 1967-68 | 96 |
| 10. Mickey Dillard | 1977-78 | 92 |

FREE THROW ATTEMPTS

| | | |
|--------------------------|----------------|------------|
| 1. Hugh Durham | 1956-57 | 213 |
| 2. Ham Wernke | 1952-53 | 193 |
| 3. Jim Oler | 1953-54 | 188 |
| Bob Sura | 1992-93 | 188 |
| 5. Aaron Thomas | 2013-14 | 172 |
| 6. Doug Edwards | 1990-91 | 158 |
| 7. Solomon Alabi | 2009-10 | 136 |
| 8. Montay Brandon | 2013-14 | 135 |
| 9. Jack Davis | 1959-60 | 134 |
| 10. Dave Fedor | 1959-60 | 131 |
| Dave Cowens | 1967-68 | 131 |



FLORIDA STATE®

STATISTICS BY CLASS

JUNIORS

TOTAL POINTS

| | | |
|---------------------|---------|-----|
| 1. Mickey Dillard | 1979-80 | 635 |
| 2. Murray Brown | 1978-79 | 629 |
| 3. Alton Lee Gipson | 1983-84 | 626 |
| 4. Ron King | 1971-72 | 573 |
| 5. Bob Sura | 1993-94 | 573 |
| 6. Sam Cassell | 1991-92 | 570 |
| 7. Jim Oler | 1954-55 | 549 |
| 8. George McCloud | 1987-88 | 546 |
| 9. Tony Dawson | 1987-88 | 536 |
| 10. Toney Douglas | 2007-08 | 524 |

POINTS PER GAME

| | | |
|---------------------|---------|------|
| 1. Mitchell Wiggins | 1981-82 | 23.8 |
| 2. Murray Brown | 1978-79 | 21.7 |
| 3. Bob Sura | 1993-94 | 21.2 |
| 4. Jim Oler | 1954-55 | 21.1 |
| 5. Mickey Dillard | 1979-80 | 20.4 |
| 6. Dave Cowens | 1968-69 | 20.3 |
| 7. Alton Lee Gipson | 1983-84 | 20.2 |
| 8. Mickey Dillard | 1978-79 | 20.0 |
| 9. Dave Fedor | 1960-61 | 19.0 |
| 10. Ham Wernke | 1953-54 | 18.5 |
| David Thompson | 1976-77 | 18.5 |

REBOUNDS

| | | |
|---------------------|---------|-----|
| 1. Dave Cowens | 1968-69 | 437 |
| 2. Reggie Royals | 1971-72 | 351 |
| 3. Dick Artmeier | 1954-55 | 339 |
| 4. Dave Fedor | 1960-61 | 336 |
| 5. Daniel Boltz | 1957-58 | 303 |
| 6. Gary Schull | 1964-65 | 273 |
| 7. Doug Edwards | 1991-92 | 271 |
| 8. Greg Grady | 1974-75 | 267 |
| 9. Michael Polite | 1989-90 | 262 |
| 10. Willie Williams | 1968-69 | 249 |

REBOUNDS PER GAME

| | | |
|---------------------|---------|------|
| 1. Dave Cowens | 1968-69 | 17.5 |
| 2. Dave Fedor | 1960-61 | 14.0 |
| 3. Dick Artmeier | 1954-55 | 13.0 |
| 4. Daniel Boltz | 1957-58 | 12.1 |
| 5. Reggie Royals | 1971-72 | 11.0 |
| 6. Gary Schull | 1964-65 | 10.5 |
| 7. Greg Grady | 1974-75 | 10.3 |
| 8. Mitchell Wiggins | 1981-82 | 9.7 |
| 9. Willie Williams | 1968-69 | 9.6 |
| 10. Lawrence McCray | 1972-73 | 9.3 |

ASSISTS

| | | |
|---------------------|---------|-----|
| 1. Kerry Thompson | 1996-97 | 184 |
| 2. Otto Petty | 1971-72 | 173 |
| 3. Tony Jackson | 1978-79 | 158 |
| 4. Tony William | 1982-83 | 156 |
| 5. Dean Shaffer | 1983-84 | 146 |
| 6. Pee Wee Barber | 1985-86 | 146 |
| 7. Delvon Arrington | 2000-01 | 143 |
| 8. Skip Young | 1969-70 | 127 |
| 9. Derwin Kitchen | 2009-10 | 122 |
| 10. Bob Sura | 1993-94 | 121 |

STEALS

| | | |
|----------------------|---------|----|
| 1. Toney Douglas | 2007-08 | 90 |
| 2. Tim Pickett | 2002-03 | 82 |
| 3. Kerry Thompson | 1996-97 | 71 |
| 4. Dean Shaffer | 1983-84 | 70 |
| 5. Bob Sura | 1993-94 | 65 |
| 6. James Collins | 1995-96 | 62 |
| 7. Terrell Baker | 1997-98 | 59 |
| 8. Tony Jackson | 1978-79 | 58 |
| 9. Sam Cassell | 1991-92 | 56 |
| 10. Delvon Arrington | 2000-01 | 56 |

BLOCKED SHOTS

| | | |
|---------------------|---------|----|
| 1. Bernard James | 2010-11 | 82 |
| 2. Alton Lee Gipson | 1983-84 | 55 |
| 3. Andre Reid | 1993-94 | 54 |
| 4. Rodney Dobard | 1991-92 | 46 |
| 5. Elvis Rolle | 1979-80 | 42 |
| 6. Doug Edwards | 1991-92 | 41 |
| Chris Singleton | 2010-11 | 41 |
| 8. Okaro White | 2012-13 | 38 |
| 9. Randell Jackson | 1997-98 | 37 |
| 10. Mike Mathews | 2001-02 | 34 |

FIELD GOALS MADE

| | | |
|---------------------|---------|-----|
| 1. Alton Lee Gipson | 1983-84 | 260 |
| 2. Ron King | 1971-72 | 239 |
| 3. Mickey Dillard | 1979-80 | 239 |
| 4. Murray Brown | 1978-79 | 237 |
| 5. David Thompson | 1976-77 | 230 |
| 6. Mitchell Wiggins | 1981-82 | 223 |
| 7. Tony Dawson | 1987-88 | 212 |
| 8. Sam Cassell | 1991-92 | 206 |
| 9. Pee Wee Barber | 1985-86 | 204 |
| 10. Dave Cowens | 1968-69 | 202 |
| Bob Sura | 1993-94 | 202 |

FIELD GOAL ATTEMPTS

| | | |
|---------------------|---------|-----|
| 1. Ron King | 1971-72 | 558 |
| 2. Alton Lee Gipson | 1983-84 | 497 |
| 3. David Thompson | 1976-77 | 495 |
| 4. Mickey Dillard | 1979-80 | 458 |
| 5. Burt Deckel | 1957-58 | 457 |
| 6. Sam Cassell | 1991-92 | 454 |
| 7. Tim Pickett | 2002-03 | 437 |
| 8. Bob Sura | 1993-94 | 431 |
| 9. Reggie Royals | 1971-72 | 415 |
| 10. Jim Oler | 1954-55 | 414 |

3-POINT SHOTS MADE

| | | |
|--------------------|---------|----|
| 1. Tim Pickett | 2002-03 | 84 |
| 2. George McCloud | 1987-88 | 72 |
| 3. James Collins | 1995-96 | 69 |
| 4. Isaiah Swann | 2006-07 | 68 |
| 5. Michael Snaer | 2011-12 | 67 |
| 6. Toney Douglas | 2007-08 | 62 |
| 7. Sam Cassell | 1991-92 | 58 |
| 8. Deividus Dulkys | 2010-11 | 55 |
| 9. Bob Sura | 1993-94 | 52 |
| 10. Ron Hale | 1998-99 | 39 |

3-POINT ATTEMPTS

| | | |
|--------------------|---------|-----|
| 1. Tim Pickett | 2002-03 | 259 |
| 2. James Collins | 1995-96 | 199 |
| 3. Toney Douglas | 2007-08 | 174 |
| 4. Isaiah Swann | 2006-07 | 166 |
| Michael Snaer | 2011-12 | 166 |
| 6. Deividus Dulkys | 2010-11 | 165 |
| 7. Sam Cassell | 1991-92 | 164 |
| 8. Bob Sura | 1993-94 | 164 |
| 9. George McCloud | 1987-88 | 159 |
| 10. Ron Hale | 1998-99 | 119 |

FREE THROWS MADE

| | | |
|----------------------|---------|-----|
| 1. Jim Oler | 1954-55 | 221 |
| 2. Murray Brown | 1978-79 | 155 |
| 3. Mickey Dillard | 1979-80 | 151 |
| Mickey Dillard | 1980-81 | 151 |
| 5. Hugh Durham | 1957-58 | 124 |
| 6. Al Thornton | 2005-06 | 122 |
| 7. Alexander Johnson | 2005-06 | 120 |
| 8. Okaro White | 2012-13 | 119 |
| 9. Michael Polite | 1989-90 | 117 |
| Bob Sura | 1993-94 | 117 |

FREE THROW ATTEMPTS

| | | |
|----------------------|---------|-----|
| 1. Jim Oler | 1954-55 | 289 |
| 2. Murray Brown | 1978-79 | 218 |
| 3. Mickey Dillard | 1979-80 | 197 |
| 4. Mickey Dillard | 1980-81 | 190 |
| 5. Bob Sura | 1993-94 | 179 |
| 6. Alton Lee Gipson | 1983-84 | 173 |
| Michael Polite | 1989-90 | 173 |
| 8. Alexander Johnson | 2005-06 | 170 |
| 9. Dave Cowens | 1968-69 | 164 |
| Al Thornton | 2005-06 | 164 |

SENIORS

TOTAL POINTS

| | | |
|---------------------|---------|-----|
| 1. Toney Douglas | 2008-09 | 751 |
| 2. Jim Oler | 1955-56 | 742 |
| 3. Al Thornton | 2006-07 | 690 |
| 4. George McCloud | 1988-89 | 683 |
| 5. Sam Cassell | 1992-93 | 641 |
| 6. Tony Dawson | 1988-89 | 629 |
| 7. Murray Brown | 1979-80 | 578 |
| 8. Pee Wee Barber | 1986-87 | 576 |
| 9. Alton Lee Gipson | 1984-85 | 568 |
| Doug Edwards | 1992-93 | 568 |

POINTS PER GAME

| | | |
|---------------------|---------|------|
| 1. Jim Oler | 1955-56 | 29.7 |
| 2. Tharon Mayes | 1989-90 | 23.3 |
| 3. George McCloud | 1988-89 | 22.8 |
| 4. Mitchell Wiggins | 1982-83 | 22.7 |
| 5. Hugh Durham | 1958-59 | 21.9 |
| 6. Toney Douglas | 2008-09 | 21.5 |
| 7. Tony Dawson | 1988-89 | 21.0 |
| 8. Dave Fedor | 1961-62 | 20.4 |
| 9. Ham Wernke | 1954-55 | 19.7 |
| 10. Al Thornton | 2006-07 | 19.7 |

REBOUNDS

| | | |
|--------------------|---------|-----|
| 1. Rick Benson | 1954-55 | 447 |
| 2. Gary Schull | 1965-66 | 432 |
| 3. Doug Edwards | 1992-93 | 317 |
| 4. Willie Williams | 1969-70 | 290 |
| 5. Michael Polite | 1990-91 | 285 |
| 6. Bernard James | 2011-12 | 283 |
| 7. Reggie Royals | 1972-73 | 273 |
| 8. Daniel Boltz | 1958-59 | 265 |
| 9. Elvis Rolle | 1980-81 | 264 |
| 10. LaMarr McCray | 1973-74 | 257 |

REBOUNDS PER GAME

| | | |
|--------------------|---------|------|
| 1. Dave Cowens | 1969-70 | 17.2 |
| 2. Rick Benson | 1954-55 | 16.6 |
| 3. Gary Schull | 1965-66 | 12.7 |
| 4. Daniel Boltz | 1958-59 | 11.5 |
| 5. Willie Williams | 1969-70 | 11.0 |
| 6. Reggie Royals | 1972-73 | 10.2 |
| 7. Dave Fedor | 1961-62 | 10.1 |
| 8. LaMarr McCray | 1973-74 | 9.8 |
| 9. Gary Wold | 1955-56 | 9.5 |
| 10. Doug Edwards | 1992-93 | 9.4 |

ASSISTS

| | | |
|---------------------|---------|-----|
| 1. Tony William | 1983-84 | 215 |
| 2. Tony Jackson | 1979-80 | 213 |
| 3. Otto Petty | 1972-73 | 202 |
| 4. Delvon Arrington | 2001-02 | 182 |
| 5. Kerry Thompson | 1997-98 | 172 |
| 6. Dean Shaffer | 1984-85 | 171 |
| 7. Sam Cassell | 1992-93 | 170 |
| 8. Carlton Byrd | 1976-77 | 159 |
| 9. Luke Loucks | 2011-12 | 152 |
| 10. Bob Sura | 1994-95 | 146 |

STEALS

| | | |
|---------------------|---------|----|
| 1. Dean Shaffer | 1984-85 | 82 |
| 2. Tim Pickett | 2003-04 | 82 |
| 3. Terrell Baker | 1998-99 | 81 |
| 4. Tony Jackson | 1979-80 | 80 |
| 5. Tony William | 1983-84 | 65 |
| 6. Toney Douglas | 2008-09 | 63 |
| 7. Delvon Arrington | 2001-02 | 62 |
| 8. Kerry Thompson | 1997-98 | 61 |
| 9. James Collins | 1996-97 | 60 |
| 10. Ralph Mims | 2007-08 | 57 |

BLOCKED SHOTS

| | | |
|---------------------|---------|-----|
| 1. Rodney Dobard | 1997-98 | 111 |
| 2. Bernard James | 2011-12 | 82 |
| 3. Alton Lee Gipson | 1984-85 | 50 |
| 4. Elvis Rolle | 1980-81 | 47 |
| Doug Edwards | 1992-93 | 47 |
| 6. Andre Reid | 1994-95 | 44 |
| Xavier Gibson | 2011-12 | 44 |
| 8. Al Thornton | 2006-07 | 40 |
| Okaro White | 2013-14 | 40 |
| 10. Kyle Mulligan | 1997-98 | 39 |

FIELD GOALS MADE

| | | |
|---------------------|---------|-----|
| 1. Al Thornton | 2006-07 | 244 |
| 2. Tony Dawson | 1988-89 | 243 |
| 3. Toney Douglas | 2008-09 | 239 |
| 4. Alton Lee Gipson | 1984-85 | 236 |
| 5. Sam Cassell | 1992-93 | 234 |
| 6. Murray Brown | 1979-80 | 230 |
| 7. Doug Edwards | 1992-93 | 224 |
| 8. Harry Davis | 1977-78 | 217 |
| 9. Jim Oler | 1955-56 | 216 |
| Mitchell Wiggins | 1982-83 | 216 |

FIELD GOAL ATTEMPTS

| | | |
|---------------------|---------|-----|
| 1. Toney Douglas | 2008-09 | 536 |
| 2. Don Bates | 1958-59 | 495 |
| 3. Alton Lee Gipson | 1984-85 | 489 |
| 4. Rick Benson | 1954-55 | 471 |
| 5. Jim Oler | 1955-56 | 470 |
| 6. Sam Cassell | 1992-93 | 466 |
| 7. George McCloud | 1988-89 | 462 |
| 8. Ham Wernke | 1954-55 | 461 |
| 9. Tony Dawson | 1988-89 | 460 |
| Al Thornton | 2006-07 | 460 |

3-POINT SHOTS MADE

| | | |
|--------------------|---------|-----|
| 1. George McCloud | 1988-89 | 115 |
| 2. Tim Pickett | 2003-04 | 110 |
| 3. Toney Douglas | 2008-09 | 85 |
| 4. LaRae Davis | 1986-87 | 80 |
| 5. James Collins | 1996-97 | 75 |
| 6. Pee Wee Barber | 1986-87 | 72 |
| 7. Ian Miller | 2013-14 | 65 |
| 8. Michael Snaer | 2012-13 | 63 |
| 9. Adrian Crawford | 2000-01 | 58 |
| Tharon Mayes | 1989-90 | 58 |

3-POINT ATTEMPTS

| | | |
|--------------------|---------|-----|
| 1. Tim Pickett | 2003-04 | 270 |
| 2. George McCloud | 1988-89 | 262 |
| 3. Toney Douglas | 2008-09 | 221 |
| 4. James Collins | 1996-97 | 203 |
| 5. Aubry Boyd | 1990-91 | 178 |
| 6. LaRae Davis | 1986-87 | 175 |
| 7. Adrian Crawford | 2000-01 | 166 |
| 8. Michael Snaer | 2012-13 | 164 |
| 9. Ian Miller | 2013-14 | 163 |
| 10. Pee Wee Barber | 1986-87 | 161 |
| Tharon Mayes | 1989-90 | 161 |

FREE THROWS MADE

| | | |
|--------------------|---------|-----|
| 1. Jim Oler | 1955-56 | 310 |
| 2. Toney Douglas | 2008-09 | 188 |
| 3. Al Thornton | 2006-07 | 166 |
| 4. Gary Schull | 1965-66 | 164 |
| 5. Hugh Durham | 1958-59 | 162 |
| 6. George McCloud | 1988-89 | 154 |
| 7. Okaro White | 2013-14 | 134 |
| 8. Ham Wernke | 1954-55 | 132 |
| 9. Gary Wold | 1955-56 | 129 |
| 10. Michael Polite | 1990-91 | 124 |

FREE THROW ATTEMPTS

| | | |
|-------------------|---------|-----|
| 1. Jim Oler | 1955-56 | 380 |
| 2. Gary Schull | 1965-66 | 237 |
| 3. Toney Douglas | 2008-09 | 232 |
| 4. Al Thornton | 2006-07 | 210 |
| 5. Hugh Durham | 1958-59 | 201 |
| 6. Elvis Rolle | 1980-81 | 195 |
| 7. Michael Polite | 1990-91 | 190 |
| 8. Gary Wold | 1955-56 | 181 |
| 9. Bob Sura | 1994-95 | 179 |
| 10. Harry Davis | 1977-78 | 178 |



YEAR-BY-YEAR ALL-TIME STATS

1947-48

| RECORD: 5-13 | | HOME: 5-2 | | AWAY: 0-11 | | | |
|------------------|-----------|------------|------------|------------|-------------|--|--|
| Player | G | FGM | FTM | PTS | AVG | | |
| Kratzert | 17 | 58 | 48 | 164 | 9.6 | | |
| Williams | 13 | 36 | 38 | 110 | 8.5 | | |
| Dickson | 17 | 33 | 30 | 96 | 5.6 | | |
| Pavy | 16 | 37 | 18 | 92 | 5.8 | | |
| Chaudron | 17 | 28 | 20 | 76 | 4.5 | | |
| Maxwell | 12 | 28 | 10 | 66 | 5.5 | | |
| McCrary | 14 | 23 | 18 | 64 | 4.6 | | |
| Hilaman | 16 | 23 | 16 | 62 | 3.9 | | |
| Wyman | 17 | 20 | 13 | 53 | 3.1 | | |
| Osteen | 11 | 19 | 6 | 44 | 4.0 | | |
| Nettles | 12 | 2 | 6 | 10 | 0.8 | | |
| Wilson | 9 | 2 | 1 | 5 | 0.6 | | |
| Parker | 3 | 1 | 2 | 4 | 1.3 | | |
| Calhoun | 1 | 1 | 0 | 2 | 2.0 | | |
| Pierce | 1 | 1 | 0 | 2 | 2.0 | | |
| Barnes | 1 | 0 | 0 | 0 | 0.0 | | |
| Edwards | 1 | 0 | 0 | 0 | 0.0 | | |
| Schoneck | 1 | 0 | 0 | 0 | 0.0 | | |
| Williams | 1 | 0 | 0 | 0 | 0.0 | | |
| Grant | 1 | 0 | 0 | 0 | 0.0 | | |
| Fellows | 1 | 0 | 0 | 0 | 0.0 | | |
| Roesch | 2 | 0 | 0 | 0 | 0.0 | | |
| FSU | 18 | 312 | 226 | 850 | 47.2 | | |
| Opponents | 18 | 368 | 242 | 978 | 54.3 | | |

1948-49

| RECORD: 12-12 | | HOME: 8-3 | | AWAY: 3-7 | | NEUTRAL: 1-2 | |
|------------------|-----------|------------|------------|-------------|-------------|--------------|--|
| Player | G | FGM | FTM | PTS | AVG | | |
| Benjamin | 24 | 109 | 30 | 248 | 10.3 | | |
| McLaughlin | 21 | 90 | 37 | 217 | 10.3 | | |
| Weigle | 24 | 77 | 52 | 206 | 8.6 | | |
| Adams | 23 | 64 | 15 | 143 | 6.2 | | |
| Kendall | 20 | 47 | 36 | 130 | 6.5 | | |
| Pence | 17 | 26 | 15 | 67 | 3.9 | | |
| Wyman | 22 | 18 | 20 | 56 | 2.5 | | |
| Pavy | 18 | 16 | 17 | 49 | 2.7 | | |
| Nettles | 19 | 13 | 4 | 30 | 1.6 | | |
| Dickson | 9 | 8 | 4 | 20 | 2.2 | | |
| Kratzert | 3 | 7 | 5 | 19 | 6.3 | | |
| Hewitt | 7 | 5 | 7 | 17 | 2.4 | | |
| Folliard | 3 | 5 | 4 | 14 | 4.7 | | |
| Hilaman | 2 | 1 | 1 | 3 | 1.5 | | |
| Collins | 2 | 1 | 0 | 2 | 1.0 | | |
| Stanfill | 3 | 0 | 2 | 2 | 0.7 | | |
| Fellows | 2 | 0 | 1 | 1 | 0.5 | | |
| McKay | 4 | 0 | 1 | 1 | 0.3 | | |
| Falzone | 1 | 0 | 0 | 0 | 0.0 | | |
| FSU | 24 | 487 | 251 | 1225 | 51.0 | | |
| Opponents | 24 | 449 | 316 | 1214 | 50.6 | | |

1949-50

| RECORD: 14-10 | | HOME: 9-1 | | AWAY: 4-8 | | NEUTRAL: 1-1 | |
|------------------|-----------|------------|------------|-------------|-------------|--------------|--|
| Player | G | FGM | FTM | PTS | AVG | | |
| McLaughlin | 25 | 138 | 52 | 328 | 13.1 | | |
| Kendall | 25 | 109 | 50 | 268 | 10.7 | | |
| Weigle | 24 | 81 | 76 | 238 | 9.9 | | |
| Benjamin | 24 | 88 | 27 | 203 | 8.5 | | |
| Dickson | 22 | 36 | 28 | 100 | 4.5 | | |
| Trobaugh | 19 | 32 | 11 | 75 | 3.9 | | |
| Hewitt | 13 | 24 | 14 | 62 | 4.8 | | |
| Pence | 22 | 20 | 13 | 53 | 2.4 | | |
| Wyman | 21 | 21 | 9 | 51 | 2.4 | | |
| Fischer | 9 | 15 | 12 | 42 | 4.7 | | |
| Edmiston | 14 | 5 | 18 | 28 | 2.0 | | |
| Nettles | 14 | 8 | 2 | 18 | 1.3 | | |
| Folliard | 5 | 5 | 1 | 11 | 2.2 | | |
| Cummings | 6 | 2 | 2 | 6 | 1.0 | | |
| Osha | 1 | 2 | 1 | 5 | 5.0 | | |
| Mady | 1 | 2 | 0 | 4 | 4.0 | | |
| FSU | 25 | 588 | 316 | 1492 | 59.7 | | |
| Opponents | 25 | 502 | 423 | 1427 | 57.1 | | |

1950-51

| RECORD: 18-9 | | HOME: 8-1 | | AWAY: 5-7 | | NEUTRAL: 5-1 | |
|------------------|-----------|------------|------------|-------------|-------------|--------------|--|
| Player | G | FGM | FTM | PTS | AVG | | |
| Hartman | 27 | 185 | 105 | 475 | 17.6 | | |
| Whitmer | 27 | 137 | 88 | 362 | 13.4 | | |
| Scott | 27 | 91 | 36 | 218 | 8.1 | | |
| McLaughlin | 21 | 64 | 51 | 179 | 8.5 | | |
| Marsee | 24 | 73 | 31 | 177 | 7.4 | | |
| Trobaugh | 27 | 54 | 42 | 150 | 5.6 | | |
| Dickson | 23 | 45 | 32 | 122 | 5.3 | | |
| Fischer | 17 | 25 | 12 | 62 | 3.6 | | |
| Merriman | 5 | 12 | 6 | 30 | 6.0 | | |
| Nettles | 10 | 2 | 3 | 7 | 0.7 | | |
| Quinn | 5 | 3 | 0 | 6 | 1.2 | | |
| Hewitt | 2 | 1 | 0 | 2 | 1.0 | | |
| Wyman | 5 | 1 | 0 | 2 | 0.4 | | |
| Westhafer | 1 | 0 | 0 | 0 | 0.0 | | |
| FSU | 27 | 693 | 406 | 1792 | 66.4 | | |
| Opponents | 27 | 639 | 436 | 1714 | 63.5 | | |

1951-52

| RECORD: 5-20 | | HOME: 2-7 | | AWAY: 1-10 | | NEUTRAL: 2-3 | |
|------------------|-----------|-----------------|-------------|----------------|-------------|--------------|------------------|
| Player | G | FGM-FGA | Pct. | FTM-FTA | Pct. | PF | Pts.-Avg. |
| McLaughlin | 25 | 119-352 | .338 | 61-106 | .575 | 93 | 299-12.0 |
| Whitmer | 23 | 94-315 | .295 | 88-121 | .727 | 81 | 276-12.0 |
| Westhafer | 25 | 87-278 | .313 | 35-56 | .625 | 53 | 209-8.4 |
| Fischer | 22 | 77-226 | .341 | 24-54 | .444 | 76 | 178-8.1 |
| Gordon | 15 | 62-173 | .358 | 24-41 | .585 | 38 | 148-9.9 |
| Quinn | 22 | 43-181 | .238 | 18-33 | .545 | 82 | 104-4.7 |
| Benson | 17 | 36-123 | .293 | 10-25 | .400 | 38 | 82-4.8 |
| Wernke | 5 | 20-71 | .282 | 17-23 | .739 | 18 | 57-11.4 |
| Pence | 18 | 10-45 | .222 | 8-12 | .667 | 15 | 28-1.6 |
| Hardesty | 8 | 10-36 | .278 | 4-7 | .571 | 15 | 24-3.0 |
| Burst | 9 | 5-26 | .192 | 2-2 | 1.000 | 17 | 12-1.4 |
| Richardson | 5 | 3-17 | .176 | 1-2 | .500 | 8 | 7-1.4 |
| Others | — | 19-82 | .232 | 9-23 | .391 | 34 | 47-— |
| FSU | 25 | 585-1925 | .304 | 301-505 | .596 | 568 | 1471-58.8 |
| Opponents | 25 | 663- | — | 417- | — | — | 1743-69.7 |

1952-53

| RECORD: 11-11 | | HOME: 7-1 | | AWAY: 3-10 | | NEUTRAL: 1-0 | |
|------------------|-----------|-----------------|-------------|----------------|-------------|--------------|------------------|
| Player | G | FGM-FGA | Pct. | FTM-FTA | Pct. | PF | Pts.-Avg. |
| Wernke | 22 | 167-422 | .396 | 134-193 | .694 | 71 | 468-21.3 |
| Westhafer | 22 | 127-391 | .325 | 52-75 | .693 | 65 | 306-13.9 |
| Oler | 20 | 52-139 | .374 | 90-118 | .763 | 50 | 194-9.7 |
| Gordon | 22 | 67-196 | .342 | 30-60 | .500 | 63 | 164-7.5 |
| Benson | 21 | 48-168 | .286 | 34-55 | .618 | 56 | 130-6.2 |
| Richardson | 19 | 46-142 | .324 | 21-37 | .568 | 37 | 113-5.9 |
| Wold | 15 | 28-60 | .467 | 34-61 | .557 | 37 | 90-6.0 |
| Burst | 17 | 15-78 | .192 | 17-30 | .567 | 39 | 47-2.3 |
| Dellaban | 12 | 18-66 | .273 | 8-10 | .800 | 19 | 44-3.7 |
| Artmeier | 10 | 7-20 | .350 | 6-9 | .667 | 12 | 20-2.0 |
| Pence | 8 | 3-11 | .273 | 4-5 | .800 | 5 | 10-1.3 |
| Others | — | 21-71 | .296 | 19-41 | .463 | 24 | 61-— |
| FSU | 22 | 599-1764 | .339 | 449-694 | .690 | 462 | 1647-74.9 |
| Opponents | 22 | 621-1717 | .362 | 436-725 | .601 | 439 | 1678-76.3 |

1953-54

| RECORD: 13-7 | | HOME: 9-2 | | AWAY: 4-5 | | NEUTRAL: 0-0 | |
|------------------|-----------|-------------|----------|-------------|----------|--------------|------------------|
| Player | G | FGM-FGA | Pct. | FTM-FTA | Pct. | PF | Pts.-Avg. |
| Wernke | 20 | 128-354 | .362 | 113-148 | .764 | — | 369-18.5 |
| Oler | 20 | 96-280 | .343 | 140-188 | .745 | — | 332-16.6 |
| Benson | 19 | 75-342 | .219 | 45- | — | — | 195-10.3 |
| Artmeier | 19 | 70- | — | 47- | — | — | 187-9.8 |
| Westhafer | 14 | 47- | — | 11- | — | — | 105-7.5 |
| Burst | 19 | 40- | — | 13- | — | — | 93-4.9 |
| Dellaban | 16 | 31- | — | 18- | — | — | 80-5.0 |
| Gordon | 19 | 30- | — | 10- | — | — | 70-3.7 |
| Wold | 13 | 5- | — | 17- | — | — | 27-2.1 |
| Reeves | 11 | 4- | — | 13- | — | — | 21-1.9 |
| Wursbach | 4 | 4- | — | 6- | — | — | 14-3.5 |
| Nissalki | 7 | 4- | — | 4- | — | — | 12-1.7 |
| Patton | 1 | 0- | — | 0- | — | — | 0-0.0 |
| FSU | 20 | 534- | — | 437- | — | — | 1505-75.3 |
| Opponents | 20 | 520- | — | 408- | — | — | 1448-72.4 |



YEAR-BY-YEAR ALL-TIME STATS

1954-55

| RECORD: 22-4 | | HOME: 12-0 | | AWAY: 8-2 | | NEUTRAL: 2-2 | | | |
|------------------|-----------|-----------------|-------------|----------------|-------------|------------------|------------|------------------|--|
| Player | G | FGM-FGA | Pct. | FTM-FTA | Pct. | Reb.-Avg. | PF | Pts.-Avg. | |
| Oler | 26 | 164-414 | .396 | 221-289 | .765 | 76-2.9 | 65 | 549-21.1 | |
| Wernke | 26 | 190-461 | .412 | 132-169 | .781 | 130-5.0 | 81 | 512-19.7 | |
| Benson | 26 | 170-471 | .361 | 92-147 | .626 | 432-16.6 | 83 | 451-17.3 | |
| Artmeier | 26 | 121-397 | .305 | 97-127 | .764 | 339-13.0 | 88 | 276-10.6 | |
| Wold | 25 | 59-156 | .378 | 90-124 | .726 | 208-8.3 | 81 | 214-8.6 | |
| Williams | 26 | 49-112 | .438 | 23-45 | .511 | 121-4.7 | 64 | 194-7.5 | |
| Burst | 14 | 12-56 | .214 | 17-24 | .708 | 41-2.9 | 18 | 14-1.0 | |
| Twomey | 15 | 10-34 | .294 | 17-30 | .567 | 37-2.5 | 13 | 28-1.9 | |
| Waites | 15 | 9-28 | .321 | 10-11 | .909 | 28-1.9 | 9 | 22-1.5 | |
| Wursbach | 11 | 7-18 | .389 | 5-7 | .714 | 19-1.7 | 10 | 12-1.1 | |
| Patton | 13 | 2-13 | .154 | 2-7 | .286 | 6-0.5 | 8 | 1-0.1 | |
| Garcia | 2 | 1-4 | .250 | 1-2 | .500 | 3-1.5 | 0 | 2-1.0 | |
| Alford | 2 | 0-0 | .000 | 0-0 | .000 | 0-0.0 | 0 | 0-0.0 | |
| FSU | 26 | 794-2164 | .367 | 707-982 | .720 | 2295-88.3 | 522 | 1420-54.6 | |
| Opponents | 26 | 756-2059 | .367 | 539-826 | .653 | 2051-78.9 | 578 | 1061-40.8 | |

1955-56

| RECORD: 16-9 | | HOME: 9-0 | | AWAY: 5-5 | | NEUTRAL: 2-4 | | | |
|------------------|-----------|-----------------|-------------|----------------|-------------|------------------|------------|------------------|--|
| Player | G | FGM-FGA | Pct. | FTM-FTA | Pct. | Reb.-Avg. | PF | Pts.-Avg. | |
| Oler | 25 | 216-470 | .460 | 310-380 | .816 | 136-5.4 | 61 | 742-29.7 | |
| Wold | 25 | 116-241 | .481 | 129-181 | .713 | 237-9.5 | 91 | 361-14.4 | |
| Artmeier | 25 | 98-261 | .375 | 80-116 | .690 | 167-6.7 | 90 | 276-11.0 | |
| Gregory | 25 | 66-163 | .405 | 30-54 | .556 | 121-4.8 | 67 | 162-6.5 | |
| Garcia | 22 | 44-145 | .303 | 45-61 | .738 | 49-2.2 | 40 | 133-6.0 | |
| Ward | 22 | 45-135 | .333 | 29-43 | .674 | 82-3.7 | 21 | 119-5.4 | |
| Williams | 20 | 34-98 | .347 | 35-53 | .660 | 176-8.8 | 51 | 103-5.2 | |
| Twomey | 20 | 16-46 | .348 | 6-20 | .300 | 39-2.0 | 24 | 38-1.9 | |
| Patton | 13 | 9-28 | .321 | 11-16 | .688 | 17-1.3 | 19 | 29-2.2 | |
| Waites | 16 | 10-34 | .294 | 6-16 | .375 | 24-1.5 | 14 | 26-1.6 | |
| Wursbach | 17 | 8-15 | .533 | 4-8 | .500 | 28-1.1 | 11 | 20-1.3 | |
| Mahoney | 9 | 6-12 | .500 | 2-3 | .667 | 8-0.9 | 8 | 14-1.6 | |
| Corso | 1 | 0-0 | .000 | 0-0 | .000 | 0-0.0 | 0 | 0-0.0 | |
| Wood | 2 | 0-0 | .000 | 0-0 | .000 | 0-0.0 | 0 | 0-0.0 | |
| FSU | 25 | 668-1648 | .405 | 687-950 | .723 | 1129-45.2 | 497 | 2023-80.9 | |
| Opponents | 25 | 710-1703 | .417 | 493-799 | .617 | 1188-47.5 | 554 | 1913-76.5 | |

1956-57

| RECORD: 9-17 | | HOME: 5-5 | | AWAY: 3-11 | | NEUTRAL: 1-1 | | | |
|------------------|-----------|-----------------|-------------|----------------|-------------|------------------|------------|------------------|--|
| Player | G | FGM-FGA | Pct. | FTM-FTA | Pct. | Reb.-Avg. | PF | Pts.-Avg. | |
| Durham | 26 | 117-438 | .404 | 155-213 | .728 | 116-4.5 | 53 | 509-19.6 | |
| Waites | 25 | 131-336 | .389 | 101-126 | .802 | 118-4.7 | 75 | 363-14.5 | |
| Strom | 26 | 90-175 | .514 | 62-95 | .640 | 237-9.1 | 74 | 242-9.3 | |
| Garcia | 25 | 74-239 | .310 | 77-99 | .777 | 50-2.0 | 48 | 225-9.0 | |
| Williams | 26 | 67-175 | .383 | 43-78 | .551 | 234-9.0 | 62 | 177-6.8 | |
| Ward | 24 | 57-153 | .373 | 15-30 | .500 | 76-3.2 | 35 | 129-5.4 | |
| Gregory | 24 | 51-137 | .372 | 18-33 | .545 | 81-3.4 | 64 | 120-5.0 | |
| Twomey | 18 | 25-92 | .272 | 42-62 | .677 | 70-3.9 | 29 | 92-5.1 | |
| Westhafer | 21 | 17-42 | .405 | 19-33 | .576 | 44-2.1 | 19 | 53-2.5 | |
| Williams, J | 18 | 9-36 | .250 | 6-11 | .545 | 12-0.7 | 10 | 24-1.3 | |
| Casteel | 11 | 6-28 | .214 | 5-19 | .263 | 53-4.8 | 27 | 17-1.5 | |
| FSU | 26 | 704-1862 | .380 | 543-799 | .679 | 1091-42.0 | 496 | 1951-75.1 | |
| Opponents | 26 | 763-1981 | .396 | 545-805 | .677 | 1446-55.6 | 482 | 2061-79.3 | |

1957-58

| RECORD: 9-16 | | HOME: 8-3 | | AWAY: 0-12 | | NEUTRAL: 1-1 | | | |
|------------------|-----------|-----------------|-------------|----------------|-------------|-------------------|------------|-------------|--|
| Player | G | FGM-FGA | Pct. | FTM-FTA | Pct. | Reb.-Avg | PF | Pts.-Avg. | |
| Deckel | 25 | 163-457 | .357 | 99-134 | .739 | 202-8.1 | 425 | 425-17.0 | |
| Durham | 24 | 122-377 | .324 | 124-154 | .805 | 95-4.0 | 368 | 153-6.4 | |
| Litek | 25 | 96-294 | .327 | 76-97 | .784 | 120-4.8 | 268 | 10.7 | |
| Strom | 25 | 101-239 | .423 | 50-64 | .781 | 252-10.1 | 252 | 10.1 | |
| Boltz | 25 | 61-174 | .351 | 32-58 | .552 | 303-12.1 | 154 | 6.2 | |
| Garcia | 22 | 32-111 | .288 | 28-41 | .683 | 43-2.0 | 92 | 4.2 | |
| Savage | 24 | 25-110 | .227 | 15-32 | .469 | 46-1.9 | 65 | 2.7 | |
| Westhafer | 14 | 8-31 | .258 | 7-13 | .538 | 22-1.6 | 23 | 1.6 | |
| Casteel | 18 | 6-23 | .261 | 8-17 | .471 | 41-2.3 | 20 | 1.1 | |
| Williams | 15 | 5-32 | .156 | 6-10 | .600 | 9-0.6 | 16 | 1.1 | |
| Woodward | 3 | 2-3 | .667 | 2-3 | .667 | 3-1.0 | 6 | 2.0 | |
| Rodgers | 1 | 0-0 | .000 | 0-0 | .000 | 0-0.0 | 0 | 0.0 | |
| Gregory | 1 | 0-0 | .000 | 0-0 | .000 | 0-0.0 | 0 | 0.0 | |
| FSU | 25 | 621-1851 | .335 | 447-623 | .717 | 1247-49.91 | 689 | 67.6 | |
| Opponents | 25 | 697-1766 | .395 | 454-689 | .659 | 1352-54.11 | 848 | 73.9 | |

1958-59

| RECORD: 8-15 | | HOME: 7-3 | | AWAY: 1-10 | | NEUTRAL: 0-2 | | | |
|------------------|-----------|-----------------|-------------|----------------|-------------|------------------|------------|------------------|--|
| Player | G | FGM-FGA | Pct. | FTM-FTA | Pct. | Reb.-Avg. | PF | Pts.-Avg. | |
| Durham | 23 | 171-415 | .412 | 162-201 | .806 | 86-3.7 | 57 | 504-21.9 | |
| Bates | 23 | 179-495 | .362 | 76-101 | .752 | 102-4.4 | 75 | 434-18.9 | |
| Litek | 23 | 70-176 | .398 | 59-83 | .711 | 115-5.0 | 74 | 199-8.7 | |
| Tinsley | 21 | 68-146 | .466 | 27-61 | .443 | 148-7.0 | 56 | 163-7.8 | |
| Savage | 23 | 68-196 | .347 | 32-67 | .478 | 131-5.7 | 67 | 168-7.3 | |
| Boltz | 23 | 52-153 | .340 | 45-74 | .608 | 264-11.5 | 95 | 149-6.5 | |
| Richter | 14 | 30-85 | .353 | 13-30 | .433 | 85-6.1 | 24 | 73-5.2 | |
| Williams | 20 | 19-59 | .322 | 12-14 | .857 | 19-1.0 | 22 | 50-2.5 | |
| Archer | 13 | 6-16 | .375 | 5-8 | .625 | 17-1.3 | 11 | 17-1.3 | |
| Woodward | 13 | 3-13 | .231 | 4-4 | 1.000 | 0-0.0 | 3 | 10-0.8 | |
| Hohne | 5 | 1-4 | .250 | 1-2 | .500 | 1-0.2 | 2 | 3-0.6 | |
| Hobbs | 1 | 0-0 | .000 | 0-1 | .000 | 0-0.0 | 0 | 0-0.0 | |
| FSU | 23 | 667-1758 | .379 | 436-646 | .675 | 1195-52.0 | 486 | 1770-77.0 | |
| Opponents | 23 | 698-1684 | .414 | 479-699 | .685 | 1312-57.1 | 455 | 1875-81.5 | |

1959-60

| RECORD: 10-15 | | HOME: 7-4 | | AWAY: 3-10 | | NEUTRAL: 0-1 | | | |
|------------------|-----------|-----------------|-------------|----------------|-------------|------------------|-------------|-------------|--|
| Player | G | FGM-FGA | Pct. | FTM-FTA | Pct. | Reb.-Avg. | PF | Pts.-Avg. | |
| Fedor | 25 | 214-453 | .472 | 102-131 | .779 | 400-16.0 | 530 | 21.2 | |
| Richter | 25 | 103-235 | .438 | 64-106 | .604 | 185-7.4 | 270 | 10.8 | |
| Davis | 25 | 70-227 | .308 | 88-134 | .657 | 80-3.2 | 228 | 9.1 | |
| Swain | 25 | 78-206 | .379 | 50-89 | .562 | 175-7.0 | 206 | 8.2 | |
| Ashworth | 16 | 76-208 | .365 | 24-41 | .585 | 56-3.5 | 176 | 11.0 | |
| Savage | 23 | 53-185 | .286 | 44-68 | .647 | 55-2.4 | 150 | 6.5 | |
| Woodward | 14 | 48-109 | .440 | 17-18 | .944 | 13-0.9 | 113 | 8.1 | |
| Freudenstein | 8 | 25-68 | .368 | 14-24 | .583 | 21-2.6 | 64 | 8.0 | |
| Edney | 19 | 17-48 | .354 | 29-46 | .630 | 30-1.6 | 63 | 3.3 | |
| Cotton | 8 | 17-51 | .333 | 12-15 | .800 | 19-2.4 | 46 | 5.8 | |
| Whitehead | 15 | 15-36 | .417 | 12-17 | .706 | 38-2.5 | 42 | 2.8 | |
| Smith | 17 | 10-36 | .278 | 1-7 | .143 | 24-1.4 | 21 | 1.2 | |
| Casteel | 12 | 5-21 | .238 | 9-17 | .529 | 18-1.5 | 19 | 1.6 | |
| Team | | | | | | 191-7.6 | | | |
| FSU | 25 | 731-1883 | .388 | 466-713 | .654 | 1305-52.2 | 1928 | 77.1 | |
| Opponents | 25 | 718-1683 | .427 | 514-783 | .656 | 1328-53.1 | 1950 | 78.0 | |

1960-61

| RECORD: 14-10 | | HOME: 8-1 | | AWAY: 6-7 | | NEUTRAL: 0-2 | | | |
|------------------|-----------|-----------------|-------------|----------------|-------------|------------------|------------|------------------|--|
| Player | G | FGM-FGA | Pct. | FTM-FTA | Pct. | Reb.-Avg. | PF | Pts.-Avg. | |
| Fedor | 24 | 185-365 | .507 | 86-107 | .804 | 336-14.7 | 70 | 456-19.0 | |
| Swain | 24 | 168-313 | .537 | 82-124 | .661 | 188-7.8 | 69 | 418-17.4 | |
| Long | 22 | 83-179 | .464 | 27-48 | .563 | 81-3.7 | 60 | 193-8.8 | |
| Davis | 23 | 44-117 | .376 | 78-102 | .765 | 68-2.8 | 53 | 166-6.9 | |
| Ashworth | 24 | 45-137 | .328 | 31-43 | .721 | 57-2.5 | 53 | 121-5.3 | |
| Coogole | 22 | 36-80 | .450 | 41-64 | .641 | 64-2.9 | 45 | 113-5.1 | |
| Edney | 18 | 21-57 | .368 | 34-56 | .607 | 28-1.6 | 22 | 76-4.2 | |
| Smith | 10 | 15-34 | .441 | 8-12 | .667 | 18-1.8 | 17 | 38-3.8 | |
| Others | — | 75-185 | .405 | 55-78 | .705 | 78— | 62 | 205— | |
| FSU | 24 | 672-1467 | .458 | 442-634 | .697 | 1054-43.9 | 451 | 1786-74.4 | |
| Opponents | 24 | 629-1501 | .419 | 411-629 | .653 | 1023-42.6 | 467 | 1669-69.5 | |

1961-62

| RECORD: 15-8 | | HOME: 8-2 | | AWAY: 7-6 | | NEUTRAL: 0-0 | | | |
|--------------|----|-----------|------|-----------|------|--------------|----|-----------|--|
| Player | G | FGM-FGA | Pct. | FTM-FTA | Pct. | Reb.-Avg. | PF | Pts.-Avg. | |
| Fedor | 23 | 186-356 | .522 | 98-125 | .734 | 233-10.1 | 53 | 470-20.4 | |
| Swain | 23 | 157-274 | .573 | 62-91 | .681 | 171-7.4 | 63 | 376-16.3 | |
| Long | 23 | 128-260 | .492 | 53-74 | .716 | 95-4.1 | 69 | 309-13.4 | |
| Ricketts | 21 | 62-112 | .554 | 47-72 | .653 | 62-2.9 | 32 | 171-8.1 | |
| Ashworth | 23 | 44-109 | .404 | 28-40 | .700 | 54-1.2 | 45 | 116-5.0 | |
| Davis | 22 | 39-95 | .411 | 25-39 | .641 | 49-2.2 | 45 | 103-4.7 | |
| Reeves | 17 | 31-57 | .544 | 20-35 | .571 | 46-2.7 | 16 | 82-4.8 | |
| Ek | 16 | 22-41 | .537 | 7-12 | .583 | 22-1.4 | 11 | 51-3.2 | |
| Dale | 12 | | | | | | | | |

YEAR-BY-YEAR ALL-TIME STATS

1962-63

| RECORD: 15-10 | HOME: 8-3 | AWAY: 4-7 | NEUTRAL: 3-0 | | | | | |
|------------------|-----------|-----------------|--------------|----------------|-------------|------------------|------------|------------------|
| Player | G | FGM-FGA | Pct. | FTM-FTA | Pct. | Reb.-Avg. | PF | Pts.-Avg. |
| Long | 24 | 159-3511 | .511 | 77-109 | .706 | 123-5.1 | 70 | 395-16.5 |
| Shirley | 25 | 118-235 | .502 | 45-60 | .750 | 199-7.9 | 67 | 281-11.2 |
| Rogers | 25 | 106-226 | .469 | 57-85 | .671 | 114-4.6 | 62 | 269-10.8 |
| Reeves | 24 | 70-130 | .538 | 48-87 | .552 | 115-4.8 | 32 | 188-7.8 |
| Huge | 25 | 78-192 | .406 | 20-36 | .556 | 126-5.1 | 78 | 176-7.1 |
| Dale | 24 | 57-135 | .422 | 17-28 | .607 | 53-2.2 | 69 | 131-5.5 |
| Gonzalez | 17 | 30-67 | .448 | 21-41 | .512 | 48-2.8 | 27 | 81-4.8 |
| Ek | 20 | 27-65 | .415 | 13-23 | .565 | 48-2.4 | 23 | 67-3.4 |
| Rickettes | 6 | 18-37 | .486 | 20-26 | .769 | 18-3.0 | 16 | 56-9.3 |
| Winter | 13 | 18-50 | .360 | 7-9 | .778 | 8-0.6 | 14 | 43-3.3 |
| Lovell | 21 | 19-51 | .373 | 4-9 | .444 | 33-1.6 | 22 | 42-2.0 |
| Coogle | 2 | 6-12 | .500 | 0-1 | .000 | 5-2.5 | 5 | 12-6.0 |
| Giswold | 7 | 1-2 | .500 | 1-4 | .250 | 3-0.4 | 5 | 3-0.4 |
| FSU | 25 | 707-1513 | .467 | 330-517 | .638 | 1047-41.9 | 448 | 1744-69.8 |
| Opponents | 25 | 599-1434 | .418 | 482-678 | .717 | 977-39.1 | 421 | 1680-67.2 |

1963-64

| RECORD: 11-14 | HOME: 9-1 | AWAY: 1-12 | NEUTRAL: 1-1 | | | | | |
|------------------|-----------|-----------------|--------------|----------------|-------------|------------------|------------|------------------|
| Player | G | FGM-FGA | Pct. | FTM-FTA | Pct. | Reb.-Avg. | PF | Pts.-Avg. |
| Schull | 25 | 128-257 | .499 | 67-96 | .698 | 179-7.2 | 66 | 323-12.9 |
| Rogers | 25 | 132-281 | .469 | 54-81 | .667 | 137-5.5 | 76 | 318-12.7 |
| Shirley | 25 | 113-259 | .436 | 59-68 | .868 | 155-6.2 | 63 | 285-11.4 |
| Gonzalez | 25 | 78-166 | .469 | 59-73 | .808 | 81-3.2 | 42 | 215-8.6 |
| Peacock | 23 | 79-159 | .496 | 39-51 | .765 | 44-1.9 | 53 | 197-8.6 |
| Lovell | 21 | 69-133 | .518 | 27-40 | .675 | 57-2.7 | 31 | 165-7.9 |
| Huge | 25 | 51-135 | .377 | 21-30 | .700 | 98-3.9 | 84 | 123-4.9 |
| Leakley | 21 | 30-94 | .319 | 28-36 | .778 | 30-1.4 | 16 | 88-4.2 |
| Ek | 21 | 21-52 | .404 | 9-15 | .600 | 19-9 | 13 | 51-2.4 |
| Phillips | 14 | 12-23 | .522 | 18-34 | .529 | 39-2.8 | 13 | 42-3.0 |
| Wallace | 7 | 7-10 | .700 | 2-4 | .500 | 10-1.4 | 8 | 16-2.3 |
| Hinton | 3 | 0-0 | .000 | 1-1 | 1.000 | 2-7 | 3 | 1-3 |
| Others | — | 4-14 | .286 | 3-3 | 1.000 | 3— | 3 | 11— |
| FSU | 25 | 724-1583 | .457 | 387-532 | .727 | 975-39.0 | 471 | 1835-73.4 |
| Opponents | 25 | 686-1561 | .439 | 466-637 | .730 | 1074-42.9 | 447 | 1838-73.4 |

1964-65

| RECORD: 16-10 | HOME: 9-1 | AWAY: 4-5 | NEUTRAL: 3-4 | | | | | |
|------------------|-----------|-----------------|--------------|----------------|-------------|------------------|------------|------------------|
| Player | G | FGM-FGA | Pct. | FTM-FTA | Pct. | Reb.-Avg. | PF | Pts.-Avg. |
| Shirley | 23 | 146-300 | .486 | 57-70 | .814 | 168-7.3 | 72 | 349-15.2 |
| Schull | 26 | 120-263 | .456 | 85-128 | .663 | 273-10.5 | 71 | 325-12.5 |
| Malmen | 26 | 132-314 | .420 | 58-69 | .841 | 122-4.7 | 78 | 322-12.4 |
| Lovell | 25 | 88-172 | .511 | 44-67 | .657 | 74-2.9 | 53 | 220-8.8 |
| Gonzalez | 25 | 62-170 | .364 | 75-103 | .728 | 68-2.7 | 50 | 199-7.9 |
| Peacock | 26 | 68-150 | .453 | 42-64 | .656 | 59-2.3 | 77 | 178-6.8 |
| Leakley | 25 | 51-110 | .463 | 25-29 | .862 | 25-1.0 | 22 | 127-5.1 |
| Fairchild | 18 | 13-36 | .361 | 16-22 | .727 | 37-2.1 | 36 | 42-2.3 |
| Phillips | 24 | 13-39 | .333 | 10-21 | .476 | 43-1.8 | 41 | 36-1.5 |
| Murphy | 17 | 2-17 | .118 | 13-20 | .650 | 17-1.0 | 18 | 17-1.0 |
| Rogers | 3 | 1-1 | 1.000 | 0-0 | .000 | 0-0.0 | 0 | 2-7 |
| Detmer | 1 | 1-2 | .500 | 0-0 | .000 | 2-5 | 2 | 2-2.0 |
| FSU | 26 | 697-1574 | .444 | 425-593 | .716 | 1058-40.6 | 520 | 1819-69.9 |
| Opponents | 26 | 629-1444 | .434 | 505-704 | .717 | 1001-38.5 | 490 | 1763-67.8 |

1965-66

| RECORD: 15-11 | HOME: 13-1 | AWAY: 1-8 | NEUTRAL: 1-2 | | | | | |
|------------------|------------|------------------|--------------|----------------|-------------|-------------------|------------|------------------|
| Player | G | FGM-FGA | Pct. | FTM-FTA | Pct. | Reb.-Avg. | PF | Pts.-Avg. |
| Schull | 25 | 155-302 | .514 | 164-237 | .687 | 317-12.7 | 62-3 | 474-19.0 |
| Lyttle | 25 | 116-254 | .457 | 88-116 | .759 | 57-2.3 | 65-4 | 320-12.8 |
| Peacock | 25 | 122-257 | .475 | 59-78 | .756 | 131-5.2 | 74-3 | 303-12.1 |
| Stewart | 24 | 77-159 | .484 | 58-82 | .716 | 65-2.7 | 90-9 | 212-8.8 |
| Glenn | 23 | 58-130 | .446 | 16-20 | .800 | 58-2.5 | 29-0 | 132-5.5 |
| Malmen | 13 | 44-104 | .423 | 9-17 | .529 | 48-3.7 | 32-2 | 97-7.5 |
| Phillips | 18 | 29-66 | .439 | 21-40 | .525 | 67-3.7 | 45-1 | 79-4.4 |
| Murphy | 25 | 21-55 | .382 | 23-35 | .657 | 42-1.7 | 39-2 | 65-2.6 |
| Leakey | 14 | 19-56 | .339 | 21-25 | .840 | 14-1.0 | 12-0 | 59-4.2 |
| Biggs | 21 | 20-43 | .465 | 13-18 | .722 | 59-2.8 | 28-0 | 53-2.7 |
| Danford | 17 | 16-43 | .372 | 13-19 | .684 | 54-3.2 | 24-0 | 45-2.4 |
| Doyle | 12 | 11-27 | .407 | 9-17 | .529 | 30-2.5 | 16-0 | 31-2.8 |
| Fairchild | 9 | 6-27 | .269 | 10-15 | .714 | 17-1.9 | 21-0 | 22-2.4 |
| Bloodworth | 7 | 2-12 | .167 | 1-1 | 1.000 | 7-1.0 | 5-0 | 5-0.7 |
| FSU | 26 | 696-1,533 | .454 | 507-720 | .701 | 1,109-44.4 | 553 | 75.9-75.9 |
| Opponents | 26 | 647-1,462 | .443 | 483-714 | .676 | 991-39.6 | 542 | 71.1-71.1 |

1966-67

| RECORD: 11-15 | HOME: 7-3 | AWAY: 4-12 | NEUTRAL: 0-0 | | | | | |
|------------------|-----------|-----------------|--------------|----------------|-------------|------------------|------------|------------------|
| Player | G | FGM-FGA | Pct. | FTM-FTA | Pct. | Reb.-Avg. | PF | Pts.-Avg. |
| Glenn | 25 | 177-376 | .471 | 36-45 | .800 | 184-7.4 | 50 | 390-15.6 |
| Hogan | 26 | 143-292 | .490 | 85-115 | .739 | 81-3.1 | 59 | 372-14.3 |
| Morrison | 26 | 117-303 | .386 | 62-81 | .765 | 70-2.7 | 80 | 296-11.4 |
| Stewart | 26 | 102-229 | .445 | 73-113 | .646 | 108-4.2 | 98 | 277-10.7 |
| Danford | 26 | 92-182 | .505 | 51-84 | .607 | 197-7.6 | 103 | 235-9.0 |
| Doyle | 24 | 45-91 | .495 | 41-66 | .621 | 83-3.5 | 59 | 131-5.5 |
| Ross | 25 | 23-62 | .371 | 33-44 | .750 | 84-3.4 | 45 | 79-3.2 |
| Murphy | 24 | 15-44 | .341 | 19-30 | .633 | 49-2.0 | 34 | 49-2.0 |
| Summers | 7 | 3-5 | .600 | 0-1 | .000 | 3-0.4 | 1 | 6-0.86 |
| Campbell | 3 | 0-6 | .000 | 0-0 | .000 | 6-2.0 | 2 | 0-0.0 |
| Others | 5 | 4-8 | .500 | 2-2 | 1.000 | 7-1.4 | 4 | 10-2.0 |
| FSU | 26 | 721-1596 | .452 | 402-581 | .672 | 1037-39.9 | 533 | 1844-71.0 |
| Opponents | 26 | 725-1634 | .444 | 486-702 | .692 | 1200-50.0 | 455 | 1936-74.5 |

1967-68

| RECORD: 19-8 | HOME: 12-1 | AWAY: 5-5 | NEUTRAL: 2-2 | | | | | |
|------------------|------------|-----------------|--------------|----------------|-------------|------------------|------------|------------------|
| Player | G | FGM-FGA | Pct. | FTM-FTA | Pct. | Reb.-Avg. | PF | Pts.-Avg. |
| Cowens | 27 | 206-383 | .538 | 96-131 | .733 | 456-17.0 | 103 | 508-18.8 |
| Hogan | 27 | 168-348 | .483 | 91-110 | .827 | 60-2.2 | 64 | 427-15.8 |
| Gies | 27 | 128-231 | .555 | 86-108 | .796 | 221-8.2 | 54 | 342-12.7 |
| Stewart | 27 | 103-223 | .462 | 60-82 | .732 | 93-3.4 | 88 | 266-9.9 |
| Danford | 27 | 96-189 | .508 | 48-80 | .600 | 222-8.2 | 86 | 240-8.9 |
| Klay | 27 | 99-220 | .450 | 24-34 | .706 | 98-3.6 | 44 | 222-8.2 |
| Cable | 26 | 62-126 | .492 | 42-50 | .840 | 26-1.0 | 36 | 166-6.4 |
| Depathy | 27 | 53-123 | .431 | 24-40 | .600 | 46-1.7 | 27 | 130-4.8 |
| Ross | 23 | 22-66 | .333 | 34-56 | .607 | 74-3.2 | 40 | 78-3.4 |
| Reynolds | 15 | 13-36 | .361 | 16-26 | .615 | 7-0.5 | 11 | 42-2.8 |
| Doyle | 17 | 5-13 | .385 | 5-5 | 1.000 | 24-1.4 | 7 | 15-0.9 |
| Barrow | 3 | 1-2 | .500 | 0-0 | .000 | 0-0 | 1 | 2-0.67 |
| FSU | 27 | 956-1960 | .490 | 526-722 | .730 | 1388-51.4 | 561 | 2438-90.3 |
| Opponents | 27 | 793-1911 | .415 | 532-736 | .723 | 1134-42.0 | 534 | 2118-78.4 |

1968-69

| RECORD: 18-8 | HOME: 10-3 | AWAY: 6-5 | NEUTRAL: 2-0 | | | | | | |
|------------------|------------|-----------------|--------------|----------------|-------------|------------------|------------|------------|------------------|
| Player | G | FGM-FGA | Pct. | FTM-FTA | Pct. | Reb.-Avg. | PF | AT | Pts.-Avg. |
| Cowens | 25 | 202-384 | .526 | 104-164 | .634 | 437-17.5 | 76 | 71 | 508-20.3 |
| Young | 26 | 157-336 | .467 | 76-102 | .745 | 115-4.5 | 75 | 155 | 390-15.0 |
| Hogan | 26 | 155-335 | .463 | 56-80 | .700 | 55-2.1 | 64 | 78 | 366-14.1 |
| Klay | 25 | 94-198 | .475 | 27-36 | .750 | 93-3.7 | 50 | 24 | 215-8.6 |
| Williams | 26 | 83-191 | .435 | 37-71 | .521 | 249-9.6 | 76 | 23 | 211-8.1 |
| Gies | 26 | 80-129 | .620 | 40-62 | .645 | 128-4.9 | 55 | 21 | 200-7.7 |
| Cable | 26 | 48-114 | .421 | 29-40 | .725 | 15-0.6 | 17 | 20 | 125-4.8 |
| Burt | 23 | 46-124 | .371 | 18-37 | .486 | 81-3.5 | 44 | 18 | 110-4.8 |
| Bush | 19 | 41-88 | .466 | 13-21 | .619 | 39-2.0 | 20 | 17 | 97-5.1 |
| Reynolds | 13 | 11-36 | .306 | 2-4 | .500 | 12-0.9 | 4 | 7 | 24-1.8 |
| Macomber | 12 | 5-12 | .417 | 2-5 | .400 | 11-0.9 | 6 | 0 | 12-1.0 |
| Macklin | 7 | 3-15 | .200 | 4-8 | .500 | 7-1.0 | 3 | 2 | 10-1.4 |
| Kimrey | 4 | 0-3 | .000 | 3-4 | .750 | 1-0.3 | 0 | 0 | 3-0.8 |
| FSU | 26 | 925-1965 | .471 | 412-633 | .651 | 1336-51.4 | 494 | 436 | 2260-86.9 |
| Opponents | 26 | 774-1708 | .453 | 498-688 | .724 | 1039-40.0 | 467 | 308 | 2056-79.1 |

1969-70

| RECORD: 23-3 | HOME: 12-0 | AWAY: 9-3 | NEUTRAL: 2-0 | | | | | | |
|--------------|------------|-----------|--------------|---------|------|-----------|----|-----|-----------|
| Player | G | FGM-FGA | Pct. | FTM-FTA | Pct. | Reb.-Avg. | PF | AT | Pts.-Avg. |
| Cowens | 26 | 174-355 | .490 | 115-169 | .676 | 447-17.2 | 86 | 79 | 463-17.8 |
| Williams | 26 | 185-291 | .636 | 69-113 | .611 | 285-11.0 | 85 | 19 | 439-17.0 |
| Young | 26 | 151-340 | .444 | 59-80 | .738 | 92-3.5 | 79 | 127 | 361-13.9 |
| Macklin | 26 | 116-249 | .466 | 51-57 | .895 | 63-2.4 | 75 | 84 | 283-10.9 |
| Elizy | 26 | 98-209 | .471 | 65-86 | .747 | 135-5.2 | 43 | 24 | 261-10.0 |
| Harris | 26 | 70-181 | .387 | 46-54 | .852 | 122-4.7 | 39 | 31 | 186-7.2 |
| Cable | 24 | 39-84 | .464 | 35-49 | .714 | 26-1.1 | 28 | 12 | 113-4.7 |
| Garrett | 18 | 36-79 | .456 | 29-37 | .784 | 59-3.3 | 26 | 5 | 101-5.6 |
| Gies | 25 | 37-68 | .544 | 27-36 | .750 | 83-3.3 | 30 | 12 | 101-4.0 |
| Burt | 19 | 22-50 | .440 | 8-13 | .615 | 25-1.3 | 16 | 7 | |

FLORIDA STATE®

YEAR-BY-YEAR ALL-TIME STATS

1970-71

| RECORD: 17-9 | | HOME: 12-2 | | AWAY: 4-5 | | NEUTRAL: 1-2 | | | | |
|--------------|----|------------|-------|-----------|------|--------------|-----|-----|-----------|--|
| Player | G | FGM-FGA | Pct. | FTM-FTA | Pct. | Reb-Avg. | PF | AT | Pts.-Avg. | |
| King | 26 | 262-521 | .503 | 65-91 | .714 | 130-5.0 | 54 | 51 | 589-22.7 | |
| Royals | 26 | 191-384 | .497 | 89-122 | .730 | 390-15.0 | 90 | 36 | 471-18.1 | |
| Elizy | 26 | 142-268 | .534 | 77-126 | .611 | 208-8.0 | 57 | 42 | 361-13.9 | |
| Garrett | 26 | 130-269 | .483 | 68-104 | .654 | 213-8.2 | 69 | 36 | 328-12.5 | |
| Petty | 26 | 75-172 | .436 | 47-60 | .783 | 64-2.5 | 65 | 227 | 197-7.6 | |
| Harris | 26 | 60-140 | .429 | 14-25 | .560 | 99-3.8 | 25 | 28 | 134-5.2 | |
| Young | 22 | 53-141 | .376 | 7-13 | .538 | 35-1.6 | 50 | 38 | 113-5.1 | |
| Gay | 20 | 29-60 | .483 | 11-18 | .611 | 55-2.8 | 21 | 13 | 69-3.5 | |
| Samuel | 15 | 21-62 | .339 | 15-18 | .833 | 14-0.9 | 12 | 15 | 57-3.8 | |
| Burt | 13 | 16-38 | .421 | 2-4 | .500 | 24-1.8 | 8 | 7 | 34-2.6 | |
| Macomber | 13 | 8-22 | .364 | 5-10 | .500 | 27-2.1 | 11 | 6 | 21-1.6 | |
| Nemergut | 1 | 1-3 | .333 | 0-1 | .000 | 1-1.0 | 0 | 0 | 2-2.0 | |
| Glover | 1 | 2-2 | 1.000 | 0-0 | .000 | 0-0.0 | 0 | 0 | 4-4.0 | |
| FSU | 26 | 990-2082 | .476 | 400-592 | .675 | 1388-53.4 | 462 | 499 | 2380-91.5 | |
| Opponents | 26 | 842-1943 | .433 | 401-612 | .655 | 1208-46.5 | 534 | 389 | 2085-80.2 | |

1971-72

| RECORD: 27-6 | | HOME: 11-1 | | AWAY: 6-4 | | NEUTRAL: 10-1 | | | | |
|--------------|----|------------|------|-----------|-------|---------------|-----|-----|-----------|--|
| Player | G | FGM-FGA | Pct. | FTM-FTA | Pct. | Reb-Avg. | PF | AT | Pts.-Avg. | |
| King | 32 | 239-558 | .428 | 95-126 | .754 | 192-6.0 | 58 | 69 | 573-17.9 | |
| Royals | 32 | 196-415 | .472 | 109-159 | .686 | 351-11.0 | 101 | 85 | 501-15.7 | |
| Garrett | 32 | 169-352 | .480 | 80-109 | .734 | 253-7.9 | 76 | 57 | 418-13.0 | |
| McCray | 32 | 166-300 | .554 | 52-89 | .584 | 263-8.2 | 106 | 32 | 384-12.0 | |
| Harris | 32 | 104-232 | .448 | 50-74 | .676 | 161-5.0 | 56 | 52 | 258-8.1 | |
| Samuel | 30 | 71-152 | .467 | 55-74 | .743 | 50-1.6 | 30 | 120 | 197-6.2 | |
| Petty | 31 | 66-149 | .443 | 72-101 | .713 | 63-2.0 | 68 | 173 | 204-6.4 | |
| Cole | 32 | 68-150 | .453 | 35-47 | .745 | 59-1.8 | 42 | 41 | 171-5.3 | |
| Gay | 22 | 28-52 | .538 | 10-16 | .625 | 42-1.3 | 22 | 3 | 66-2.1 | |
| Amick | 11 | 3-10 | .300 | 3-3 | 1.000 | 5-0.5 | 5 | 1 | 9-0.8 | |
| Calkin | 3 | 0-0 | .000 | 0-1 | .000 | 1-0.3 | 0 | 1 | 0-0.0 | |
| Fryer | 2 | 0-1 | .000 | 0-1 | .000 | 1-0.5 | 0 | 0 | 0-0.0 | |
| Wright | 2 | 0-1 | .000 | 0-0 | .000 | 2-1.0 | 0 | 0 | 0-0.0 | |
| FSU | 33 | 1110-2372 | .468 | 561-800 | .701 | 1608-50.3 | 564 | 634 | 2781-86.9 | |
| Opponents | 33 | 904-2153 | .420 | 478-722 | .662 | 1386-43.3 | 597 | 470 | 2286-71.4 | |

1972-73

| RECORD: 18-8 | | HOME: 11-1 | | AWAY: 2-3 | | NEUTRAL: 5-4 | | | | |
|--------------|----|------------|------|-----------|------|--------------|-----|-----|-----------|--|
| Player | G | FGM-FGA | Pct. | FTM-FTA | Pct. | Reb-Avg. | PF | AT | Pts.-Avg. | |
| Royals | 26 | 193-382 | .510 | 44-68 | .647 | 265-10.2 | 75 | 81 | 430-16.5 | |
| McCray | 26 | 170-293 | .580 | 41-71 | .577 | 242-9.3 | 77 | 9 | 381-14.7 | |
| Cole | 26 | 138-283 | .488 | 28-40 | .700 | 75-2.9 | 67 | 77 | 304-11.7 | |
| Clyde | 19 | 111-216 | .514 | 25-37 | .676 | 131-6.9 | 50 | 37 | 247-13.0 | |
| Petty | 25 | 86-209 | .411 | 32-50 | .640 | 55-2.2 | 69 | 202 | 204-8.2 | |
| Johnson | 26 | 86-172 | .500 | 27-47 | .574 | 155-6.0 | 32 | 23 | 199-7.7 | |
| Gay | 22 | 45-104 | .433 | 14-30 | .467 | 83-3.8 | 3 | 26 | 101-4.6 | |
| Grady | 21 | 38-58 | .655 | 23-42 | .548 | 73-3.5 | 17 | 7 | 99-4.7 | |
| King | 6 | 41-91 | .451 | 8-13 | .615 | 17-3.3 | 10 | 8 | 90-15.0 | |
| Burke | 22 | 27-63 | .429 | 5-6 | .833 | 17-0.8 | 14 | 39 | 59-2.7 | |
| Stitt | 2 | 2-7 | .286 | 0-0 | .000 | 2-1.0 | 0 | 0 | 4-2.0 | |
| Brownyard | 5 | 1-5 | .200 | 0-0 | .000 | 0-0.0 | 2 | 0 | 2-0.4 | |
| Perkins | 3 | 0-2 | .000 | 0-0 | .000 | 1-0.3 | 0 | 1 | 0-0.0 | |
| FSU | 26 | 938-1886 | .498 | 244-401 | .608 | 1250-48.0 | 452 | 513 | 2120-81.6 | |
| Opponents | 26 | 779-1817 | .429 | 302-427 | .707 | 1022-39.3 | 443 | 367 | 1860-71.5 | |

1973-74

| RECORD: 18-8 | | HOME: 10-0 | | AWAY: 2-5 | | NEUTRAL: 6-3 | | | | |
|--------------|----|------------|------|-----------|------|--------------|-----|-----|-----------|--|
| Player | G | FGM-FGA | Pct. | FTM-FTA | Pct. | Reb-Avg. | PF | AT | Pts.-Avg. | |
| Warren | 26 | 179-395 | .453 | 82-103 | .796 | 161-6.2 | 78 | 68 | 440-16.9 | |
| Cole | 26 | 158-365 | .433 | 34-47 | .723 | 80-3.1 | 61 | 96 | 350-13.5 | |
| McCray | 26 | 156-303 | .514 | 34-63 | .540 | 254-9.8 | 89 | 14 | 346-13.3 | |
| Grady | 26 | 115-209 | .551 | 45-65 | .692 | 250-9.6 | 51 | 24 | 275-10.6 | |
| Smalls | 26 | 105-244 | .430 | 23-30 | .767 | 54-2.1 | 48 | 43 | 233-9.0 | |
| Perkins | 26 | 98-203 | .482 | 34-51 | .667 | 207-8.0 | 62 | 20 | 230-8.8 | |
| Harris | 26 | 65-128 | .508 | 48-59 | .814 | 50-1.9 | 68 | 69 | 178-6.8 | |
| Byrd | 26 | 58-132 | .439 | 27-37 | .730 | 39-1.5 | 35 | 91 | 143-5.5 | |
| Aldridge | 14 | 13-31 | .419 | 13-16 | .813 | 18-1.4 | 4 | 5 | 39-2.8 | |
| Chassee | 14 | 16-26 | .615 | 3-12 | .250 | 24-1.7 | 10 | 3 | 35-2.5 | |
| Burke | 6 | 6-12 | .500 | 0-0 | .000 | 4-0.7 | 0 | 2 | 12-2.0 | |
| Harrison | 4 | 2-3 | .667 | 2-5 | .400 | 5-0.8 | 1 | 1 | 6-1.5 | |
| Brownyard | 4 | 0-1 | .000 | 2-3 | .667 | 0-0.0 | 2 | 1 | 2-0.5 | |
| Abraham | 4 | 0-3 | .000 | 0-0 | .000 | 2-0.5 | 0 | 0 | 0-0.0 | |
| Stitt | 1 | 0-0 | .000 | 0-0 | .000 | 0 | 0 | 0 | 0-0.0 | |
| FSU | 26 | 971-2055 | .472 | 347-491 | .707 | 1230-47.3 | 509 | 436 | 2289-88.0 | |
| Opponents | 26 | 856-1903 | .444 | 333-487 | .684 | 1100-42.3 | 544 | 342 | 2045-78.8 | |

1974-75

| RECORD: 18-8 | | HOME: 15-1 | | AWAY: 3-7 | | NEUTRAL: 0-0 | | | | |
|--------------|----|------------|-------|-----------|-------|--------------|-----|-----|-----------|--|
| Player | G | FGM-FGA | Pct. | FTM-FTA | Pct. | Reb-Avg. | PF | AT | Pts.-Avg. | |
| Warren | 25 | 172-363 | .474 | 56-72 | .778 | 139-5.6 | 82 | 60 | 400-16.0 | |
| Grady | 26 | 154-265 | .581 | 37-65 | .569 | 267-10.3 | 72 | 23 | 345-13.3 | |
| Smalls | 26 | 141-314 | .449 | 33-43 | .767 | 68-2.6 | 61 | 110 | 315-12.1 | |
| Perkins | 26 | 126-255 | .494 | 49-79 | .620 | 191-7.3 | 70 | 42 | 301-11.6 | |
| Davis | 26 | 104-185 | .562 | 27-41 | .659 | 147-5.7 | 53 | 34 | 235-9.0 | |
| Harris | 26 | 91-179 | .508 | 41-61 | .672 | 80-3.1 | 77 | 73 | 223-8.6 | |
| Mann | 25 | 58-117 | .496 | 16-25 | .640 | 59-2.4 | 53 | 17 | 132-5.3 | |
| Byrd | 26 | 52-108 | .481 | 23-41 | .561 | 15-0.6 | 30 | 60 | 127-4.9 | |
| Chassee | 19 | 17-31 | .548 | 8-18 | .444 | 38-2.0 | 12 | 6 | 42-2.2 | |
| Stitt | 12 | 12-26 | .462 | 0-1 | .000 | 2-0.2 | 2 | 0 | 24-2.0 | |
| Gilbert | 6 | 2-2 | 1.000 | 3-7 | .429 | 1-0.2 | 0 | 0 | 7-1.2 | |
| Harrison | 4 | 2-5 | .400 | 0-2 | .000 | 6-1.5 | 2 | 0 | 4-1.0 | |
| Brodie | 4 | 1-8 | .125 | 1-1 | 1.000 | 6-1.5 | 3 | 0 | 3-0.8 | |
| FSU | 26 | 932-1858 | .502 | 294-456 | .645 | 1099-42.3 | 571 | 425 | 2158-83.0 | |
| Opponents | 26 | 766-1732 | .442 | 330-474 | .696 | 1019-39.2 | 521 | 335 | 1862-71.6 | |

1975-76

| RECORD: 21-6 | | HOME: 13-0 | | AWAY: 6-3 | | NEUTRAL: 2-3 | | | | |
|--------------|----|------------|------|-----------|------|--------------|-----|-----|-----------|--|
| Player | G | FGM-FGA | Pct. | FTM-FTA | Pct. | Reb-Avg. | PF | AT | Pts.-Avg. | |
| Thompson | 27 | 166-356 | .466 | 58-78 | .744 | 203-7.5 | 65 | 52 | 390-14.4 | |
| Davis | 27 | 143-224 | .638 | 45-71 | .634 | 167-6.2 | 80 | 65 | 331-12.3 | |
| Warren | 27 | 122-311 | .392 | 24-37 | .649 | 102-3.8 | 58 | 52 | 268-9.9 | |
| Grady | 27 | 94-176 | .534 | 32-48 | .667 | 203-7.5 | 66 | 25 | 220-8.1 | |
| Harris | 27 | 86-174 | .494 | 44-58 | .759 | 70-2.6 | 71 | 53 | 216-8.0 | |
| Allen | 26 | 89-169 | .527 | 37-50 | .740 | 79-3.0 | 63 | 28 | 215-8.3 | |
| Byrd | 26 | 84-167 | .503 | 40-55 | .727 | 35-1.3 | 41 | 91 | 208-8.0 | |
| Smalls | 25 | 82-160 | .513 | 20-31 | .645 | 22-0.9 | 39 | 45 | 184-7.4 | |
| Perkins | 27 | 69-166 | .416 | 34-58 | .586 | 126-4.7 | 59 | 24 | 172-6.4 | |
| Smith | 20 | 21-39 | .538 | 16-21 | .762 | 51-2.6 | 41 | 24 | 58-2.9 | |
| Kundid | 6 | 0-7 | .000 | 0-0 | .000 | 3-0.5 | 2 | 0 | 0-0.0 | |
| FSU | 27 | 956-1949 | .491 | 350-507 | .690 | 1168-43.3 | 585 | 459 | 2264-83.9 | |
| Opponents | 27 | 751-1668 | .450 | 360-540 | .667 | 980-36.3 | 538 | 361 | 1862-68.9 | |

1976-77

| RECORD: 16-11 | | HOME: 8-2 | | AWAY: 4-5 | | NEUTRAL: 4-4 | | | | |
|---------------|----|-----------|------|-----------|-------|--------------|-----|-----|-----------|--|
| Player | G | FGM-FGA | Pct. | FTM-FTA | Pct. | Reb-Avg. | PF | AT | Pts.-Avg. | |
| Thompson | 27 | 230-495 | .464 | 40-69 | .579 | 205-7.5 | 83 | 29 | 500-18.5 | |
| Davis | 27 | 176-310 | .567 | 50-92 | .543 | 212-7.8 | 100 | 39 | 402-14.8 | |
| Byrd | 27 | 147-285 | .515 | 96-116 | .827 | 41-1.5 | 55 | 159 | 390-14.4 | |
| Smalls | 27 | 129-289 | .446 | 26-31 | .838 | 86-3.1 | 71 | 75 | 284-10.5 | |
| Smith | 27 | 76-173 | .439 | 32-50 | .640 | 141-5.2 | 96 | 58 | 184-6.8 | |
| Anderson | 27 | 65-105 | .619 | 31-52 | .596 | 141-5.2 | 56 | 23 | 161-5.9 | |
| Dillard | 25 | 53-110 | .481 | 40-61 | .655 | 29-1.1 | 53 | 35 | 146-5.8 | |
| Brown | 18 | 38-50 | .760 | 18-28 | .642 | 48-2.7 | 22 | 1 | 94-5.2 | |
| Jackson | 19 | 8-24 | .333 | 12-22 | .545 | 13-0.6 | 13 | 21 | 28-1.4 | |
| Kuhl | 12 | 5-11 | .454 | 4-4 | 1.000 | 19-1.5 | 13 | 3 | 14-1.1 | |
| Kundid | 1 | 0-0 | .000 | 1-2 | .500 | 0-0.0 | 0 | 1 | 1-1.0 | |
| Vetica | 7 | 3-7 | .428 | 0-4 | .000 | 2-0.2 | 1 | 1 | 6-0.8 | |
| Others | 5 | 15-29 | .517 | 11-16 | .687 | 20-4.0 | 17 | 2 | 41-8.2 | |
| FSU | 27 | 945-1888 | .500 | 361-547 | .659 | 1058-39.2 | 580 | 447 | 2251-83.3 | |
| Opponents | 27 | 839-1735 | .482 | 405-563 | .719 | 1190-38.1 | 559 | 381 | 2083-77.1 | |



Reggie Royals and Lawrence McCray were the top two leading scorers on Florida State's NCAA National Finalist team in 1972.



YEAR-BY-YEAR ALL-TIME STATS

1977-78

| RECORD: 23-6 | | HOME: 10-1 | AWAY: 7-2 | NEUTRAL: 6-3 | | | | | | | | |
|------------------|-----------|-------------|-----------------|--------------|----------------|-------------|------------------|---------------|------------|-----------|------------|------------------|
| Player | G | Min. | FGM-FGA | Pct. | FTM-FTA | Pct. | Reb.-Avg. | PF-DQ | AT | BL | ST | Pts.-Avg. |
| Davis | 28 | 941 | 217-376 | .577 | 112-178 | .629 | 208-7.4 | 73-2 | 36 | 14 | 34 | 546-19.5 |
| Thompson | 29 | 850 | 175-362 | .483 | 49-69 | .710 | 211-7.2 | 83-1 | 28 | 13 | 52 | 399-13.7 |
| Dillard | 29 | 661 | 153-282 | .542 | 92-119 | .773 | 74-2.5 | 92-3 | 64 | 8 | 31 | 398-13.7 |
| Harris | 28 | 724 | 153-314 | .487 | 33-51 | .647 | 85-3.0 | 73-3 | 56 | 2 | 40 | 339-12.1 |
| Anderson | 29 | 905 | 93-167 | .556 | 49-60 | .816 | 193-6.6 | 72-1 | 36 | 11 | 26 | 235-8.1 |
| Brown | 28 | 402 | 61-98 | .622 | 46-65 | .707 | 111-3.9 | 49-1 | 4 | 14 | 5 | 168-6.0 |
| Jackson | 29 | 864 | 68-193 | .352 | 36-64 | .562 | 79-2.7 | 58-0 | 166 | 1 | 73 | 172-5.9 |
| Mann | 27 | 281 | 49-117 | .418 | 10-41 | .243 | 55-2.1 | 50-1 | 4 | 2 | 7 | 108-4.0 |
| Smith | 23 | 113 | 14-21 | .666 | 4-9 | .444 | 26-1.1 | 12-0 | 9 | 0 | 2 | 32-1.4 |
| Cox | 2 | 6 | 0-5 | .000 | 2-2 | 1.000 | 3-3.1 | 3-0 | 0 | 0 | 0 | 2-1.0 |
| Kuhl | 8 | 24 | 0-5 | .000 | 5-11 | .454 | 13-1.6 | 6-0 | 0 | 2 | 0 | 5-0.6 |
| Parks | 9 | 23 | 1-6 | .166 | 3-7 | .428 | 9-1.0 | 1-0 | 3 | 0 | 4 | 5-0.6 |
| Bozeman | 10 | 28 | 2-8 | .250 | 1-4 | .250 | 7-0.7 | 3-0 | 0 | 0 | 2 | 5-0.5 |
| Others— | 3 | | 0-3 | .000 | 2-3 | .666 | 5— | 1-0 | 0 | 0 | 0 | 2— |
| FSU | 29 | 5825 | 986-1957 | .503 | 444-683 | .650 | 1161-40.0 | 576-12 | 408 | 67 | 276 | 2416-83.3 |
| Opponents | 29 | 5825 | 861-1875 | .459 | 368-532 | .691 | 1045-36.0 | 621-23 | 282 | 75 | 191 | 2090-72.0 |

1978-79

| RECORD: 19-10 | | HOME: 9-1 | AWAY: 7-7 | NEUTRAL: 3-2 | | | | | | | | |
|------------------|-----------|-------------|-----------------|--------------|----------------|-------------|------------------|---------------|------------|-----------|------------|------------------|
| Player | G | Min. | FGM-FGA | Pct. | FTM-FTA | Pct. | Reb.-Avg. | PF-DQ | AT | BL | ST | Pts.-Avg. |
| Brown | 29 | 1010 | 237-343 | .691 | 155-218 | .711 | 242-8.3 | 92-4 | 20 | 25 | 22 | 629-21.7 |
| Anderson | 24 | 775 | 105-179 | .587 | 66-81 | .815 | 175-7.3 | 70-1 | 29 | 10 | 17 | 276-11.5 |
| Chatman | 29 | 764 | 122-270 | .452 | 51-80 | .638 | 127-4.4 | 69-1 | 29 | 13 | 42 | 295-10.2 |
| Jackson | 29 | 1039 | 106-281 | .377 | 43-83 | .518 | 72-2.5 | 88-4 | 158 | 0 | 58 | 255-8.8 |
| Bozeman | 29 | 616 | 94-207 | .454 | 36-55 | .655 | 89-3.1 | 97-7 | 19 | 5 | 23 | 224-7.7 |
| Parks | 29 | 736 | 80-160 | .500 | 48-60 | .800 | 42-1.5 | 80-3 | 97 | 3 | 32 | 208-7.2 |
| Mann | 29 | 518 | 72-161 | .447 | 23-42 | .548 | 96-3.3 | 71-2 | 10 | 2 | 16 | 167-5.8 |
| Tookes | 25 | 244 | 31-68 | .456 | 11-19 | .579 | 67-2.7 | 40-0 | 6 | 3 | 5 | 73-2.9 |
| Kuhl | 11 | 62 | 15-19 | .789 | 2-2 | 1.000 | 10-0.9 | 12-0 | 3 | 0 | 2 | 32-2.9 |
| Cox | 7 | 21 | 4-7 | .571 | 7-9 | .778 | 2-0.3 | 11-1 | 2 | 0 | 2 | 15-2.1 |
| Collinsworth | 6 | 24 | 3-7 | .429 | 5-7 | .714 | 8-1.3 | 2-0 | 1 | 0 | 0 | 11-1.8 |
| Dillard | 2 | 66 | 13-26 | .500 | 14-16 | .875 | 8-4.0 | 5-0 | 5 | 0 | 4 | 40-20.0 |
| FSU | 29 | 5875 | 882-1728 | .510 | 461-672 | .686 | 1022-35.2 | 637-23 | 379 | 61 | 223 | 2225-76.7 |
| Opponents | 29 | 5875 | 829-1656 | .501 | 476-674 | .706 | 889-30.7 | 626-35 | 316 | 84 | 193 | 2134-73.6 |

1979-80

| RECORD: 22-9 | | HOME: 10-3 | AWAY: 7-5 | NEUTRAL: 5-1 | | | | | | | | |
|------------------|-----------|-------------|-----------------|--------------|----------------|-------------|------------------|---------------|------------|-----------|------------|------------------|
| Player | G | Min. | FGM-FGA | Pct. | FTM-FTA | Pct. | Reb.-Avg. | PF-DQ | AT | BL | ST | Pts.-Avg. |
| Dillard | 31 | 1090 | 239-458 | .521 | 151-197 | .766 | 130-4.1 | 93-2 | 72 | 13 | 53 | 635-20.4 |
| Brown | 31 | 1097 | 230-356 | .646 | 119-172 | .691 | 238-7.6 | 85-1 | 19 | 16 | 13 | 578-18.6 |
| Rolle | 31 | 999 | 197-322 | .611 | 82-142 | .577 | 245-7.9 | 98-4 | 25 | 42 | 15 | 476-15.3 |
| Arnold | 23 | 432 | 68-167 | .407 | 64-89 | .719 | 31-1.3 | 50-0 | 41 | 2 | 17 | 200-8.6 |
| Parks | 31 | 857 | 93-188 | .494 | 56-77 | .727 | 69-2.2 | 75-2 | 83 | 4 | 28 | 243-7.8 |
| Jackson | 31 | 1146 | 74-173 | .427 | 26-45 | .577 | 76-2.4 | 87-3 | 213 | 8 | 65 | 174-5.6 |
| Tookes | 31 | 430 | 53-112 | .473 | 22-29 | .758 | 118-3.8 | 44-0 | 11 | 3 | 9 | 128-4.1 |
| Collinsworth | 9 | 39 | 3-9 | .333 | 4-4 | 1.000 | 8-0.9 | 10-0 | 1 | 2 | 1 | 10-1.1 |
| Cox | 12 | 54 | 3-10 | .300 | 5-11 | .454 | 7-0.5 | 7-0 | 4 | 0 | 1 | 11-0.9 |
| Young | 4 | 11 | 1-3 | .333 | 1-5 | .200 | 1-0.2 | 2-0 | 0 | 0 | 0 | 3-0.7 |
| Haynes | 5 | 13 | 1-4 | .250 | 1-2 | .500 | 1-0.2 | 3-0 | 0 | 0 | 0 | 13-0.6 |
| FSU | 31 | 6170 | 964-1811 | .532 | 529-772 | .685 | 1021-32.9 | 556-13 | 471 | 90 | 204 | 2461-79.3 |
| Opponents | 31 | 6170 | 968-1942 | .498 | 383-559 | .685 | 1018-32.8 | 669-31 | 405 | 99 | 234 | 2319-74.8 |

1980-81

| RECORD: 17-11 | | HOME: 8-2 | AWAY: 5-6 | NEUTRAL: 4-3 | | | | | | | | |
|------------------|-----------|-------------|-----------------|--------------|----------------|-------------|------------------|---------------|------------|-----------|------------|------------------|
| Player | G | Min.-Avg. | FGM-FGA | Pct. | FTM-FTA | Pct. | Reb.-Avg. | PF-DQ | AT | BL | ST | Pts.-Avg. |
| Dillard | 28 | 985-35.2 | 182-372 | .489 | 151-190 | .794 | 98-3.5 | 100-6 | 91 | 11 | 52 | 515-18.3 |
| Rolle | 28 | 900-32.1 | 168-297 | .565 | 111-195 | .569 | 257-9.1 | 100-3 | 10 | 47 | 15 | 447-15.9 |
| Bozeman | 28 | 727-26.0 | 122-235 | .519 | 44-75 | .586 | 108-3.8 | 94-5 | 25 | 3 | 21 | 288-10.2 |
| Anderson | 27 | 906-33.6 | 108-182 | .593 | 59-78 | .756 | 206-7.6 | 71-4 | 31 | 18 | 32 | 275-10.1 |
| Parks | 28 | 834-29.8 | 70-167 | .419 | 49-69 | .710 | 65-2.3 | 82-4 | 91 | 6 | 30 | 189-6.7 |
| Arnold | 26 | 438-16.8 | 53-137 | .386 | 52-67 | .776 | 45-1.7 | 56-0 | 23 | 2 | 14 | 158-6.0 |
| Tookes | 12 | 120-10.0 | 16-50 | .320 | 16-17 | .941 | 25-2.1 | 9-0 | 0 | 1 | 2 | 48-4.0 |
| Gilmore | 28 | 510-18.2 | 33-74 | .445 | 26-48 | .541 | 65-2.3 | 43-0 | 7 | 8 | 9 | 92-3.2 |
| Groomes | 18 | 107-5.9 | 11-27 | .407 | 14-22 | .636 | 35-1.9 | 23-0 | 0 | 0 | 8 | 36-2.0 |
| Collinsworth | 11 | 48-4.4 | 6-13 | .461 | 0-1 | .000 | 11-1.0 | 15-0 | 3 | 1 | 1 | 12-1.1 |
| Young | 15 | 106-7.1 | 3-18 | .167 | 3-4 | .750 | 3-0.2 | 8-0 | 5 | 0 | 6 | 9-0.6 |
| Dillard | 6 | 13-2.2 | 0-3 | .000 | 0-0 | .000 | 0-0.0 | 1-0 | 1 | 1 | 0 | 0-0.0 |
| Kuhl | 2 | 3-1.5 | 0-2 | .000 | 0-0 | .000 | 1-0.5 | 0-0 | 0 | 0 | 0 | 0-0.0 |
| Matchett | 2 | 3-1.5 | 0-1 | .000 | 0-0 | .000 | 0-0.0 | 1-0 | 0 | 0 | 0 | 0-0.0 |
| FSU | 28 | 5700 | 772-1578 | .489 | 525-766 | .685 | 1028-36.7 | 603-22 | 287 | 98 | 190 | 2069-73.8 |
| Opponents | 28 | 5700 | 770-1675 | .459 | 457-654 | .698 | 956-34.1 | 661-43 | 323 | 72 | 208 | 1993-71.1 |



YEAR-BY-YEAR ALL-TIME STATS

1981-82

RECORD: 11-17

| Player | HOME: 5-8 | | AWAY: 3-7 | | NEUTRAL: 3-2 | | FTM-FTA | Pct. | Reb.-Avg. | PF-DQ | AT | BL | ST | Pts.-Avg. |
|------------------|-----------|-------------|-----------------|-------------|----------------|-------------|-----------------|------------|------------|-----------|------------|----|----|------------------|
| | G | Min. | FGM-FGA | Pct. | | | | | | | | | | |
| Wiggins | 22 | 808 | 223-388 | .574 | 77-102 | .754 | 213-9.7 | 61-1 | 40 | 4 | 37 | | | 523-23.8 |
| William | 28 | 938 | 167-365 | .457 | 33-40 | .825 | 61-2.2 | 76-5 | 111 | 3 | 66 | | | 367-13.1 |
| Gilmore | 28 | 790 | 125-236 | .529 | 53-90 | .589 | 138-4.9 | 95-5 | 15 | 20 | 16 | | | 303-10.8 |
| Johnson | 28 | 831 | 98-210 | .466 | 88-118 | .745 | 132-4.7 | 92-5 | 74 | 6 | 18 | | | 284-10.1 |
| Speights | 28 | 770 | 98-200 | .490 | 28-58 | .482 | 133-4.7 | 68-1 | 12 | 5 | 16 | | | 224-8.0 |
| Myrick | 28 | 630 | 71-159 | .440 | 43-70 | .614 | 85-3.0 | 67-5 | 43 | 5 | 30 | | | 185-6.6 |
| Phillip | 21 | 243 | 25-55 | .454 | 18-28 | .642 | 45-2.1 | 45-3 | 2 | 0 | 8 | | | 68-3.2 |
| Miles | 22 | 269 | 16-39 | .410 | 8-11 | .727 | 34-1.5 | 27-0 | 5 | 2 | 2 | | | 40-1.8 |
| Watson | 26 | 245 | 12-41 | .285 | 11-13 | .846 | 16-0.6 | 18-0 | 20 | 0 | 10 | | | 35-1.3 |
| Wilkes | 12 | 45 | 5-14 | .357 | 4-7 | .571 | 3-0.2 | 6-0 | 4 | 0 | 6 | | | 14-1.2 |
| Coleman | 3 | 4 | 1-1 | 1.000 | 0-0 | .000 | 1-0.3 | 1-0 | 0 | 0 | 0 | | | 2-0.6 |
| Crawford | 5 | 7 | 0-3 | .000 | 1-2 | .500 | 3-0.6 | 0-0 | 0 | 0 | 0 | | | 1-0.2 |
| FSU | 28 | 5650 | 850-1740 | .488 | 368-548 | .671 | 967-34.5 | 570 | 328 | 45 | 210 | | | 2068-73.8 |
| Opponents | 28 | 5650 | 851-1662 | .512 | 418-623 | .670 | 936-33.4 | 540 | 407 | 84 | 191 | | | 2120-75.7 |

1982-83

RECORD: 14-14

| Player | HOME: 8-5 | | AWAY: 4-7 | | NEUTRAL: 2-2 | | FTM-FTA | Pct. | Reb.-Avg. | PF-DQ | AT | BL | ST | Pts.-Avg. |
|------------------|-----------|-------------|-----------------|-------------|----------------|-------------|-----------------|------------|------------|-------|----|----|----|------------------|
| | G-GS | Min. | FGM-FGA | Pct. | | | | | | | | | | |
| Wiggins | 24-24 | 873 | 216-410 | .527 | 112-147 | .762 | 196-8.2 | 82-5 | 39 | | | | | 544-22.7 |
| Martello | 22-22 | 664 | 122-244 | .500 | 63-82 | .768 | 120-5.4 | 68-5 | 35 | | | | | 307-13.9 |
| William | 28-27 | 970 | 158-340 | .465 | 50-70 | .714 | 48-1.7 | 62-1 | 156 | | | | | 366-13.1 |
| Johnson | 28-15 | 746 | 93-173 | .538 | 53-82 | .646 | 122-4.4 | 78-2 | 25 | | | | | 239-8.5 |
| Arnold | 27-16 | 551 | 72-140 | .514 | 57-74 | .770 | 70-2.6 | 59-3 | 25 | | | | | 201-7.4 |
| Myrick | 28-7 | 495 | 56-119 | .471 | 36-53 | .679 | 76-2.7 | 56-4 | 24 | | | | | 148-5.3 |
| Speights | 22-6 | 292 | 23-69 | .333 | 35-51 | .686 | 55-2.5 | 33-1 | 5 | | | | | 81-3.7 |
| Miles | 26-7 | 420 | 24-60 | .400 | 19-24 | .792 | 61-2.3 | 56-3 | 14 | | | | | 67-2.6 |
| Phillip | 27-10 | 296 | 25-63 | .397 | 18-32 | .563 | 59-2.2 | 67-2 | 7 | | | | | 68-2.6 |
| Watson | 22-1 | 176 | 8-29 | .276 | 11-12 | .916 | 12-0.5 | 17-0 | 17 | | | | | 27-1.2 |
| Wilkes | 10-0 | 16 | 2-7 | .286 | 0-1 | .000 | 4-0.4 | 7-0 | 2 | | | | | 4-0.4 |
| FSU | 28 | 5675 | 826-1716 | .481 | 470-653 | .719 | 958-34.2 | 602 | 353 | | | | | 2122-75.8 |
| Opponents | 28 | 5675 | 845-1665 | .507 | 473-656 | .721 | 954-34.1 | 597 | 374 | | | | | 2163-77.3 |

1983-84

RECORD: 20-11

| Player | HOME: 13-3 | | AWAY: 5-7 | | NEUTRAL: 2-1 | | FTM-FTA | Pct. | Reb.-Avg. | PF-DQ | AT | TO | BL | ST | Pts.-Avg. |
|------------------|------------|-------------|-----------------|-------------|----------------|-------------|------------------|------------|------------|------------|------------|------------|----|----|------------------|
| | G-GS | Min.-Avg. | FGM-FGA | Pct. | | | | | | | | | | | |
| Gipson | 31-31 | 1086-35.0 | 260-497 | .523 | 106-173 | .613 | 208-6.7 | 74-0 | 19 | | | | | | 626-20.2 |
| Martello | 31-31 | 956-30.8 | 180-322 | .559 | 67-86 | .779 | 172-5.5 | 82-2 | 63 | 53 | 6 | 32 | | | 427-13.8 |
| Shaffer | 31-31 | 1025-33.1 | 132-230 | .574 | 44-61 | .721 | 106-3.4 | 83-4 | 146 | 104 | 9 | 70 | | | 308-9.9 |
| Allen | 30-29 | 879-29.3 | 109-211 | .517 | 37-73 | .507 | 148-4.9 | 99-6 | 6 | 35 | 23 | 25 | | | 255-8.5 |
| William | 28-27 | 996-35.6 | 103-201 | .512 | 30-44 | .682 | 60-2.1 | 78-3 | 215 | 131 | 2 | 62 | | | 236-8.4 |
| Arnold | 31-1 | 415-13.4 | 55-102 | .539 | 85-101 | .842 | 76-2.5 | 37-0 | 25 | 27 | 2 | 17 | | | 195-6.3 |
| Myrick | 30-1 | 333-11.1 | 43-91 | .473 | 20-30 | .667 | 69-2.3 | 44-0 | 23 | 30 | 5 | 17 | | | 106-3.5 |
| Speights | 21-0 | 180-8.6 | 21-40 | .525 | 11-18 | .611 | 48-2.3 | 25-0 | 9 | 21 | 0 | 2 | | | 53-2.5 |
| Miles | 17-0 | 125-7.3 | 12-22 | .545 | 8-18 | .444 | 25-1.5 | 22-0 | 4 | 5 | 0 | 1 | | | 32-1.9 |
| Farrar | 25-4 | 185-7.4 | 15-38 | .395 | 10-12 | .833 | 12-0.5 | 19-1 | 16 | 18 | 0 | 12 | | | 40-1.6 |
| Johnson | 12-0 | 48-4.0 | 4-12 | .333 | 6-10 | .600 | 7-0.6 | 4-0 | 1 | 5 | 3 | 1 | | | 14-1.2 |
| Watson | 4-0 | 18-4.5 | 2-3 | .667 | 1-2 | .500 | 2-0.5 | 1-0 | 7 | 2 | 0 | 1 | | | 5-1.1 |
| FSU | 31 | 6250 | 936-1769 | .529 | 426-630 | .676 | 999-32.2 | 569 | 534 | 477 | 105 | 261 | | | 2298-74.1 |
| Opponents | 31 | 6250 | 867-1837 | .472 | 395-602 | .656 | 1025-33.1 | 587 | 440 | 487 | 59 | 208 | | | 2129-68.7 |

1984-85

RECORD: 14-16

| Player | HOME: 9-5 | | AWAY: 2-9 | | NEUTRAL: 3-2 | | FTM-FTA | Pct. | Reb.-Avg. | PF-DQ | AT | TO | BL | ST | Pts.-Avg. |
|------------------|-----------|-------------|-----------------|-------------|----------------|-------------|------------------|------------|------------|------------|------------|------------|----|----|------------------|
| | G-GS | Min.-Avg. | FGM-FGA | Pct. | | | | | | | | | | | |
| Gipson | 30-30 | 1040-35.0 | 236-489 | .483 | 96-150 | .640 | 234-7.8 | 87-2 | 32 | 58 | 47 | 21 | | | 568-18.9 |
| Allen | 28-27 | 901-32.2 | 187-352 | .531 | 62-101 | .614 | 190-6.8 | 83-4 | 14 | 43 | 28 | 37 | | | 436-15.6 |
| Farrar | 30-30 | 1005-33.5 | 138-271 | .509 | 40-55 | .727 | 86-2.9 | 92-6 | 110 | 78 | 8 | 42 | | | 316-10.5 |
| Shaffer | 28-24 | 849-30.3 | 121-267 | .453 | 49-74 | .662 | 96-3.4 | 88-4 | 171 | 84 | 6 | 81 | | | 292-10.4 |
| Myrick | 30-29 | 976-32.5 | 116-237 | .489 | 70-101 | .693 | 186-6.2 | 88-5 | 75 | 69 | 16 | 46 | | | 302-10.1 |
| Fitchett | 29-5 | 661-22.8 | 74-121 | .612 | 51-74 | .689 | 109-3.8 | 58-2 | 24 | 21 | 16 | 19 | | | 198-6.8 |
| Speights | 19-0 | 198-10.4 | 28-52 | .538 | 30-45 | .667 | 68-3.6 | 20-0 | 12 | 24 | 2 | 6 | | | 86-4.5 |
| Carter | 14-0 | 53-3.8 | 10-23 | .435 | 4-6 | .667 | 13-0.9 | 12-0 | 2 | 3 | 1 | 2 | | | 24-1.7 |
| Mabry | 23-0 | 123-5.3 | 9-25 | .360 | 8-15 | .538 | 6-0.3 | 21-1 | 25 | 23 | 0 | 6 | | | 26-1.1 |
| Martin | 11-0 | 40-3.6 | 2-6 | .333 | 3-3 | 1.000 | 7-0.6 | 5-0 | 0 | 2 | 0 | 0 | | | 7-0.6 |
| FSU | 30 | 6025 | 935-1877 | .498 | 432-646 | .669 | 1101-36.7 | 564 | 484 | 416 | 124 | 266 | | | 2302-76.7 |
| Opponents | 30 | 6025 | 860-1854 | .464 | 434-633 | .686 | 1075-35.8 | 600 | 374 | 438 | 71 | 186 | | | 2154-71.8 |



YEAR-BY-YEAR ALL-TIME STATS

1985-86

RECORD: 12-17

HOME: 11-4

AWAY: 0-12

NEUTRAL: 1-1

| Player | G-GS | Min.-Avg. | FGM-FGA | Pct. | FTM-FTA | Pct. | Reb.-Avg. | PF-DQ | AT | TO | BL | ST | Pts.-Avg. |
|-----------|-------|-----------|----------|------|---------|------|-----------|--------|-----|-----|----|-----|-----------|
| Barber | 29-26 | 933-32.2 | 204-402 | .507 | 78-102 | .765 | 69-2.4 | 60-1 | 146 | 138 | 4 | 52 | 486-16.8 |
| Allen | 27-26 | 849-31.4 | 152-330 | .461 | 67-112 | .598 | 163-6.2 | 88-6 | 18 | 47 | 30 | 32 | 371-13.7 |
| Davis | 25-24 | 784-31.4 | 129-237 | .544 | 42-52 | .808 | 110-4.4 | 58-1 | 97 | 63 | 3 | 32 | 300-12.0 |
| Fitchett | 29-29 | 865-29.8 | 126-205 | .615 | 43-61 | .705 | 130-4.5 | 62-1 | 31 | 54 | 24 | 30 | 295-10.2 |
| Choice | 24-9 | 571-23.8 | 88-182 | .484 | 63-79 | .797 | 103-4.5 | 62-1 | 7 | 38 | 14 | 8 | 239-10.0 |
| Shaffer | 23-18 | 603-26.2 | 68-144 | .472 | 41-58 | .707 | 98-4.3 | 78-5 | 85 | 58 | 9 | 30 | 177-7.7 |
| Hunter | 28-9 | 461-16.5 | 88-158 | .557 | 14-32 | .438 | 130-4.6 | 57-1 | 9 | 22 | 6 | 12 | 190-6.8 |
| McCloud | 27-1 | 283-10.5 | 42-87 | .483 | 31-49 | .633 | 49-1.8 | 35-0 | 26 | 44 | 2 | 13 | 115-4.4 |
| Karasek | 11-2 | 117-10.6 | 11-30 | .367 | 7-10 | .700 | 20-1.9 | 18-1 | 5 | 8 | 1 | 2 | 29-2.6 |
| Mabry | 14-0 | 56-4.1 | 7-15 | .467 | 16-18 | .889 | 6-0.4 | 7-0 | 8 | 6 | 0 | 3 | 30-2.2 |
| Mateer | 23-1 | 223-9.7 | 20-43 | .465 | 6-11 | .545 | 46-2.0 | 34-0 | 29 | 31 | 0 | 11 | 46-2.0 |
| Carter | 13-0 | 45-3.5 | 10-22 | .454 | 4-6 | .667 | 24-1.9 | 8-0 | 0 | 9 | 3 | 2 | 24-1.9 |
| Larson | 4-0 | 10-2.5 | 0-3 | .000 | 2-3 | .667 | 2-0.5 | 1-0 | 0 | 1 | 1 | 1 | 2-0.5 |
| FSU | 29 | 5800 | 945-1858 | .509 | 414-593 | .698 | 980-33.8 | 568-17 | 461 | 519 | 97 | 228 | 2304-79.4 |
| Opponents | 29 | 5800 | 950-1899 | .500 | 457-632 | .723 | 1088-37.5 | 559-17 | 457 | 508 | 72 | 187 | 2357-81.3 |

1986-87

RECORD: 19-11

HOME: 14-2

AWAY: 3-8

NEUTRAL: 2-1

| Player | G-GS | Min.-Avg. | FGM-FGA | Pct. | 3PM-3PA | Pct. | FTM-FTA | Pct. | Reb.-Avg. | PF-DQ | AT | TO | BL | ST | Pts.-Avg. |
|-----------|-------|-----------|----------|------|---------|------|---------|-------|-----------|--------|-----|-----|----|-----|-----------|
| Barber | 30-29 | 1033-34.4 | 191-400 | .478 | 72-161 | .447 | 122-152 | .803 | 69-2.3 | 77-2 | 144 | 102 | 4 | 38 | 576-19.2 |
| Davis | 30-28 | 957-31.9 | 150-311 | .482 | 80-175 | .457 | 54-71 | .761 | 123-4.1 | 65-3 | 91 | 66 | 3 | 37 | 434-14.5 |
| Allen | 30-29 | 954-31.9 | 144-312 | .462 | 0-2 | .000 | 88-127 | .693 | 235-7.8 | 98-3 | 28 | 35 | 22 | 22 | 376-12.6 |
| Fitchett | 30-24 | 835-27.8 | 135-236 | .572 | 10-25 | .400 | 59-72 | .819 | 158-5.4 | 68-4 | 32 | 45 | 26 | 17 | 339-11.3 |
| Choice | 30-19 | 653-21.8 | 102-189 | .540 | 0-2 | .000 | 32-49 | .653 | 126-4.2 | 76-0 | 6 | 44 | 22 | 16 | 236-7.9 |
| McCloud | 30-4 | 590-19.7 | 87-197 | .442 | 14-47 | .298 | 42-68 | .618 | 126-4.2 | 57-0 | 43 | 53 | 2 | 4 | 230-7.7 |
| Karasek | 27-10 | 474-17.6 | 65-132 | .492 | 0-0 | .000 | 29-50 | .580 | 104-3.9 | 76-2 | 7 | 45 | 1 | 5 | 159-5.9 |
| Hunter | 29-4 | 354-12.2 | 63-128 | .492 | 0-0 | .000 | 16-37 | .432 | 111-3.8 | 49-0 | 4 | 21 | 8 | 10 | 142-4.9 |
| Mateer | 20-0 | 171-8.6 | 3-20 | .150 | 2-14 | .143 | 4-9 | .444 | 11-0.6 | 14-0 | 25 | 21 | 0 | 8 | 12-0.6 |
| Carter | 7-0 | 20-2.9 | 2-10 | .200 | 0-1 | .000 | 2-2 | 1.000 | 5-0.7 | 7-0 | 0 | 2 | 0 | 1 | 6-0.9 |
| MacPhee | 5-0 | 9-1.8 | 0-5 | .000 | 0-1 | .000 | 0-1 | .000 | 1-0.2 | 2-0 | 1 | 2 | 0 | 1 | 0-0.0 |
| FSU | 30 | 6050 | 942-1940 | .486 | 178-428 | .416 | 448-638 | .702 | 1161-38.7 | 589-14 | 381 | 436 | 88 | 159 | 2510-83.7 |
| Opponents | 30 | 6050 | 899-2026 | .444 | 118-295 | .400 | 435-632 | .688 | 1153-38.4 | 598-24 | 330 | 426 | 93 | 153 | 2351-78.4 |

1987-88

RECORD: 19-11

HOME: 13-2

AWAY: 3-6

NEUTRAL: 3-3

| Player | G-GS | Min.-Avg. | FGM-FGA | Pct. | 3PM-3PA | Pct. | FTM-FTA | Pct. | Reb.-Avg. | PF-DQ | AT | TO | BL | ST | Pts.-Avg. |
|-----------|-------|-----------|----------|------|---------|------|---------|------|-----------|--------|-----|-----|----|-----|-----------|
| McCloud | 30-30 | 902-30.1 | 193-403 | .479 | 72-159 | .453 | 88-112 | .786 | 111-3.7 | 69-3 | 105 | 85 | 6 | 34 | 546-18.2 |
| Dawson | 30-29 | 904-30.1 | 212-393 | .539 | 1-5 | .200 | 111-153 | .725 | 228-7.6 | 94-4 | 25 | 65 | 8 | 20 | 536-17.9 |
| Mayes | 30-29 | 780-26.0 | 142-299 | .475 | 46-100 | .460 | 66-90 | .733 | 83-2.8 | 89-4 | 62 | 61 | 2 | 45 | 396-13.2 |
| Hunter | 30-30 | 868-28.9 | 122-207 | .589 | 0-0 | .000 | 37-71 | .521 | 269-9.0 | 88-3 | 25 | 37 | 19 | 34 | 281-9.4 |
| Polite | 30-1 | 505-16.8 | 69-117 | .590 | 0-0 | .000 | 50-70 | .714 | 115-3.8 | 47-0 | 7 | 27 | 4 | 10 | 188-6.3 |
| Johnson | 29-11 | 484-16.7 | 60-103 | .582 | 9-23 | .391 | 41-46 | .891 | 48-1.6 | 29-0 | 48 | 24 | 0 | 14 | 170-5.9 |
| Fitchett | 30-17 | 493-16.4 | 53-115 | .461 | 16-33 | .485 | 23-29 | .793 | 88-2.9 | 40-0 | 19 | 28 | 20 | 16 | 145-4.8 |
| Mitchell | 30-0 | 326-10.9 | 37-86 | .430 | 0-0 | .000 | 34-60 | .567 | 22-0.7 | 41-1 | 37 | 33 | 0 | 16 | 108-3.6 |
| Boyd | 28-0 | 248-8.9 | 24-57 | .421 | 9-23 | .391 | 18-26 | .692 | 19-0.7 | 21-0 | 40 | 28 | 1 | 10 | 75-2.7 |
| White | 30-0 | 324-10.8 | 20-47 | .425 | 0-3 | .000 | 16-44 | .364 | 53-1.8 | 37-0 | 28 | 35 | 8 | 13 | 56-1.9 |
| Barnes | 9-0 | 33-4.0 | 5-11 | .454 | 1-6 | .167 | 1-3 | .333 | 4-0.4 | 3-0 | 3 | 2 | 0 | 1 | 12-1.3 |
| Fedor | 16-0 | 89-6.2 | 6-19 | .316 | 0-0 | .000 | 3-11 | .273 | 19-1.2 | 13-0 | 2 | 5 | 1 | 1 | 15-0.9 |
| FSU | 30 | 6025 | 943-1857 | .508 | 154-352 | .437 | 488-715 | .682 | 1147-38.2 | 571-15 | 401 | 430 | 69 | 214 | 2528-84.3 |
| Opponents | 30 | 6025 | 865-1861 | .465 | 138-401 | .344 | 422-595 | .709 | 957-31.9 | 627-19 | 365 | 450 | 94 | 193 | 2285-76.2 |

1988-89

RECORD: 22-8

HOME: 13-2

AWAY: 8-3

NEUTRAL: 1-3

| Player | G-GS | Min.-Avg. | FGM-FGA | Pct. | 3PM-3PA | Pct. | FTM-FTA | Pct. | Reb.-Avg. | PF-DQ | AT | TO | BL | ST | Pts.-Avg. |
|-----------|-------|-----------|----------|-------|---------|-------|---------|------|-----------|--------|-----|-----|----|-----|-----------|
| McCloud | 30-28 | 1067-36 | 207-462 | .448 | 115-262 | .439 | 154-176 | .875 | 109-3.6 | 70-1 | 125 | 97 | 6 | 53 | 683-22.8 |
| Dawson | 30-30 | 1036-35 | 243-460 | .528 | 25-83 | .301 | 118-160 | .738 | 206-6.9 | 96-4 | 20 | 79 | 5 | 32 | 629-21.0 |
| Mayes | 23-19 | 645-28 | 126-229 | .550 | 24-76 | .316 | 29-39 | .744 | 53-2.3 | 59-2 | 62 | 47 | 2 | 35 | 305-13.3 |
| Thomas | 30-23 | 774-26 | 110-213 | .516 | 0-1 | .000 | 76-104 | .731 | 192-6.4 | 92-3 | 22 | 49 | 18 | 23 | 296-9.9 |
| Hunter | 30-30 | 835-28 | 122-214 | .570 | 0-1 | .000 | 28-45 | .622 | 249-8.3 | 76-0 | 28 | 25 | 20 | 38 | 272-9.1 |
| Mitchell | 28-15 | 679-24 | 84-166 | .506 | 1-2 | .500 | 78-120 | .650 | 72-2.6 | 66-3 | 82 | 51 | 4 | 34 | 247-8.8 |
| Boyd | 25-4 | 397-16 | 41-95 | .432 | 8-25 | .320 | 37-50 | .740 | 55-2.2 | 39-0 | 29 | 23 | 4 | 19 | 127-5.1 |
| Polite | 6-0 | 76-13 | 10-20 | .500 | 0-0 | .000 | 6-17 | .353 | 23-3.8 | 5-0 | 2 | 3 | 1 | 1 | 26-4.3 |
| Wells | 9-0 | 27-3 | 9-14 | .643 | 0-1 | .000 | 2-3 | .667 | 14-1.6 | 6-0 | 1 | 1 | 0 | 0 | 20-2.2 |
| Johnson | 27-0 | 158-6 | 13-38 | .342 | 6-19 | .316 | 16-19 | .842 | 17-0.6 | 10-0 | 10 | 11 | 2 | 3 | 48-1.8 |
| White | 28-0 | 217-8 | 18-25 | .720 | 1-1 | 1.000 | 9-26 | .346 | 41-1.5 | 29-0 | 20 | 17 | 8 | 11 | 46-1.6 |
| Hands | 12-0 | 2-1 | 110-5 | 12-34 | .353 | 1-3 | .333 | 5-7 | .714 | 9-0.4 | 7-0 | 8 | 12 | 2 | 30-1.4 |
| Barnes | 9-0 | 18-2 | 4-8 | .500 | 0-0 | .000 | 2-4 | .500 | 4-0.4 | 0-0 | 1 | 3 | 0 | 0 | 10-1.1 |
| Miles | 6-0 | 11-2 | 0-2 | .000 | 0-0 | .000 | 0-0 | .000 | 1-0.2 | 2-0 | 1 | 1 | 1 | 0 | 0-0.0 |
| FSU | 30 | 6050 | 999-1980 | .505 | 181-474 | .382 | 560-770 | .727 | 1116-37.2 | 557-13 | 411 | 419 | 71 | 251 | 2739-91.3 |
| Opponents | 30 | 6050 | 957-1989 | .481 | 141-385 | .366 | 367-541 | .678 | 1096-36.5 | 672-22 | 408 | 502 | 72 | 188 | 2422-80.7 |



FLORIDA STATE[®]

YEAR-BY-YEAR ALL-TIME STATS

1989-90

| RECORD: 16-15 | | HOME: 9-4 | | AWAY: 6-6 | | NEUTRAL: 1-5 | | | | | | | | | | | |
|------------------|-----------|-------------|-----------------|-------------|----------------|--------------|----------------|-------------|------------------|---------------|------------|------------|------------|------------|------------------|--|--|
| Player | G-GS | Min.-Avg. | FGM-FGA | Pct. | 3PM-3PA | Pct. | FTM-FTA | Pct. | Reb.-Avg. | PF-DQ | AT | TO | BL | ST | Pts.-Avg. | | |
| Mayes | 24-23 | 874-36 | 198-414 | .478 | 58-161 | .360 | 105-126 | .833 | 81-3.4 | 76-4 | 93 | 94 | 2 | 52 | 559-23.3 | | |
| Thomas | 31-30 | 1073-35 | 207-430 | .481 | 0-4 | .000 | 105-151 | .695 | 236-7.6 | 109-4 | 30 | 82 | 31 | 39 | 519-16.7 | | |
| Polite | 31-31 | 967-31 | 156-268 | .582 | 4-11 | .364 | 117-173 | .676 | 262-8.5 | 81-3 | 29 | 75 | 4 | 40 | 433-14.0 | | |
| Graham | 31-20 | 775-25 | 126-269 | .468 | 11-30 | .367 | 51-69 | .739 | 110-3.5 | 69-2 | 37 | 61 | 8 | 26 | 314-10.1 | | |
| Boyd | 31-24 | 882-28 | 71-199 | .357 | 21-66 | .318 | 35-53 | .660 | 121-3.9 | 71-0 | 73 | 71 | 7 | 34 | 198-6.4 | | |
| Copeland | 28-6 | 486-17 | 22-73 | .301 | 12-33 | .364 | 47-62 | .758 | 34-1.2 | 34-0 | 48 | 35 | 0 | 29 | 103-3.7 | | |
| Dobard | 29-0 | 349-12 | 38-68 | .559 | 0-0 | .000 | 12-23 | .522 | 82-2.8 | 37-1 | 6 | 21 | 36 | 2 | 88-3.0 | | |
| Miller | 18-0 | 109-6 | 17-32 | .531 | 8-15 | .533 | 6-11 | .545 | 9-0.5 | 5-0 | 8 | 4 | 0 | 6 | 48-2.7 | | |
| Hands | 31-4 | 307-10 | 23-66 | .348 | 1-10 | .100 | 12-17 | .706 | 30-1.0 | 22-0 | 20 | 32 | 0 | 13 | 59-1.9 | | |
| Wells | 13-0 | 57-4 | 7-15 | .467 | 0-2 | .000 | 2-4 | .500 | 4-0.3 | 4-0 | 0 | 4 | 0 | 1 | 16-1.2 | | |
| White | 26-16 | 397-15 | 14-36 | .389 | 0-3 | .000 | 3-9 | .333 | 66-2.5 | 48-0 | 41 | 30 | 8 | 12 | 31-1.2 | | |
| Miles | 4-0 | 7-2 | 1-2 | .500 | 1-1 | 1.000 | 0-1 | .000 | 4-1.0 | 1-0 | 0 | 1 | 0 | 0 | 3-0.8 | | |
| Barnes | 8-1 | 42-5 | 2-14 | .143 | 1-7 | .143 | 0-1 | .000 | 1-0.1 | 2-0 | 4 | 3 | 0 | 2 | 5-0.6 | | |
| FSU | 31 | 6325 | 882-1886 | .468 | 117-343 | .341 | 495-700 | .707 | 1123-36.2 | 559-14 | 389 | 513 | 96 | 256 | 2376-76.6 | | |
| Opponents | 31 | 6325 | 909-1903 | .478 | 122-363 | .336 | 401-570 | .704 | 1048-33.8 | 620-25 | 486 | 481 | 100 | 206 | 2341-75.5 | | |

1990-91

| RECORD: 21-11 | | HOME: 12-2 | | AWAY: 4-8 | | NEUTRAL: 5-1 | | | | | | | | | | | |
|------------------|-----------|-------------|-----------------|-------------|----------------|--------------|----------------|-------------|----------------|------------------|------------|------------|------------|------------|------------|------------------|--|
| Player | G-GS | Min.-Avg. | FGM-FGA | Pct. | 3PM-3PA | Pct. | FTM-FTA | Pct. | Off.-Def. | Tot.-Avg. | PF-DQ | AT | TO | BL | ST | Pts.-Avg. | |
| Edwards | 32-32 | 1046-33 | 200-385 | .519 | 12-36 | .333 | 112-158 | .709 | 94-133 | 227-7.1 | 97-0 | 61 | 83 | 36 | 32 | 524-16.4 | |
| Polite | 32-31 | 930-29 | 144-305 | .472 | 7-21 | .333 | 124-190 | .653 | 114-159 | 273-8.5 | 67-2 | 31 | 75 | 2 | 35 | 419-13.1 | |
| Boyd | 32-31 | 855-28 | 129-330 | .391 | 55-178 | .309 | 66-93 | .710 | 26-67 | 93-2.9 | 90-2 | 69 | 68 | 4 | 36 | 379-11.8 | |
| Graham | 32-6 | 685-21 | 131-306 | .428 | 36-104 | .346 | 52-73 | .712 | 41-45 | 86-2.7 | 73-1 | 30 | 43 | 7 | 25 | 350-10.9 | |
| Dobard | 29-27 | 709-24 | 110-193 | .570 | 0-0 | .000 | 27-50 | .540 | 64-86 | 150-5.2 | 80-5 | 26 | 49 | 47 | 24 | 247-8.5 | |
| Ward | 30-21 | 715-24 | 81-178 | .455 | 15-48 | .313 | 62-87 | .713 | 23-66 | 89-3.0 | 53-1 | 103 | 60 | 8 | 71 | 239-8.0 | |
| Hands | 13-0 | 70-5 | 14-31 | .452 | 2-6 | .333 | 7-13 | .538 | 7-6 | 13-1.0 | 4-0 | 6 | 9 | 1 | 3 | 37-2.8 | |
| Myers | 32-8 | 462-14 | 23-51 | .451 | 3-10 | .300 | 36-44 | .818 | 15-29 | 44-1.4 | 33-1 | 58 | 39 | 1 | 20 | 85-2.7 | |
| White | 29-0 | 286-10 | 31-64 | .484 | 8-19 | .421 | 4-20 | .200 | 18-35 | 53-1.8 | 27-0 | 28 | 25 | 7 | 9 | 74-2.6 | |
| Copeland | 13-1 | 94-7 | 7-22 | .318 | 3-12 | .250 | 14-19 | .737 | 1-6 | 7-0.5 | 13-0 | 9 | 12 | 0 | 7 | 31-2.4 | |
| Salters | 25-0 | 159-6 | 23-49 | .469 | 0-1 | .000 | 11-19 | .579 | 17-22 | 39-1.6 | 24-1 | 8 | 10 | 5 | 6 | 57-2.3 | |
| Reid | 32-2 | 302-9 | 22-64 | .344 | 0-1 | .000 | 17-28 | .607 | 26-62 | 88-2.8 | 56-0 | 5 | 16 | 34 | 5 | 61-1.9 | |
| Nichols | 6-0 | 26-4 | 3-7 | .429 | 1-2 | .500 | 4-9 | .444 | 1-6 | 7-1.2 | 2-0 | 1 | 0 | 0 | 0 | 11-1.8 | |
| Miller | 14-1 | 56-4 | 6-16 | .375 | 5-9 | .556 | 6-6 | 1.000 | 6-3 | 9-0.6 | 3-0 | 5 | 3 | 0 | 2 | 23-1.6 | |
| FSU | 32 | 6424 | 924-2001 | .462 | 147-446 | .330 | 542-809 | .670 | 453-725 | 1261-39.4 | 622 | 440 | 492 | 152 | 275 | 2537-79.3 | |
| Opponents | 32 | 6425 | 883-1995 | .443 | 171-476 | .359 | 492-703 | .700 | 413-642 | 1161-36.3 | 652 | 441 | 503 | 93 | 231 | 2429-75.9 | |

1991-92

| RECORD: 22-10 | | HOME: 10-3 | | AWAY: 7-3 | | NEUTRAL: 5-4 | | | | | | | | | | | |
|------------------|-----------|-------------|-----------------|-------------|----------------|--------------|----------------|-------------|----------------|------------------|------------|------------|------------|------------|------------|------------------|--|
| Player | G-GS | Min.-Avg. | FGM-FGA | Pct. | 3PM-3PA | Pct. | FTM-FTA | Pct. | Off.-Def. | Tot.-Avg. | PF-DQ | AT | TO | BL | ST | Pts.-Avg. | |
| Cassell | 31-31 | 1046-34 | 206-454 | .454 | 58-164 | .354 | 100-142 | .704 | 40-101 | 141-4.5 | 108-5 | 119 | 92 | 8 | 56 | 570-18.4 | |
| Edwards | 30-30 | 1076-36 | 197-385 | .512 | 12-53 | .226 | 106-142 | .747 | 106-165 | 271-9.0 | 95-2 | 80 | 90 | 41 | 48 | 512-17.1 | |
| Graham | 30-24 | 765-26 | 143-324 | .441 | 36-108 | .333 | 69-85 | .812 | 42-63 | 105-3.5 | 75-1 | 19 | 46 | 1 | 28 | 391-13.0 | |
| Sura | 31-12 | 872-28 | 124-269 | .461 | 38-98 | .388 | 94-150 | .627 | 39-68 | 107-3.5 | 67-0 | 76 | 72 | 5 | 41 | 380-12.3 | |
| Dobard | 29-26 | 841-29 | 138-221 | .624 | 0-2 | .000 | 43-72 | .597 | 82-113 | 195-6.7 | 73-2 | 35 | 57 | 46 | 24 | 319-11.0 | |
| Ward | 28-22 | 841-30 | 72-145 | .497 | 22-48 | .458 | 35-66 | .530 | 19-71 | 90-3.2 | 67-2 | 122 | 74 | 6 | 75 | 201-7.2 | |
| Reid | 30-9 | 494-16 | 38-85 | .447 | 0-0 | .000 | 20-46 | .435 | 43-81 | 124-4.1 | 84-4 | 8 | 33 | 32 | 9 | 96-3.2 | |
| Wells | 19-1 | 146-8 | 20-36 | .556 | 2-8 | .250 | 11-18 | .611 | 11-23 | 34-1.8 | 6-0 | 2 | 7 | 6 | 3 | 53-2.8 | |
| Miller | 11-0 | 48-4 | 6-17 | .353 | 2-8 | .250 | 3-5 | .600 | 2-4 | 6-0.5 | 3-0 | 1 | 2 | 0 | 3 | 17-1.5 | |
| Donald | 21-0 | 133-6 | 10-28 | .357 | 0-2 | .000 | 5-6 | .833 | 9-9 | 18-0.9 | 17-0 | 7 | 8 | 0 | 3 | 25-1.2 | |
| Gruhl | 6-0 | 10-2 | 0-5 | .000 | 0-0 | .000 | 1-2 | .500 | 3-1 | 4-0.7 | 0-0 | 0 | 1 | 0 | 0 | 1-0.2 | |
| Porter | 2-0 | 2-2 | 0-1 | .000 | 0-0 | .000 | 0-0 | .000 | 0-0 | 0-0.0 | 0-0 | 0 | 0 | 0 | 0 | 0-0.0 | |
| Team | | | | | | | 74-2.4 | | | 10 | | | | | | | |
| FSU | 32 | 6275 | 954-1970 | .484 | 170-491 | .346 | 487-734 | .664 | 396-699 | 1194-38.5 | 595 | 469 | 482 | 145 | 290 | 2565-82.7 | |
| Opponents | 32 | 6275 | 859-1927 | .446 | 213-558 | .382 | 469-677 | .693 | 371-649 | 1145-36.9 | 590 | 447 | 518 | 99 | 223 | 2400-77.4 | |

1992-93

| RECORD: 25-10 | | HOME: 13-2 | | AWAY: 7-4 | | NEUTRAL: 5-4 | | | | | | | | | | | |
|------------------|-----------|-------------|------------------|-------------|----------------|--------------|----------------|-------------|----------------|------------------|------------|------------|------------|------------|------------|------------------|--|
| Player | G-GS | Min.-Avg. | FGM-FGA | Pct. | 3PM-3PA | Pct. | FTM-FTA | Pct. | Off.-Def. | Tot.-Avg. | PF-DQ | AT | TO | BL | ST | Pts.-Avg. | |
| Sura | 34-34 | 1213-35.7 | 241-533 | .452 | 73-220 | .332 | 120-188 | .638 | 81-128 | 209-6.1 | 87-2 | 92 | 129 | 7 | 54 | 675-19.9 | |
| Edwards | 31-31 | 1085-35.0 | 224-424 | .528 | 6-25 | .240 | 114-158 | .722 | 130-160 | 290-9.4 | 102-5 | 91 | 84 | 44 | 43 | 568-18.3 | |
| Cassell | 35-35 | 1298-37.1 | 234-466 | .502 | 50-131 | .382 | 123-162 | .759 | 47-105 | 152-4.3 | 110-7 | 170 | 98 | 10 | 97 | 641-18.3 | |
| Dobard | 35-35 | 1105-31.6 | 170-297 | .572 | 0-1 | .000 | 64-98 | .653 | 76-138 | 214-6.1 | 101-3 | 47 | 72 | 111 | 37 | 404-11.5 | |
| Ward | 17-14 | 557-32.8 | 49-106 | .462 | 16-50 | .320 | 18-27 | .667 | 9-36 | 45-2.6 | 32-0 | 93 | 36 | 5 | 48 | 132-7.8 | |
| Carroll | 30-4 | 459-15.3 | 57-143 | .399 | 26-79 | .329 | 23-33 | .697 | 25-52 | 77-2.6 | 70-1 | 22 | 45 | 21 | 12 | 157-4.6 | |
| Wells | 34-10 | 548-16.1 | 66-131 | .504 | 7-28 | .250 | 18-34 | .529 | 42-81 | 123-3.6 | 38-0 | 4 | 18 | 3 | 1 | 114-3.5 | |
| Robinson | 33-1 | 307-9.3 | 47-82 | .573 | 0-0 | .000 | 20-35 | .571 | 27-38 | 65-2.0 | 18-1 | 2 | 4 | 2 | 2 | 17-3.4 | |
| Reid | 5-5 | 101-20.2 | 7-14 | .500 | 0-0 | .000 | 3-6 | .500 | 10-11 | 21-4.2 | 22-0 | 20 | 22 | 1 | 15 | 96-3.3 | |
| Hands | 29-6 | 304-10.5 | 37-81 | .457 | 8-23 | .348 | 14-29 | .483 | 7-19 | 26-0.9 | 2-0 | 0 | 1 | 0 | 0 | 9-1.8 | |
| FSU | 35 | 7125 | 1145-2315 | .495 | 187-564 | .332 | 543-807 | .673 | 460-784 | 1376-39.3 | 606 | 584 | 554 | 210 | 322 | 3020-86.3 | |
| Opponents | 35 | 7125 | 1170-2392 | .450 | 220-587 | .375 | 414-631 | .656 | 551-790 | 1341-38.3 | 669 | 563 | 581 | 102 | 257 | 2788-79.7 | |



YEAR-BY-YEAR ALL-TIME STATS

1993-94

| RECORD: 13-14 | | HOME: 10-4 | | AWAY: 2-9 | | NEUTRAL: 1-1 | | | | | | | | | | | |
|------------------|-----------|-------------|-----------------|-------------|----------------|--------------|----------------|-------------|----------------|------------------|------------|------------|------------|------------|------------|------------------|--|
| Player | G-GS | Min.-Avg. | FGM-FGA | Pct. | 3PM-3PA | Pct. | FTM-FTA | Pct. | Off-Def. | Tot.-Avg. | PF-DQ | AT | TO | BL | ST | Pts.-Avg. | |
| Sura | 27-26 | 932-34.5 | 202-431 | .469 | 52-164 | .317 | 117-179 | .654 | 79-134 | 213-7.9 | 67-2 | 121 | 112 | 19 | 65 | 573-21.2 | |
| Graham | 24-17 | 658-27.4 | 103-247 | .417 | 32-89 | .360 | 44-58 | .759 | 34-50 | 84-3.5 | 54-2 | 28 | 45 | 1 | 20 | 282-11.8 | |
| Carroll | 4-4 | 92-23.0 | 18-38 | .474 | 9-22 | .409 | 0-3 | .000 | 1-11 | 12-3.0 | 3-0 | 4 | 5 | 1 | 7 | 45-11.3 | |
| Collins | 27-16 | 729-27.0 | 110-270 | .407 | 39-120 | .325 | 39-57 | .684 | 46-58 | 104-3.9 | 58-1 | 62 | 62 | 7 | 37 | 298-11.0 | |
| Ward | 16-16 | 574-35.9 | 61-167 | .365 | 21-83 | .253 | 25-40 | .625 | 23-39 | 62-3.9 | 36-2 | 78 | 42 | 2 | 44 | 168-10.5 | |
| Robinson | 26-22 | 678-26.1 | 79-156 | .506 | 0-0 | .000 | 35-63 | .556 | 49-106 | 155-6.0 | 57-2 | 11 | 46 | 5 | 9 | 193-7.4 | |
| Reid | 27-19 | 643-23.8 | 73-156 | .468 | 0-2 | .000 | 41-73 | .562 | 82-85 | 167-6.2 | 101-10 | 13 | 37 | 54 | 13 | 187-6.9 | |
| Luchman | 27-8 | 495-18.3 | 59-114 | .518 | 0-0 | .000 | 38-53 | .717 | 42-67 | 109-4.0 | 79-4 | 14 | 35 | 12 | 12 | 156-5.8 | |
| Cooper | 7-1 | 90-12.9 | 12-30 | .400 | 1-6 | .167 | 4-9 | .444 | 5-6 | 11-1.6 | 12-0 | 8 | 9 | 1 | 6 | 29-4.1 | |
| Shepherd | 24-2 | 199-8.3 | 21-56 | .375 | 11-29 | .379 | 18-21 | .857 | 6-19 | 25-1.0 | 17-0 | 19 | 17 | 1 | 10 | 71-3.0 | |
| Kerner | 18-2 | 178-9.9 | 16-29 | .552 | 0-0 | .000 | 13-21 | .619 | 6-24 | 30-1.7 | 19-0 | 6 | 9 | 5 | 2 | 45-2.5 | |
| Bryant | 9-1 | 82-9.1 | 2-8 | .250 | 1-3 | .333 | 15-17 | .882 | 1-2 | 3-0.3 | 7-0 | 7 | 8 | 0 | 5 | 20-2.2 | |
| Nasworthy | 2-0 | 4-2.0 | 2-2 | 1.000 | 0-0 | .000 | 0-0 | .000 | 1-0 | 1-0.5 | 0-0 | 0 | 1 | 0 | 0 | 4-2.0 | |
| Grabuloff | 8-0 | 42-5.3 | 2-8 | .250 | 0-2 | .000 | 3-4 | .750 | 3-5 | 8-1.0 | 4-0 | 6 | 3 | 2 | 1 | 7-0.9 | |
| Azama | 2-0 | 7-3.5 | 0-1 | .000 | 0-0 | .000 | 0-0 | .000 | 0-0 | 0-0.0 | 0-0 | 0 | 0 | 0 | 0 | 0-0.0 | |
| FSU | 27 | 5403 | 765-1713 | .444 | 166-520 | .319 | 392-598 | .656 | 378-606 | 1076-39.9 | 514 | 377 | 431 | 110 | 231 | 2078-77.0 | |
| Opponents | 27 | 5403 | 766-1643 | .435 | 169-468 | .361 | 423-637 | .664 | 382-632 | 1014-37.6 | 501 | 433 | 442 | 111 | 203 | 2020-74.8 | |

1994-95

| RECORD: 12-15 | | HOME: 10-5 | | AWAY: 2-8 | | NEUTRAL: 0-2 | | | | | | | | | | | |
|------------------|-----------|-------------|-----------------|-------------|----------------|--------------|----------------|-------------|----------------|------------------|------------|------------|------------|------------|------------|------------------|--|
| Player | G-GS | Min.-Avg. | FGM-FGA | Pct. | 3PM-3PA | Pct. | FTM-FTA | Pct. | Off-Def. | Tot.-Avg. | PF-DQ | AT | TO | BL | ST | Pts.-Avg. | |
| Sura | 27-26 | 981-36.3 | 164-393 | .417 | 51-158 | .323 | 123-179 | .687 | 55-130 | 185-6.9 | 76-3 | 146 | 92 | 5 | 49 | 502-18.6 | |
| Collins | 27-27 | 902-33.4 | 181-354 | .511 | 72-164 | .439 | 53-76 | .697 | 59-57 | 116-4.3 | 73-3 | 48 | 74 | 7 | 37 | 487-18.0 | |
| Louis | 27-27 | 825-30.6 | 120-267 | .449 | 1-4 | .250 | 54-76 | .711 | 100-110 | 210-7.8 | 79-4 | 18 | 60 | 74 | 14 | 295-10.9 | |
| Carroll | 26-3 | 518-19.9 | 72-172 | .419 | 42-112 | .375 | 17-21 | .810 | 18-52 | 70-2.7 | 38-0 | 20 | 43 | 1 | 5 | 203-7.8 | |
| Greer | 26-24 | 676-26.0 | 55-136 | .404 | 24-66 | .364 | 12-16 | .750 | 13-63 | 76-2.9 | 30-0 | 78 | 45 | 2 | 34 | 146-5.6 | |
| Reid | 27-12 | 425-15.7 | 46-85 | .541 | 0-0 | .000 | 19-31 | .613 | 44-63 | 107-4.0 | 75-5 | 6 | 45 | 39 | 6 | 111-4.1 | |
| Curry | 24-0 | 362-15.1 | 28-90 | .311 | 14-49 | .286 | 16-29 | .552 | 32-36 | 68-2.8 | 37-0 | 27 | 25 | 5 | 12 | 86-3.6 | |
| Luchman | 25-8 | 362-14.5 | 35-81 | .432 | 0-0 | .000 | 18-36 | .500 | 33-46 | 79-3.2 | 57-1 | 12 | 17 | 15 | 17 | 88-3.5 | |
| Shepherd | 15-3 | 165-11.0 | 18-44 | .409 | 7-24 | .292 | 8-10 | .800 | 8-13 | 21-1.4 | 18-0 | 20 | 14 | 0 | 5 | 51-3.4 | |
| Wooden | 23-5 | 205-8.9 | 25-47 | .532 | 0-4 | .000 | 6-10 | .600 | 15-27 | 42-1.8 | 31-0 | 10 | 17 | 19 | 6 | 56-2.4 | |
| Brower | 2-0 | 27-13.5 | 1-6 | .167 | 0-5 | .000 | 0-0 | .000 | 0-3 | 3-1.5 | 1-0 | 1 | 5 | 0 | 1 | 2-1.0 | |
| Mulligan | 4-0 | 7-1.8 | 0-4 | .000 | 0-2 | .000 | 0-2 | .000 | 0-0 | 0-0.0 | 0-0 | 0 | 1 | 0 | 0 | 0-0.0 | |
| FSU | 27 | 5455 | 745-1679 | .444 | 211-588 | .359 | 326-486 | .671 | 377-600 | 1036-38.4 | 515 | 386 | 440 | 167 | 186 | 2027-75.1 | |
| Opponents | 27 | 5455 | 714-1630 | .438 | 166-438 | .379 | 419-588 | .713 | 376-589 | 965-35.7 | 468 | 355 | 379 | 68 | 202 | 2013-74.6 | |

1995-96

| RECORD: 13-14 | | HOME: 9-6 | | AWAY: 2-7 | | NEUTRAL: 2-1 | | | | | | | | | | | |
|------------------|-----------|-------------|-----------------|-------------|----------------|--------------|----------------|-------------|----------------|------------------|------------|------------|------------|------------|------------|------------------|--|
| Player | G-GS | Min.-Avg. | FGM-FGA | Pct. | 3PM-3PA | Pct. | FTM-FTA | Pct. | Off-Def. | Tot.-Avg. | PF-DQ | AT | TO | BL | ST | Pts.-Avg. | |
| Collins | 27-27 | 966-35.8 | 172-412 | .417 | 69-199 | .347 | 81-120 | .675 | 47-74 | 121-4.5 | 75-1 | 86 | 68 | 9 | 62 | 494-18.3 | |
| Jackson | 24-15 | 630-26.3 | 90-180 | .500 | 4-14 | .286 | 43-68 | .632 | 53-73 | 126-5.3 | 50-0 | 13 | 35 | 30 | 14 | 227-9.5 | |
| Greer | 27-25 | 815-30.2 | 91-203 | .448 | 18-62 | .290 | 53-83 | .639 | 18-75 | 93-3.4 | 30-0 | 131 | 65 | 3 | 31 | 253-9.4 | |
| Louis | 23-17 | 637-27.7 | 84-198 | .424 | 0-0 | .000 | 47-75 | .627 | 64-86 | 150-6.5 | 57-4 | 12 | 38 | 43 | 16 | 215-9.3 | |
| Luchman | 27-21 | 638-23.6 | 97-155 | .626 | 0-0 | .000 | 55-80 | .688 | 75-97 | 172-6.4 | 102-10 | 21 | 42 | 26 | 35 | 249-9.2 | |
| Brower | 26-9 | 394-15.2 | 61-140 | .436 | 27-71 | .380 | 24-34 | .706 | 15-29 | 44-1.7 | 33-1 | 31 | 28 | 0 | 15 | 173-6.7 | |
| Curry | 27-18 | 595-22.0 | 56-162 | .346 | 24-71 | .338 | 38-58 | .655 | 40-50 | 90-3.3 | 59-4 | 35 | 27 | 4 | 32 | 174-6.4 | |
| Shepherd | 26-1 | 370-14.2 | 41-117 | .350 | 27-75 | .360 | 41-58 | .707 | 20-24 | 44-1.7 | 29-0 | 49 | 28 | 0 | 19 | 150-5.8 | |
| McClendon | 9-0 | 112-12.4 | 9-28 | .321 | 2-6 | .333 | 7-15 | .467 | 6-13 | 19-2.1 | 6-0 | 3 | 5 | 0 | 5 | 27-3.0 | |
| Sparks | 20-1 | 163-8.2 | 19-40 | .475 | 3-7 | .429 | 11-19 | .579 | 11-26 | 37-1.9 | 37-1 | 7 | 18 | 3 | 3 | 52-2.6 | |
| Wooden | 13-1 | 86-6.6 | 7-11 | .636 | 1-1 | 1.000 | 3-8 | .375 | 9-13 | 22-1.7 | 22-1 | 7 | 7 | 4 | 4 | 18-1.4 | |
| Mulligan | 3-0 | 5-1.7 | 0-4 | .000 | 0-0 | .000 | 1-2 | .500 | 1-0 | 1-0.3 | 0-0 | 1 | 0 | 0 | 0 | 1-0.3 | |
| Nasworthy | 1-0 | 0-0.0 | 0-0 | .000 | 0-0 | .000 | 0-0 | .000 | 0-0 | 0-0.0 | 0-0 | 0 | 0 | 0 | 0 | 0-0.0 | |
| FSU | 27 | 5411 | 727-1650 | .441 | 175-506 | .346 | 404-620 | .652 | 359-560 | 1002-32.2 | 508 | 396 | 361 | 122 | 236 | 2033-75.3 | |
| Opponents | 27 | 5411 | 687-1554 | .442 | 190-529 | .359 | 409-604 | .677 | 365-631 | 996-35.7 | 549 | 361 | 426 | 82 | 195 | 1973-73.1 | |

1996-97

| RECORD: 20-12 | | HOME: 13-3 | | AWAY: 5-7 | | NEUTRAL: 2-2 | | | | | | | | | | | |
|------------------|-----------|-------------|-----------------|-------------|----------------|--------------|----------------|-------------|----------------|------------------|------------|------------|------------|------------|------------|------------------|--|
| Player | G-GS | Min.-Avg. | FGM-FGA | Pct. | 3PM-3PA | Pct. | FTM-FTA | Pct. | Off-Def. | Tot.-Avg. | PF-DQ | AT | TO | BL | ST | Pts.-Avg. | |
| Collins | 31-31 | 1081-34.9 | 182-397 | .458 | 75-203 | .369 | 75-112 | .670 | 51-107 | 158-5.1 | 85-0 | 87 | 65 | 14 | 55 | 514-16.6 | |
| Jackson | 31-26 | 879-28.4 | 135-303 | .446 | 7-18 | .389 | 65-109 | .596 | 80-114 | 194-6.3 | 79-1 | 18 | 52 | 46 | 23 | 342-11.0 | |
| Louis | 25-14 | 677-27.1 | 109-219 | .498 | 0-0 | .000 | 57-88 | .648 | 66-104 | 170-6.8 | 71-2 | 9 | 42 | 30 | 18 | 275-11.0 | |
| Thompson | 32-29 | 960-30.0 | 103-257 | .401 | 31-88 | .352 | 43-67 | .642 | 27-81 | 108-3.4 | 86-4 | 184 | 98 | 10 | 71 | 280-8.8 | |
| Greer | 32-20 | 870-27.2 | 91-213 | .427 | 38-105 | .362 | 49-80 | .613 | 41-83 | 124-3.9 | 52-2 | 71 | 42 | 9 | 39 | 269-8.4 | |
| Luchman | 32-25 | 729-22.8 | 97-188 | .516 | 0-0 | .000 | 65-89 | .730 | 77-115 | 192-6.0 | 99-5 | 15 | 24 | 19 | 27 | 259-8.1 | |
| Brower | 29-3 | 445-15.3 | 65-144 | .451 | 28-84 | .333 | 24-36 | .667 | 10-26 | 36-1.2 | 42-0 | 27 | 35 | 1 | 13 | 182-6.3 | |
| Hale | 32-10 | 417-13.9 | 47-110 | .427 | 9-38 | .237 | 27-40 | .675 | 26-43 | 69-2.3 | 35-0 | 14 | 25 | 10 | 9 | 130-4.3 | |
| Deas | 31-3 | 329-10.6 | 28-76 | .368 | 6-20 | .300 | 15-27 | .556 | 7-36 | 43-1.4 | 38-1 | 66 | 48 | 1 | 24 | 77-2.5 | |
| Sparks | 5-0 | 33-6.60 | 6-11 | .545 | 0-1 | .000 | 0-2 | .000 | 1-4 | 5-1.0 | 7-0 | 1 | 4 | 0 | 1 | 12-2.4 | |
| Mulligan | 9-0 | 27-3.0 | 3-9 | .333 | 1-1 | 1.000 | 1-6 | .167 | 0-3 | 3-0.3 | 7-0 | 0 | 4 | 2 | 0 | 8-0.9 | |
| Polley | 1-0 | 3-3.0 | 0-1 | .000 | 0-0 | .000 | 0-0 | .000 | 0-0 | 0-0.0 | 0-0 | 0 | 0 | 0 | 0 | 0-0.0 | |
| FSU | 32 | 6450 | 866-1928 | .449 | 195-558 | .349 | 421-656 | .642 | 386-716 | 1206-37.7 | 601 | 492 | 439 | 142 | 280 | 2348-73.4 | |
| Opponents | 32 | 6450 | 758-1896 | .400 | 172-538 | .320 | 448-687 | .652 | 475-715 | 1190-37.2 | 567 | 360 | 485 | 118 | 200 | 2136-66.8 | |



YEAR-BY-YEAR ALL-TIME STATS

1997-98

RECORD: 18-14

| Player | G-GS | HOME: 9-5 | | | | AWAY: 6-6 | | | | NEUTRAL: 3-3 | | | | Pct. | FTM-FTA | Pct. | Off-Def. | Tot-Avg. | PF-DQ | AT | TO | BL | ST | Pts.-Avg. |
|-----------|-------|-----------|----------|-------|---------|-----------|---------|------|---------|--------------|---------|------|---------|------|---------|-----------|----------|----------|-------|----|----|----|----|-----------|
| | | Min.-Avg. | FGM-FGA | Pct. | 3PM-3PA | Min.-Avg. | FGM-FGA | Pct. | 3PM-3PA | Min.-Avg. | FGM-FGA | Pct. | 3PM-3PA | | | | | | | | | | | |
| Jackson | 31-28 | 867-28.0 | 153-314 | .487 | 3-19 | .158 | 85-118 | .720 | 61-111 | 172-5.5 | 79-5 | 34 | 80 | 37 | 26 | 394-12.7 | | | | | | | | |
| Baker | 31-28 | 873-28.2 | 120-240 | .500 | 33-98 | .337 | 99-124 | .798 | 45-88 | 133-4.3 | 108-3 | 64 | 78 | 7 | 59 | 372-12.0 | | | | | | | | |
| Greer | 32-32 | 988-30.9 | 127-321 | .396 | 43-147 | .293 | 57-76 | .750 | 52-93 | 145-4.5 | 61-1 | 81 | 64 | 6 | 32 | 354-11.1 | | | | | | | | |
| Louis | 32-31 | 882-27.6 | 134-241 | .556 | 0-0 | .000 | 74-132 | .561 | 70-155 | 225-7.0 | 80-3 | 28 | 40 | 50 | 18 | 342-10.7 | | | | | | | | |
| Thompson | 32-32 | 1072-33.5 | 104-283 | .367 | 19-80 | .238 | 55-76 | .724 | 15-110 | 125-3.9 | 91-2 | 172 | 124 | 9 | 60 | 282-8.8 | | | | | | | | |
| Hale | 32-4 | 569-17.8 | 70-147 | .476 | 20-61 | .328 | 27-44 | .614 | 46-81 | 127-4.0 | 75-1 | 35 | 40 | 16 | 15 | 187-5.8 | | | | | | | | |
| Shabazz | 32-4 | 517-16.2 | 61-110 | .555 | 0-0 | .000 | 42-90 | .467 | 57-63 | 120-3.8 | 55-0 | 9 | 43 | 37 | 13 | 164-5.1 | | | | | | | | |
| Brower | 6-0 | 50-8.3 | 7-15 | .467 | 3-8 | .375 | 3-4 | .750 | 0-6 | 6-1.0 | 2-0 | 2 | 3 | 0 | 0 | 20-3.3 | | | | | | | | |
| Mulligan | 16-1 | 107-6.7 | 13-25 | .520 | 0-0 | .000 | 11-17 | .647 | 11-4 | 15-0.9 | 10-0 | 4 | 11 | 0 | 0 | 37-2.3 | | | | | | | | |
| Deas | 21-0 | 158-7.5 | 15-40 | .375 | 4-13 | .308 | 9-12 | .750 | 1-17 | 18-0.9 | 21-0 | 22 | 31 | 1 | 12 | 43-2.0 | | | | | | | | |
| Simmons | 24-0 | 177-7.4 | 17-47 | .362 | 0-3 | .000 | 11-19 | .579 | 17-14 | 31-1.3 | 31-0 | 2 | 10 | 2 | 1 | 45-1.9 | | | | | | | | |
| Thompson | 17-0 | 82-4.8 | 8-27 | .296 | 1-1 | 1.000 | 7-12 | .583 | 5-10 | 15-0.9 | 12-0 | 1 | 5 | 0 | 1 | 24-1.1 | | | | | | | | |
| Chlebek | 17-0 | 66-3.9 | 5-15 | .333 | 3-8 | .375 | 6-7 | .857 | 1-6 | 7-0.4 | 4-0 | 6 | 9 | 0 | 0 | 19-0.5 | | | | | | | | |
| Sheffield | 3-0 | 5-1.7 | 1-2 | .500 | 0-0 | .000 | 0-0 | .000 | 0-0 | 0-0.0 | 0-0 | 0 | 0 | 0 | 0 | 2-0.7 | | | | | | | | |
| Pierre | 5-0 | 6-1.2 | 1-1 | 1.000 | 0-0 | .000 | 0-0 | .000 | 0-3 | 3-0.6 | 2-0 | 1 | 1 | 0 | 0 | 2-0.4 | | | | | | | | |
| Thomas | 2-0 | 6-3.0 | 0-2 | .000 | 0-0 | .000 | 0-0 | .000 | 0-1 | 1-0.5 | 0-0 | 0 | 0 | 0 | 0 | 0-0.0 | | | | | | | | |
| FSU | 32 | 6425 | 836-1830 | .457 | 129-438 | .295 | 486-731 | .665 | 381-762 | 1240-38.8 | 631 | 461 | 543 | 165 | 237 | 2287-71.5 | | | | | | | | |
| Opponents | 32 | 6425 | 766-1881 | .401 | 179-569 | .315 | 507-731 | .694 | 406-674 | 1080-33.8 | 632 | 373 | 464 | 115 | 296 | 2218-69.3 | | | | | | | | |

1998-99

RECORD: 13-17

| Player | G-GS | HOME: 7-7 | | | | AWAY: 3-8 | | | | NEUTRAL: 3-2 | | | | Pct. | FTM-FTA | Pct. | Off-Def. | Tot-Avg. | PF-DQ | AT | TO | BL | ST | Pts.-Avg. |
|-----------|-------|-----------|----------|------|---------|-----------|---------|-------|---------|--------------|---------|------|---------|------|---------|-----------|----------|----------|-------|----|----|----|----|-----------|
| | | Min.-Avg. | FGM-FGA | Pct. | 3PM-3PA | Min.-Avg. | FGM-FGA | Pct. | 3PM-3PA | Min.-Avg. | FGM-FGA | Pct. | 3PM-3PA | | | | | | | | | | | |
| Hale | 30-30 | 914-30.5 | 167-351 | .476 | 39-119 | .328 | 108-135 | .800 | 59-109 | 168-5.6 | 92-6 | 41 | 57 | 27 | 34 | 481-16.0 | | | | | | | | |
| Baker | 30-27 | 953-31.8 | 151-345 | .438 | 43-139 | .309 | 90-122 | .738 | 44-88 | 132-4.4 | 95-9 | 84 | 82 | 6 | 80 | 435-14.5 | | | | | | | | |
| Anderson | 23-10 | 678-29.5 | 115-190 | .605 | 2-10 | .200 | 41-61 | .672 | 47-70 | 117-5.1 | 63-3 | 22 | 29 | 8 | 32 | 273-11.9 | | | | | | | | |
| Crawford | 30-4 | 854-28.5 | 108-288 | .375 | 64-161 | .398 | 38-66 | .576 | 18-65 | 83-2.8 | 58-1 | 85 | 66 | 3 | 16 | 318-10.6 | | | | | | | | |
| Shabazz | 5-5 | 155-31.0 | 14-36 | .389 | 0-0 | .000 | 18-38 | .474 | 16-24 | 40-8.0 | 15-0 | 1 | 14 | 15 | 2 | 46-9.2 | | | | | | | | |
| Arrington | 30-29 | 920-30.7 | 87-206 | .422 | 16-61 | .262 | 52-74 | .703 | 10-75 | 85-2.8 | 67-2 | 181 | 129 | 2 | 64 | 242-8.1 | | | | | | | | |
| Simmons | 30-20 | 739-24.6 | 71-150 | .473 | 1-1 | 1.000 | 33-69 | .478 | 56-63 | 119-4.0 | 82-5 | 13 | 29 | 10 | 15 | 176-5.9 | | | | | | | | |
| Thompson | 25-0 | 147-5.9 | 16-40 | .400 | 0-3 | .000 | 9-16 | .563 | 13-16 | 29-1.2 | 21-0 | 1 | 6 | 1 | 5 | 41-1.6 | | | | | | | | |
| Mathis | 20-0 | 69-3.5 | 9-30 | .300 | 8-18 | .444 | 5-9 | .556 | 3-7 | 10-0.5 | 16-0 | 4 | 4 | 0 | 0 | 31-1.6 | | | | | | | | |
| Mott | 30-23 | 499-16.6 | 15-45 | .333 | 0-0 | .000 | 11-21 | .524 | 39-43 | 82-2.7 | 76-3 | 6 | 27 | 11 | 14 | 41-1.4 | | | | | | | | |
| Dixon | 21-0 | 95-4.5 | 9-21 | .429 | 2-6 | .333 | 1-3 | .333 | 11-12 | 23-1.1 | 5-0 | 1 | 10 | 3 | 1 | 21-1.0 | | | | | | | | |
| Daniels | 3-0 | 7-2.3 | 0-3 | .000 | 0-0 | .000 | 2-2 | 1.000 | 1-1 | 2-0.7 | 1-0 | 0 | 0 | 0 | 0 | 2-0.7 | | | | | | | | |
| Chlebek | 17-0 | 45-2.6 | 3-10 | .300 | 3-5 | .600 | 0-3 | .000 | 1-1 | 2-0.1 | 5-0 | 8 | 6 | 0 | 1 | 9-0.5 | | | | | | | | |
| Morris4-0 | 8-2-0 | 0-4 | .000 | 0-1 | .000 | 2-2 | 1.000 | 0-0 | 0-0 | 0-0.0 | 0 | 0 | 0 | 0 | 2-0.5 | | | | | | | | | |
| Hull | 3-0 | 3-1.0 | 0-2 | .000 | 0-1 | .000 | 0-0 | .000 | 0-0 | 0-0.0 | 0-0 | 0 | 0 | 0 | 0 | 0-0.0 | | | | | | | | |
| Pierre | 6-1 | 12-2.0 | 0-0 | .000 | 0-0 | .000 | 0-0 | .000 | 0-1 | 1-0.2 | 2-0 | 0 | 3 | 0 | 0 | 0-0.0 | | | | | | | | |
| Skwara | 2-0 | 2-1.0 | 0-0 | .000 | 0-0 | .000 | 0-0 | .000 | 0-0 | 0-0.0 | 1-0 | 0 | 0 | 0 | 0 | 0-0.0 | | | | | | | | |
| Team | | | | | | | | | | 74-2.5 | 10 | | | | | | | | | | | | | |
| FSU | 30 | 6100 | 765-1721 | .445 | 178-525 | .339 | 410-621 | .660 | 318-575 | 967-32.2 | 599-29 | 447 | 472 | 86 | 264 | 2118-70.6 | | | | | | | | |
| Opponents | 30 | 6100 | 766-1663 | .461 | 199-554 | .359 | 469-705 | .665 | 393-678 | 1071-35.7 | 566-31 | 429 | 523 | 121 | 241 | 2200-73.3 | | | | | | | | |

1999-00

RECORD: 12-17

| Player | G-GS | HOME: 8-6 | | | | AWAY: 3-9 | | | | NEUTRAL: 1-2 | | | | Pct. | FTM-FTA | Pct. | Off-Def. | Tot-Avg. | PF-DQ | AT | TO | BL | ST | Pts.-Avg. |
|-----------|-------|-----------|----------|------|---------|-----------|---------|------|---------|--------------|---------|------|---------|------|---------|-----------|----------|----------|-------|----|----|----|----|-----------|
| | | Min.-Avg. | FGM-FGA | Pct. | 3PM-3PA | Min.-Avg. | FGM-FGA | Pct. | 3PM-3PA | Min.-Avg. | FGM-FGA | Pct. | 3PM-3PA | | | | | | | | | | | |
| Hale | 28-25 | 864-30.9 | 139-348 | .399 | 43-121 | .355 | 117-155 | .755 | 38-96 | 134-4.8 | 58-1 | 33 | 68 | 24 | 22 | 438-15.6 | | | | | | | | |
| Anderson | 27-21 | 821-30.4 | 152-299 | .508 | 52-121 | .430 | 54-81 | .667 | 57-62 | 119-4.4 | 47-0 | 35 | 43 | 15 | 31 | 410-15.2 | | | | | | | | |
| Arrington | 29-29 | 938-32.3 | 95-258 | .368 | 29-76 | .382 | 39-55 | .709 | 11-112 | 123-4.2 | 47-1 | 182 | 123 | 3 | 44 | 258-8.9 | | | | | | | | |
| Simmons | 28-27 | 685-24.5 | 83-176 | .472 | 8-22 | .364 | 36-49 | .735 | 53-84 | 137-4.9 | 60-0 | 16 | 33 | 16 | 20 | 210-7.5 | | | | | | | | |
| Crawford | 15-5 | 284-18.9 | 29-91 | .319 | 13-48 | .271 | 8-13 | .615 | 3-18 | 21-1.4 | 17-0 | 13 | 25 | 1 | 3 | 79-5.3 | | | | | | | | |
| Dixon | 29-9 | 534-18.4 | 40-99 | .404 | 12-34 | .353 | 45-59 | .763 | 41-55 | 96-3.3 | 51-1 | 27 | 30 | 2 | 12 | 137-4.7 | | | | | | | | |
| Mathis | 22-0 | 131-6.0 | 21-59 | .356 | 9-36 | .250 | 10-20 | .500 | 8-13 | 21-1.0 | 17-0 | 7 | 15 | 1 | 3 | 67-3.0 | | | | | | | | |
| Tucker | 29-0 | 310-10.7 | 23-62 | .371 | 0-0 | .000 | 16-37 | .432 | 18-37 | 55-1.9 | 41-0 | 2 | 24 | 5 | 7 | 62-2.1 | | | | | | | | |
| Anderson | 29-17 | 504-17.4 | 22-58 | .379 | 0-0 | .000 | 18-27 | .667 | 31-68 | 99-3.4 | 29-1 | 7 | 11 | 43 | 2 | 62-2.1 | | | | | | | | |
| Mott | 29-12 | 383-13.2 | 17-44 | .386 | 0-0 | .000 | 22-38 | .579 | 37-51 | 88-3.0 | 62-1 | 8 | 21 | 7 | 6 | 56-1.9 | | | | | | | | |
| Dixon | 28-0 | 178-6.4 | 20-47 | .426 | 0-0 | .000 | 10-24 | .417 | 19-41 | 60-2.1 | 39-0 | 0 | 21 | 3 | 1 | 50-1.8 | | | | | | | | |
| Chlebek | 26-0 | 163-6.3 | 14-48 | .292 | 9-32 | .281 | 5-6 | .833 | 3-17 | 20-0.8 | 15-0 | 21 | 28 | 0 | 2 | 42-1.6 | | | | | | | | |
| Hull | 2-0 | 3-1.5 | 1-2 | .500 | 0-0 | .000 | 0-0 | .000 | 0-0 | 0-0.0 | 0-0 | 0 | 0 | 0 | 0 | 2-1.0 | | | | | | | | |
| Osborne | 3-0 | 2-0.7 | 0-0 | .000 | 0-0 | .000 | 1-2 | .500 | 0-1 | 1-3 | 0-0 | 1 | 0 | 0 | 0 | 1-3 | | | | | | | | |
| Team | | | | | | | | | | 101-3.5 | 18 | | | | | | | | | | | | | |
| FSU | 29 | 5800 | 656-1591 | .412 | 175-490 | .357 | 387-566 | .684 | 319-655 | 1075-37.1 | 483 | 352 | 499 | 120 | 153 | 1874-64.6 | | | | | | | | |
| Opponents | 29 | 5800 | 750-1758 | .427 | 194-535 | .363 | 342-536 | .638 | 395-648 | 1043-36.0 | 509 | 404 | 341 | 128 | 238 | 2036-70.2 | | | | | | | | |

2000-01

RECORD: 9-21

| Player | G-GS | HOME: 5-11 | | | | AWAY: 3-7 | | | | NEUTRAL: 1-3 | | | | Pct. | FTM-FTA | Pct. | Off-Def. | Tot-Avg. | PF-DQ | AT | TO | BL | ST | Pts.-Avg. |
|-----------|-------|------------|----------|------|---------|-----------|---------|------|---------|--------------|---------|------|---------|------|---------|----------|----------|----------|-------|----|----|----|----|-----------|
| | | Min.-Avg. | FGM-FGA | Pct. | 3PM-3PA | Min.-Avg. | FGM-FGA | Pct. | 3PM-3PA | Min.-Avg. | FGM-FGA | Pct. | 3PM-3PA | | | | | | | | | | | |
| Arrington | 30-30 | 981-32.7 | 117-270 | .433 | 33-102 | .324 | 77-106 | .726 | 18-105 | 123-4.1 | 51-1 | 143 | 115 | 0 | 56 | 344-11.5 | | | | | | | | |
| Cummings | 29-1 | 672-23.2 | 101-223 | .453 | 3-14 | .214 | 106-144 | .736 | 36-61 | 97-3.3 | 55-1 | 51 | 49 | 5 | 22 | 311-10.7 | | | | | | | | |
| Crawford | 30-29 | 781-26.0 | 107-279 | .384 | 58-166 | .349 | 39-56 | .696 | 20-51 | 71-2.4 | 58-1 | 44 | 49 | 1 | 17 | 311-10.4 | | | | | | | | |
| Joiner | 30-30 | 900-30.0 | 109-254 | .429 | 14-48 | .292 | 47-63 | .746 | 63-116 | 179-6.0 | 75-2 | 43 | 44 | 26 | 32 | 279-9.3 | | | | | | | | |
| Dixon | 30-30 | 852-28.4 | 91-198 | .460 | 28-78 | .359 | 50-75 | .667 | 61-112 | 173-5.8 | 92-3 | 43 | 51 | 11 | 22 | 260-8.7 | | | | | | | | |
| Mathews | 28-9 | 600-21.4 | 81-174 | .466 | 0-0 | .000 | 42-67 | .627 | 29-58 | 87-3.1 | 95-7 | 4 | 21 | 44 | 12 | 204-7.3 | | | | | | | | |
| Dixon | 29-21 | 426-14.7 | 76-157 | .484 | 0-0 | .000 | 43-94 | .457 | 67-77 | 144-5.0 | 83-2 | 2 | 50 | 0 | 7 | 195-6.7 | | | | | | | | |
| Wilson | 30-0 | 390-13.0 | 39-116 | .336 | 10-46 | .217 | 42-52 | .808 | 22-30 | 52-1.7 | 33-0 | 15 | 25 | 1 | 9 | 130-4.3 | | | | | | | | |
| Anderson | 30-0 | 266-8.9 | 14-37 | .378 | 0-0 | .000 | 4-11 | .364 | 16-21 | 37-1.2 | 34-1 | 2 | 11 | 12 | 2 | 32-1.1 | | | | | | | | |
| Haywood | 9-0 | 43-4.8 | 2-5 | .400 | 0-0 | .000 | 1-2 | .500 | 0-5 | 5-0.6 | 4-0 | 5 | 4 | 2 | 2 | 5-0.6 | | | | | | | | |
| Lowery | 2-0 | 208-7.7 | 5-23 | .217 | 2-9 | .222 | 2-3 | .667 | 6-15 | 21-0.8 | 18-0 | 37 | 22 | 0 | 4 | 14-0.5 | | | | | | | | |
| Murray | 5-0 | 5-1.0 | 0-1 | .000 | 0-0 | .000 | 0-2 | .000 | 1-1 | 2-0.4 | 1-0 | 0 | 1 | 1 | 0 | 0-0.0 | | | | | | | | |
| Moran | 2-0 | 1-0.5 | 0-2 | .000 | 0-1 | .000 | 0-0 | .000 | 0-0 | 0-0.0 | 0-0 | 0 | 0 | 0 | 1 | 0-0.0 | | | | | | | | |
| Team | | | | | | | | | | 106-3.5 | 1 | | | | | | | | | | | | | |
| FSU | 30 | 6125 | 742-1739 | .427 | 1 | | | | | | | | | | | | | | | | | | | |

FLORIDA STATE[®]

YEAR-BY-YEAR ALL-TIME STATS

2001-02

| RECORD: 12-17 | | HOME: 10-6 | | AWAY: 1-10 | | NEUTRAL: 1-1 | | | | | | | | | | | | | |
|------------------|-----------|--------------|------------------|-------------|----------------|--------------|----------------|-------------|----------------|-------------------|--------------|------------|------------|------------|------------|-------------------|--|--|--|
| Player | G-GS | Min.-Avg. | FGM-FGA | Pct. | 3PM-3PA | Pct. | FTM-FTA | Pct. | Off-Def. | Tot-Avg. | PF-DQ | AT | TO | BL | ST | Pts.-Avg. | | | |
| Cummings | 28-28 | 832-29.7 | 159-301 | .528 | 13-36 | .361 | 103-135 | .763 | 46-60 | 106-3.8 | 63-0 | 48 | 51 | 6 | 27 | 434-15.5 | | | |
| Arrington | 29-29 | 973-33.6 | 114-280 | .407 | 42-114 | .368 | 59-80 | .738 | 24-88 | 112-3.9 | 52-3 | 182 | 110 | 1 | 61 | 329-11.3 | | | |
| Dixon | 29-29 | 767-26.4 | 95-215 | .442 | 41-125 | .328 | 29-42 | .690 | 46-77 | 123-3.2 | 69-1 | 24 | 38 | 3 | 26 | 260-9.0 | | | |
| Dixon | 28-22 | 492-17.6 | 89-180 | .494 | 0-0 | .000 | 50-101 | .495 | 94-86 | 180-6.4 | 73-2 | 5 | 65 | 4 | 8 | 228-8.1 | | | |
| Joiner | 28-23 | 728-12.6 | 81-203 | .399 | 31-77 | .403 | 24-35 | .686 | 57-74 | 131-4.7 | 58-1 | 39 | 56 | 5 | 25 | 217-7.8 | | | |
| Richardson | 28-0 | 494-11.5 | 70-211 | .332 | 24-81 | .296 | 38-59 | .644 | 30-71 | 101-3.6 | 33-0 | 27 | 34 | 15 | 21 | 202-7.2 | | | |
| Harvey | 28-3 | 352-12.5 | 46-84 | .548 | 0-0 | .000 | 26-49 | .531 | 37-49 | 86-3.1 | 47-0 | 4 | 19 | 26 | 11 | 118-4.2 | | | |
| Bracy | 22-1 | 254-11.3 | 32-95 | .337 | 14-51 | .275 | 11-16 | .688 | 8-14 | 22-1.0 | 24-0 | 16 | 25 | 0 | 5 | 89-4.0 | | | |
| Mathews | 29-5 | 362-1.7 | 41-84 | .488 | 0-0 | .000 | 24-45 | .533 | 19-48 | 67-2.3 | 66-1 | 4 | 23 | 34 | 6 | 106-3.7 | | | |
| Waleskowski | 29-3 | 327-10.6 | 29-94 | .309 | 2-11 | .182 | 25-31 | .806 | 31-39 | 70-2.4 | 35-0 | 10 | 25 | 7 | 17 | 85-2.9 | | | |
| McPherson | 3-0 | 5-1.7 | 1-2 | .500 | 1-1 | 1.000 | 2-2 | 1.000 | 0-0 | 0-0.0 | 1-0 | 0 | 0 | 0 | 1 | 5-1.7 | | | |
| Lowery | 5-0 | 53-10.6 | 1-6 | .167 | 1-5 | .200 | 0-0 | .000 | 0-4 | 4-0.8 | 4-0 | 8 | 6 | 0 | 3 | 3-0.6 | | | |
| Anderson | 11-1 | 21-1.9 | 1-3 | .333 | 0-0 | .000 | 1-2 | .500 | 2-5 | 7-0.6 | 0-0 | 0 | 1 | 0 | 0 | 3-0.3 | | | |
| Haywood | 25-0 | 136-5.4 | 0-3 | .000 | 0-0 | .000 | 3-5 | .600 | 0-10 | 10-0.4 | 19-0 | 13 | 15 | 0 | 10 | 3-0.1 | | | |
| Krieg | 8-1 | 15-1.9 | 0-1 | .000 | 0-0 | .000 | 0-0 | .000 | 1-4 | 5-0.6 | 1-0 | 1 | 3 | 1 | 0 | 0-0.0 | | | |
| Wilson | 1-0 | 7-7.0 | 0-2 | .000 | 0-1 | .000 | 0-0 | .000 | 0-1 | 1-1.0 | 0-0 | 1 | 1 | 0 | 0 | 0-0.0 | | | |
| Moran | 4-0 | 7-1.8 | 0-1 | .000 | 0-1 | .000 | 0-0 | .000 | 0-0 | 0-0.0 | 0-0 | 0 | 0 | 0 | 1 | 0-0.0 | | | |
| Team | | | | | | | | | 55-46 | 101-3.5 | 1-0 | 4 | | | | | | | |
| FSU | 29 | 5,825 | 759-1,765 | .430 | 169-503 | .336 | 395-602 | .656 | 450-676 | 1,126-38.8 | 537-8 | 382 | 476 | 102 | 222 | 2,082-71.8 | | | |
| Opponents | 29 | 5,825 | 753-1,709 | .441 | 223-612 | .364 | 417-589 | .708 | 361-655 | 1,016-35.0 | 573 | 429 | 426 | 122 | 247 | 2,146-74.0 | | | |

2002-03

| RECORD: 14-15 | | HOME: 11-5 | | AWAY: 1-8 | | NEUTRAL: 2-2 | | | | | | | | | | | | | |
|------------------|-----------|--------------|-----------------|-------------|----------------|--------------|----------------|-------------|----------------|------------------|---------------|------------|------------|------------|------------|------------------|--|--|--|
| Player | G-GS | Min.-Avg. | FGM-FGA | Pct. | 3PM-3PA | Pct. | FTM-FTA | Pct. | Off-Def. | Tot-Avg. | PF-DQ | AT | TO | BL | ST | Pts.-Avg. | | | |
| Pickett | 29-29 | 959-33.1 | 167-437 | .382 | 84-259 | .324 | 77-89 | .865 | 31-134 | 165-5.7 | 86-4 | 61 | 62 | 10 | 82 | 495-17.1 | | | |
| Richardson | 29-24 | 841-29.0 | 134-285 | .470 | 11-37 | .297 | 82-104 | .788 | 59-94 | 153-5.3 | 67-1 | 44 | 58 | 33 | 34 | 361-12.4 | | | |
| Joiner | 29-22 | 773-26.7 | 99-204 | .485 | 25-65 | .385 | 23-50 | .460 | 35-84 | 119-4.1 | 75-3 | 54 | 64 | 11 | 40 | 256-8.5 | | | |
| Harvey | 29-26 | 533-18.4 | 95-161 | .590 | 0-0 | .000 | 53-92 | .576 | 59-88 | 147-5.1 | 69-0 | 13 | 35 | 34 | 33 | 243-8.4 | | | |
| Wilson | 5-5 | 136-27.2 | 13-44 | .295 | 4-24 | .167 | 9-12 | .750 | 6-12 | 18-3.6 | 5-0 | 6 | 7 | 2 | 3 | 39-7.8 | | | |
| Galloway | 29-1 | 690-23.8 | 67-158 | .424 | 23-58 | .397 | 43-67 | .642 | 7-54 | 61-2.1 | 71-3 | 97 | 70 | 2 | 26 | 200-6.9 | | | |
| Johnson | 29-29 | 894-30.8 | 42-132 | .318 | 30-84 | .357 | 24-35 | .686 | 10-71 | 81-2.8 | 45-0 | 84 | 48 | 0 | 26 | 138-4.8 | | | |
| Waleskowski | 29-9 | 495-17.1 | 53-128 | .414 | 4-14 | .286 | 10-13 | .769 | 37-50 | 87-3.0 | 56-1 | 28 | 41 | 12 | 12 | 120-4.1 | | | |
| Mathews | 29-0 | 279-9.6 | 30-60 | .500 | 0-0 | .000 | 19-30 | .633 | 11-23 | 34-1.2 | 47-0 | 6 | 24 | 22 | 4 | 79-2.7 | | | |
| Callier | 19-0 | 111-5.8 | 11-35 | .314 | 5-12 | .417 | 6-12 | .500 | 8-18 | 26-1.4 | 15-0 | 3 | 13 | 2 | 5 | 33-1.7 | | | |
| Haywood | 14-0 | 39-2.8 | 6-7 | .857 | 0-0 | .000 | 3-13 | .231 | 2-2 | 4-0.3 | 5-0 | 4 | 3 | 0 | 2 | 15-1.1 | | | |
| Moran | 9-0 | 23-2.6 | 0-6 | .000 | 0-4 | .000 | 3-4 | .750 | 1-1 | 2-0.2 | 5-0 | 3 | 1 | 2 | 3 | 3-0.3 | | | |
| Wightman | 8-0 | 11-1.4 | 1-4 | .250 | 0-2 | .000 | 0-0 | .000 | 1-1 | 2-0.3 | 2-0 | 1 | 2 | 0 | 2 | 2-0.3 | | | |
| Gordon | 1-0 | 1-1.0 | 0-0 | .000 | 0-0 | .000 | 0-0 | .000 | 0-0 | 0-0.0 | 0-0 | 0 | 0 | 0 | 0 | 0-0.0 | | | |
| Fells | 8-0 | 15-1.9 | 0-1 | .000 | 0-0 | .000 | 0-5 | .000 | 2-1 | 2-0.4 | 1-0 | 0 | 1 | 0 | 1 | 0-0.0 | | | |
| Team | | | | | | | | | 39-63 | 102-3.5 | 1-0 | 3 | | | | | | | |
| FSU | 29 | 5,800 | 718-1662 | .432 | 186-559 | .333 | 352-524 | .672 | 308-696 | 1004-34.6 | 550-12 | 404 | 432 | 130 | 273 | 1974-68.1 | | | |
| Opponents | 29 | 5,800 | 650-1662 | .391 | 209-618 | .338 | 421-571 | .737 | 364-705 | 1069-36.9 | 531 | 388 | 473 | 93 | 200 | 1930-66.6 | | | |

2003-04

| RECORD: 19-14 | | HOME: 15-3 | | AWAY: 3-10 | | NEUTRAL: 1-1 | | | | | | | | | | | | | |
|------------------|-----------|-------------|-----------------|-------------|----------------|--------------|----------------|-------------|----------------|------------------|---------------|------------|------------|------------|------------|------------------|--|--|--|
| Player | G-GS | Min.-Avg. | FGM-FGA | Pct. | 3PM-3PA | Pct. | FTM-FTA | Pct. | Off-Def. | Tot-Avg. | PF-DQ | AT | TO | BL | ST | Pts.-Avg. | | | |
| Pickett | 33-33 | 980-29.7 | 185-427 | .433 | 110-270 | .407 | 63-83 | .759 | 33-116 | 149-4.5 | 83-2 | 69 | 79 | 11 | 82 | 543-16.5 | | | |
| Johnson | 33-16 | 687-20.8 | 103-187 | .551 | 0-1 | .000 | 106-157 | .675 | 40-98 | 138-4.2 | 91-4 | 27 | 87 | 20 | 27 | 312-9.5 | | | |
| Wafer | 43-0 | 560-17.5 | 90-244 | .369 | 43-132 | .326 | 30-50 | .600 | 17-43 | 60-1.9 | 50-1 | 36 | 36 | 5 | 24 | 253-7.9 | | | |
| Richardson | 33-16 | 590-17.9 | 81-187 | .433 | 14-46 | .304 | 66-81 | .815 | 41-78 | 119-3.6 | 36-0 | 32 | 36 | 20 | 26 | 242-7.3 | | | |
| Waleskowski | 33-3 | 712-21.6 | 83-177 | .469 | 21-52 | .404 | 37-52 | .712 | 71-107 | 178-5.4 | 76-0 | 38 | 70 | 22 | 30 | 224-6.8 | | | |
| Joiner | 33-30 | 738-22.4 | 79-164 | .482 | 22-65 | .338 | 23-34 | .676 | 54-67 | 121-3.7 | 67-2 | 49 | 47 | 15 | 26 | 203-6.2 | | | |
| Johnson | 33-33 | 898-27.2 | 61-139 | .439 | 42-100 | .420 | 11-20 | .550 | 10-66 | 76-2.3 | 40-0 | 125 | 39 | 3 | 34 | 175-5.3 | | | |
| Wilson | 43-17 | 478-14.9 | 41-105 | .390 | 28-71 | .394 | 20-28 | .714 | 26-38 | 64-2.0 | 53-1 | 27 | 24 | 2 | 6 | 130-4.1 | | | |
| Galloway | 33-0 | 483-14.6 | 31-90 | .344 | 10-39 | .256 | 35-51 | .686 | 8-39 | 47-1.4 | 51-0 | 74 | 43 | 1 | 20 | 107-3.2 | | | |
| Thornton | 30-0 | 238-7.9 | 30-58 | .517 | 3-7 | .429 | 21-42 | .500 | 17-37 | 54-1.8 | 41-0 | 6 | 15 | 7 | 7 | 84-2.9 | | | |
| Mathews | 29-17 | 258-8.9 | 23-62 | .371 | 0-0 | .000 | 13-21 | .619 | 17-36 | 53-1.8 | 27-0 | 7 | 32 | 18 | 5 | 59-2.0 | | | |
| Callier | 11-0 | 53-4.8 | 5-13 | .385 | 1-1 | 1.000 | 4-6 | .667 | 2-10 | 12-1.1 | 10-0 | 1 | 5 | 0 | 3 | 15-1.4 | | | |
| Gordon | 8-0 | 15-1.9 | 3-5 | .600 | 2-3 | .667 | 0-0 | .000 | 1-1 | 2-0.3 | 2-0 | 1 | 2 | 0 | 0 | 8-1.0 | | | |
| Penny | 6-0 | 10-1.7 | 0-2 | .000 | 0-1 | .000 | 4-6 | .667 | 0-2 | 2-0.3 | 0-0 | 1 | 1 | 0 | 1 | 4-0.7 | | | |
| FSU | 33 | 6700 | 815-1860 | .438 | 296-788 | .376 | 433-631 | .686 | 387-805 | 1192-36.1 | 627-10 | 493 | 519 | 124 | 291 | 2359-71.5 | | | |
| Opponents | 33 | 6700 | 739-1844 | .401 | 245-762 | .322 | 425-645 | .659 | 401-752 | 1152-34.9 | 611-00 | 408 | 538 | 95 | 231 | 2148-65.1 | | | |

2004-05

| RECORD: 12-19 | | HOME: 9-7 | | AWAY: 3-8 | | NEUTRAL: 0-4 | | | | | | | | | | | | | |
|---------------|-----------|-------------|-----------------|-------------|----------------|--------------|----------------|-------------|----------------|------------------|---------------|------------|------------|------------|------------|----------------|--|--|--|
| Player | G-GS | Min.-Avg. | FG-FGA | Pct. | 3P-A | Pct. | FT-FTA | Pct. | Off-Def. | Tot-Avg. | PF-DQ | A | TO | BL | ST | Pts.-Avg. | | | |
| Wafer, V. | 29-22 | 758-26.1 | 124-284 | .437 | 65-164 | .396 | 49-68 | .721 | 5-68 | 73-2.5 | 33-0 | 48 | 49 | 8 | 30 | 362-12.5 | | | |
| Thornton | 29-4 | 522-18.0 | 101-186 | .543 | 4-14 | .286 | 57-106 | .538 | 48-80 | 128-4.4 | 69-3 | 20 | 40 | 18 | 14 | 263-9.1 | | | |
| Waleskowski | 31-8 | 672-21.7 | 90-183 | .492 | 21-50 | .420 | 58-78 | .744 | 42-94 | 136-4.4 | 76-3 | 25 | 61 | 14 | 19 | 259-8.4 | | | |
| Johnson | 30-29 | 525-17.5 | 76-167 | .455 | 3-9 | .333 | 50-87 | .575 | 45-83 | 128-4.3 | 84-2 | 16 | 69 | 16 | 23 | 205-6.8 | | | |
| Richardson | 29-8 | 452-15.6 | 67-132 | .508 | 14-43 | .326 | 37-45 | .822 | 30-72 | 102-3.5 | 27-0 | 21 | 28 | 16 | 14 | 185-6.4 | | | |
| Galloway | 31-31 | 804-25.9 | 65-151 | .430 | 29-81 | .358 | 31-47 | .660 | 5-58 | 63-2.0 | 65-1 | 92 | 73 | 2 | 35 | 190-6.1 | | | |
| Ric | 30-11 | 584-19.5 | 64-156 | .410 | 6-27 | .222 | 29-41 | .707 | 22-39 | 61-2.0 | 57-1 | 46 | 35 | 7 | 22 | 161-5.2 | | | |
| Swann | 31-0 | 513-16.5 | 58-139 | .417 | 17-51 | .333 | 28-37 | .757 | 11-49 | 60-1.9 | 68-1 | 62 | 80 | 3 | 24 | 161-5.2 | | | |
| Romero | 31-14 | 441-14.2 | 40-83 | .482 | 6-17 | .353 | 31-55 | .564 | 26-42 | 71-2.3 | 41-1 | 12 | 26 | 8 | 10 | 117-3.8 | | | |
| Wilson | 31-28 | 652-21.0 | 34-96 | .354 | 27-76 | .355 | 14-19 | .737 | 29-42 | 71-2.3 | 57-2 | 27 | 15 | 1 | 6 | 109-3.5 | | | |
| Griffin | 9-0 | 50-5.6 | 11-22 | .500 | 3-5 | .600 | 3-9 | .333 | 2-5 | 7-0.8 | 5-0 | 3 | 2 | 4 | 1 | 28-3.1 | | | |
| Mims | 29-0 | 268-9.2 | 24-69 | .348 | 5-20 | .250 | 29-34 | .853 | 10-26 | 36-1.2 | 18-0 | 20 | 14 | 3 | 18 | 82-2.8 | | | |
| Engstrom | 5-0 | 9-1.8 | 2-3 | .667 | 0-0 | .000 | 0-0 | .000 | 0-0 | 0-0.0 | 0-0 | 2 | 0 | 0 | 0 | 4-0.8 | | | |
| Team | | | | | | | | | 34-51 | 85-2.7 | 1 | 4 | | | | | | | |
| FSU | 31 | 6250 | 756-1671 | .452 | 200-557 | .359 | 416-626 | .665 | 309-719 | 1028-33.2 | 601-14 | 394 | 496 | 100 | 216 | 2128-68 | | | |

YEAR-BY-YEAR ALL-TIME STATS

2005-06

| RECORD: 20-10 | | HOME: 14-3 | | | AWAY: 4-6 | | | NEUTRAL: 2-1 | | | | | | | | | | |
|------------------|-----------|--------------|-----------------|-------------|----------------|-------------|----------------|--------------|----------------|------------------|---------------|------------|------------|-----------|------------|------------------|--|--|
| Player | G-GS | Min.-Avg. | FGM-FGA | Pct. | 3PM-3PA | Pct. | FTM-FTA | Pct. | Off-Def. | Tot.-Avg. | PF-DQ | AT | TO | BL | ST | Pts.-Avg. | | |
| Thomton. | 30-30 | 871-29.0 | 171-330 | .518 | 20-42 | .476 | 122-164 | .744 | 87-121 | 208-6.9 | 75-2 | 37 | 73 | 9 | 29 | 484-16.1 | | |
| Johnson | 29-28 | 723-24.9 | 127-235 | .540 | 9-29 | .310 | 120-170 | .706 | 74-142 | 216-7.4 | 93-5 | 21 | 82 | 30 | 31 | 383-13.2 | | |
| Rich | 30-29 | 808-26.9 | 125-267 | .468 | 8-45 | .178 | 42-57 | .737 | 26-67 | 93-3.1 | 70-1 | 49 | 50 | 10 | 36 | 300-10.0 | | |
| Swann | 30-29 | 673-22.4 | 92-208 | .442 | 33-100 | .330 | 34-52 | .654 | 13-49 | 62-2.1 | 63-1 | 87 | 62 | 4 | 47 | 251-8.4 | | |
| Galloway | 30-30 | 844-28.1 | 73-167 | .437 | 30-78 | .385 | 49-80 | .613 | 10-55 | 65-2.2 | 61-1 | 93 | 66 | 1 | 48 | 225-7.5 | | |
| Wilson | 30-2 | 589-19.6 | 61-118 | .517 | 41-82 | .500 | 26-34 | .765 | 19-35 | 54-1.8 | 32-1 | 23 | 25 | 1 | 10 | 189-6.3 | | |
| Romero | 30-2 | 475-15.8 | 39-64 | .609 | 8-16 | .500 | 31-45 | .689 | 18-61 | 79-2.6 | 51-1 | 15 | 24 | 7 | 10 | 117-3.9 | | |
| Mims | 30-0 | 373-12.4 | 27-80 | .338 | 7-23 | .304 | 52-66 | .788 | 17-29 | 46-1.5 | 25-0 | 52 | 37 | 2 | 16 | 113-3.8 | | |
| Allen | 30-0 | 358-11.9 | 38-96 | .396 | 17-43 | .395 | 5-10 | .500 | 12-30 | 42-1.4 | 34-0 | 18 | 21 | 0 | 10 | 98-3.3 | | |
| Breedon | 22-0 | 150-6.8 | 22-47 | .468 | 7-20 | .350 | 11-17 | .647 | 9-17 | 26-1.2 | 24-0 | 9 | 15 | 5 | 10 | 62-2.8 | | |
| Echefu | 29-0 | 214-7.4 | 26-58 | .448 | 4-11 | .364 | 12-22 | .545 | 14-27 | 41-1.4 | 34-1 | 5 | 24 | 3 | 14 | 68-2.3 | | |
| Hoff | 4-0 | 12-3.0 | 2-5 | .400 | 0-0 | .000 | 2-2 | 1.000 | 1-1 | 2-0.5 | 2-0 | 0 | 0 | 0 | 1 | 6-1.5 | | |
| Zitani | 4-0 | 10-2.5 | 3-6 | .500 | 0-1 | .000 | 0-0 | .000 | 1-0 | 1-0.3 | 0-0 | 0 | 1 | 0 | 0 | 6-1.5 | | |
| FSU | 30 | 6,100 | 806-1681 | .479 | 184-490 | .376 | 506-719 | .704 | 338-681 | 1019-34.0 | 564-13 | 409 | 782 | 72 | 262 | 2302-76.7 | | |
| Opponents | 30 | 6,102 | 718-1666 | .431 | 225-633 | .355 | 416-576 | .722 | 335-631 | 966-32.2 | 625- | 384 | 545 | 83 | 204 | 2077-69.2 | | |

2006-07

| RECORD: 22-13 | | HOME: 16-3 | | | AWAY: 4-9 | | | NEUTRAL: 2-1 | | | | | | | | | | |
|------------------|-----------|-------------|-----------------|-------------|----------------|-------------|----------------|--------------|----------------|------------------|---------------|------------|------------|------------|------------|------------------|--|--|
| Player | G-GS | Min.-Avg. | FGM-FGA | Pct. | 3PM-3PA | Pct. | FTM-FTA | Pct. | Off-Def. | Tot.-Avg. | PF-DQ | AT | TO | BL | ST | Pts.-Avg. | | |
| Thomton. | 35-35 | 1,092-31.2 | 244-460 | .530 | 36-81 | .444 | 166-210 | .790 | 106-145 | 251-7.2 | 95-4 | 24 | 87 | 40 | 53 | 690-19.7 | | |
| Douglas | 30-28 | 865-28.8 | 143-301 | .475 | 31-78 | .397 | 63-80 | .788 | 82-2.7 | 53-0 | 87 | 73 | 8 | 35 | 380-12.7 | | | |
| Rich | 35-34 | 1,047-29.9 | 138-263 | .525 | 14-36 | .389 | 70-87 | .805 | 40-81 | 121-3.5 | 82-3 | 60 | 70 | 7 | 36 | 360-10.3 | | |
| Swann | 35-34 | 978-27.9 | 126-273 | .462 | 68-166 | .410 | 39-49 | .796 | 24-81 | 105-3.0 | 88-3 | 110 | 72 | 6 | 43 | 359-10.3 | | |
| Echefu | 35-35 | 734-21.0 | 80-183 | .437 | 25-76 | .329 | 58-75 | .773 | 41-110 | 151-4.3 | 96-1 | 20 | 50 | 20 | 29 | 243-6.9 | | |
| Allen | 35-2 | 670-19.1 | 63-154 | .409 | 28-82 | .341 | 18-26 | .692 | 20-49 | 69-2.0 | 50-0 | 38 | 35 | 8 | 25 | 172-4.9 | | |
| Mims | 35-7 | 680-19.4 | 52-125 | .416 | 25-66 | .379 | 42-56 | .750 | 19-55 | 74-2.1 | 36-0 | 74 | 59 | 7 | 35 | 171-4.9 | | |
| Breedon | 34-0 | 295-8.7 | 35-76 | .461 | 9-29 | .310 | 20-26 | .769 | 12-22 | 34-1.0 | 51-2 | 8 | 21 | 4 | 9 | 99-2.9 | | |
| Reid | 35-0 | 563-16.1 | 41-73 | .562 | 0-0 | .000 | 19-41 | .463 | 46-67 | 113-3.2 | 62-0 | 8 | 38 | 16 | 9 | 101-2.9 | | |
| Hoff | 11-0 | 23-2.1 | 6-14 | .429 | 1-5 | .200 | 0-0 | .000 | 1-3 | 4-0.4 | 2-0 | 1 | 1 | 0 | 0 | 13-1.2 | | |
| Zitani | 12-0 | 24-2.0 | 4-14 | .286 | 0-1 | .000 | 2-3 | .667 | 4-2 | 6-0.5 | 6-0 | 0 | 2 | 0 | 0 | 10-0.8 | | |
| Soto | 13-0 | 54-4.2 | 4-11 | .364 | 0-4 | .000 | 1-4 | .250 | 2-8 | 10-0.8 | 4-0 | 3 | 2 | 0 | 2 | 9-0.7 | | |
| FSU | 35 | 7025 | 936-1947 | .481 | 237-624 | .380 | 498-657 | .758 | 375-729 | 1104-31.5 | 627-13 | 433 | 513 | 116 | 276 | 2607-74.5 | | |
| Opponents | 35 | 7025 | 873-1934 | .451 | 216-647 | .334 | 452-643 | .703 | 412-696 | 1108-31.7 | 659-16 | 450 | 564 | 115 | 222 | 2414-69.0 | | |

2007-08

| RECORD: 19-15 | | HOME: 13-5 | | | AWAY: 4-6 | | | NEUTRAL: 2-4 | | | | | | | | | | |
|------------------|-----------|-------------|-----------------|-------------|----------------|-------------|----------------|--------------|----------------|------------------|---------------|------------|------------|------------|------------|------------------|--|--|
| Player | G-GS | Min.-Avg. | FGM-FGA | Pct. | 3P-A | Pct. | FTM-FTA | Pct. | Off-Def. | Tot.-Avg. | PF-DQ | AT | TO | BL | ST | Pts.-Avg. | | |
| Douglas | 34-32 | 1,205-35.4 | 178-414 | .430 | 62-174 | .356 | 106-131 | .809 | 25-38 | 108-3.2 | 90-2 | 98 | 95 | 11 | 90 | 524-15.4 | | |
| Rich | 34-32 | 1,155-34.0 | 183-410 | .466 | 31-89 | .348 | 95-123 | .772 | 39-109 | 148-4.4 | 97-3 | 69 | 96 | 9 | 39 | 492-14.5 | | |
| Swann | 24-21 | 745-31.0 | 93-215 | .433 | 54-139 | .388 | 42-50 | .840 | 12-63 | 75-3.1 | 56-1 | 69 | 55 | 5 | 25 | 282-11.8 | | |
| Mims | 34-18 | 1046-30.8 | 119-293 | .406 | 52-145 | .359 | 103-128 | .805 | 29-118 | 147-4.3 | 49-0 | 59 | 60 | 12 | 57 | 393-11.6 | | |
| Echefu | 34-33 | 991-29.1 | 110-239 | .460 | 15-60 | .250 | 105-129 | .814 | 73-175 | 248-7.3 | 106-4 | 18 | 73 | 33 | 26 | 340-10.0 | | |
| Reid | 25-21 | 603-24.1 | 51-96 | .531 | 1-1 | 1.000 | 38-56 | .679 | 57-67 | 124-5.0 | 65-2 | 16 | 45 | 16 | 18 | 141-5.6 | | |
| Breedon | 10-0 | 145-14.5 | 19-48 | .396 | 2-9 | .222 | 7-8 | .875 | 6-18 | 24-2.4 | 17-0 | 7 | 12 | 5 | 6 | 47-4.7 | | |
| Alabi | 9-1 | 93-10.3 | 15-31 | .484 | 0-0 | .000 | 5-9 | .556 | 8-12 | 20-2.2 | 18-0 | 0 | 11 | 11 | 1 | 35-3.9 | | |
| Vaughn | 31-7 | 412-13.3 | 35-68 | .515 | 0-2 | .000 | 22-32 | .688 | 36-36 | 72-2.3 | 67-1 | 11 | 32 | 21 | 5 | 92-3.0 | | |
| DeMercy | 31-0 | 299-9.6 | 19-38 | .500 | 3-10 | .300 | 2-10 | .200 | 17-28 | 45-1.5 | 32-0 | 16 | 24 | 5 | 15 | 43-1.4 | | |
| Zitani | 26-5 | 193-7.4 | 14-30 | .467 | 7-18 | .389 | 1-2 | .500 | 13-16 | 29-1.1 | 35-0 | 7 | 7 | 2 | 5 | 36-1.4 | | |
| Hoff | 17-0 | 50-2.9 | 6-15 | .400 | 5-12 | .417 | 3-6 | .500 | 8-2 | 10-0.6 | 4-0 | 2 | 2 | 0 | 2 | 20-1.2 | | |
| Bolton | 4-0 | 5-1.3 | 1-4 | .250 | 1-3 | .333 | 0-0 | .000 | 1-2 | 3-0.8 | 0-0 | 0 | 1 | 0 | 0 | 3-0.8 | | |
| O'Donnell | 8-0 | 8-1.0 | 1-4 | .250 | 1-3 | .333 | 0-0 | .000 | 0-0 | 0-0.0 | 5-0 | 3 | 3 | 0 | 1 | 3-0.4 | | |
| FSU | 34 | 6950 | 844-1905 | .443 | 234-665 | .352 | 529-684 | .773 | 373-778 | 1151-33.9 | 641-13 | 375 | 519 | 130 | 290 | 2451-72.1 | | |
| Opponents | 34 | 6950 | 829-1913 | .433 | 230-664 | .346 | 458-661 | .693 | 397-740 | 1137-33.4 | 657- | 435 | 536 | 111 | 205 | 2346-69.0 | | |

2008-09

| RECORD: 25-10 | | HOME: 13-3 | | | AWAY: 7-5 | | | NEUTRAL: 5-3 | | | | | | | | | | |
|------------------|-----------|-------------|-----------------|-------------|----------------|-------------|----------------|--------------|----------------|------------------|---------------|------------|------------|------------|------------|------------------|--|--|
| Player | G-GS | Min.-Avg. | FGM-FGA | Pct. | 3P-A | Pct. | FTM-FTA | Pct. | Off-Def. | Tot.-Avg. | PF-DQ | AT | TO | BL | ST | Pts.-Avg. | | |
| Douglas | 35-35 | 1,279-36.5 | 239-536 | .446 | 85-221 | .385 | 188-232 | .810 | 28-109 | 137-3.9 | 76-2 | 102 | 87 | 15 | 63 | 751-21.5 | | |
| Alabi | 35-35 | 779-22.3 | 122-226 | .540 | 0-1 | .000 | 51-75 | .680 | 75-122 | 197-5.6 | 65-1 | 12 | 56 | 73 | 18 | 295-8.4 | | |
| Echefu | 33-19 | 738-22.4 | 78-192 | .406 | 22-66 | .333 | 89-105 | .848 | 52-121 | 173-5.2 | 76-1 | 18 | 54 | 12 | 15 | 267-8.1 | | |
| Singleton | 35-34 | 942-26.9 | 95-232 | .409 | 34-102 | .333 | 58-95 | .611 | 65-107 | 172-4.9 | 105-7 | 37 | 70 | 47 | 54 | 282-8.1 | | |
| Kitchen | 26-17 | 668-25.7 | 76-166 | .458 | 15-41 | .366 | 38-55 | .691 | 23-96 | 119-4.6 | 35-0 | 65 | 55 | 0 | 30 | 205-7.9 | | |
| Reid | 35-16 | 669-19.1 | 62-141 | .440 | 0-0 | .000 | 48-76 | .632 | 52-78 | 130-3.7 | 71-2 | 26 | 72 | 23 | 23 | 172-4.9 | | |
| Dulkys | 31-0 | 413-13.3 | 37-123 | .301 | 28-98 | .286 | 10-12 | .833 | 8-20 | 28-0.9 | 44-0 | 24 | 24 | 6 | 18 | 112-3.6 | | |
| Loucks | 35-2 | 593-16.9 | 37-96 | .385 | 16-49 | .327 | 18-27 | .667 | 8-39 | 47-1.3 | 76-3 | 73 | 55 | 2 | 31 | 108-3.1 | | |
| DeMercy | 35-16 | 688-19.7 | 39-104 | .375 | 11-43 | .256 | 18-31 | .581 | 21-69 | 90-2.6 | 71-1 | 60 | 56 | 12 | 27 | 107-3.1 | | |
| Gibson | 32-0 | 205-6.4 | 28-53 | .528 | 0-1 | .000 | 17-28 | .607 | 11-33 | 44-1.4 | 27-1 | 4 | 13 | 11 | 5 | 73-2.3 | | |
| Hoff | 14-1 | 47-3.4 | 5-11 | .455 | 4-8 | .500 | 0-0 | .000 | 2-4 | 6-0.4 | 4-0 | 1 | 1 | 1 | 0 | 14-1.0 | | |
| Jordan | 6-0 | 28-4.7 | 2-5 | .400 | 1-1 | 1.000 | 1-3 | .333 | 1-3 | 4-0.7 | 6-0 | 1 | 1 | 0 | 0 | 6-1.0 | | |
| Vanderwerff | 1-0 | 1-1.0 | 0-1 | .000 | 0-0 | .000 | 0-0 | .000 | 0-0 | 0-0.0 | 0-0 | 0 | 0 | 0 | 0 | 0-0.0 | | |
| FSU | 35 | 7050 | 820-1886 | .435 | 216-631 | .342 | 536-739 | .725 | 399-854 | 1253-35.8 | 657-18 | 423 | 548 | 202 | 284 | 2392-68.3 | | |
| Opponents | 35 | 7050 | 771-1994 | .387 | 239-731 | .327 | 490-712 | .688 | 468-753 | 1221-34.9 | 665- | 367 | 534 | 104 | 245 | 2271-64.9 | | |



FLORIDA STATE®

YEAR-BY-YEAR STATS

2009-10

| RECORD: 22-10 | | HOME: 13-3 | | AWAY: 6-5 | | NEUTRAL: 3-2 | | | | | | | | | | | |
|------------------|-----------|-------------|-----------------|-------------|----------------|--------------|----------------|-------------|----------------|------------------|---------------|------------|------------|------------|------------|------------------|--|
| Player | G-GS | Min-Avg. | FG-FGA | Pct. | 3P-A | Pct. | FT-FTA | Pct. | Off-Def | Tot-Avg. | PF-DQ | AT | TO | BL | ST | Pts-Avg | |
| Alabi | 32-32 | 820-25.6 | 133-249 | .534 | 0-0 | .000 | 108-136 | .794 | 79-119 | 198-6.2 | 75 | 16 | 61 | 75 | 20 | 374-11.7 | |
| Singleton | 32-32 | 1,005-31.4 | 117-284 | .412 | 35-118 | .297 | 57-115 | .496 | 66-157 | 223-7.0 | 95 | 70 | 96 | 48 | 71 | 326-10.2 | |
| Snaer | 32-10 | 755-23.6 | 101-230 | .439 | 23-66 | .348 | 57-87 | .655 | 23-62 | 85-2.7 | 59 | 42 | 80 | 6 | 17 | 282-8.8 | |
| Dulkys | 32-22 | 705-22.0 | 94-227 | .414 | 71-179 | .397 | 20-29 | .690 | 26-49 | 75-2.3 | 79 | 34 | 33 | 9 | 32 | 279-8.7 | |
| Kitchen | 31-31 | 886-28.6 | 87-204 | .426 | 20-67 | .299 | 58-82 | .707 | 34-118 | 152-4.9 | 42 | 122 | 69 | 7 | 47 | 252-8.1 | |
| Reid | 31-29 | 704-22.7 | 82-167 | .491 | 0-0 | .000 | 46-77 | .597 | 58-65 | 123-4.0 | 46 | 35 | 51 | 16 | 18 | 210-6.8 | |
| Gibson | 32-3 | 411-12.8 | 71-128 | .555 | 6-15 | .400 | 28-52 | .538 | 39-52 | 91-2.8 | 60 | 11 | 41 | 26 | 12 | 176-5.5 | |
| Loucks | 32-1 | 632-19.8 | 47-123 | .382 | 24-79 | .304 | 23-39 | .590 | 8-71 | 79-2.5 | 62 | 90 | 51 | 2 | 26 | 141-4.4 | |
| DeMercy | 21-0 | 298-14.2 | 26-62 | .419 | 3-14 | .214 | 23-28 | .821 | 15-30 | 45-2.1 | 19 | 14 | 26 | 6 | 18 | 78-3.7 | |
| Shannon | 18-0 | 92-5.2 | 13-24 | .542 | 0-0 | .000 | 5-12 | .417 | 6-13 | 19-1.1 | 21 | 2 | 9 | 5 | 4 | 31-1.7 | |
| Moreau | 9-0 | 13-1.4 | 2-6 | .333 | 2-6 | .333 | 6-6 | 1.000 | 1-0 | 1-0.1 | 0 | 0 | 0 | 0 | 0 | 12-1.3 | |
| Jordan | 17-0 | 93-5.5 | 10-25 | .400 | 2-10 | .200 | 0-0 | .000 | 2-12 | 14-0.8 | 17 | 10 | 0 | 0 | 2 | 22-1.3 | |
| Rutledge | 4-0 | 5-1.3 | 0-2 | .000 | 0-1 | .000 | 0-0 | .000 | 0-1 | 1-0.3 | 0 | 0 | 1 | 0 | 0 | 0-0.0 | |
| Yawn | 4-0 | 5-1.3 | 0-2 | .000 | 0-1 | .000 | 0-6 | .000 | 0-1 | 1-0.3 | 0 | 0 | 0 | 0 | 0 | 0-0.0 | |
| Team | | | | | | | | | 49-55 | 104 | 1 | | | | | | |
| FSU | 32 | 6425 | 781-7333 | .452 | 185-566 | .335 | 436-669 | .644 | 406-805 | 1211-37.8 | 575-8 | 446 | 528 | 200 | 267 | 2183-68.2 | |
| Opponents | 32 | 6425 | 660-1752 | .377 | 203-619 | .328 | 409-609 | .672 | 385-659 | 1044-32.6 | 595-15 | 312 | 513 | 78 | 254 | 1932-60.4 | |

2010-11

| RECORD: 23-11 | | HOME: 12-3 | | AWAY: 8-5 | | NEUTRAL: 3-3 | | | | | | | | | | | |
|------------------|-----------|-------------|-----------------|-------------|----------------|--------------|----------------|-------------|----------------|------------------|---------------|------------|------------|------------|------------|------------------|--|
| Player | G-GS | Min-Avg. | FG-FGA | Pct. | 3P-A | Pct. | FT-FTA | Pct. | Off-Def | Tot-Avg. | PF-DQ | AT | TO | BL | ST | Pts-Avg | |
| Singleton | 28-25 | 814-29.1 | 124-186 | .434 | 35-95 | .368 | 84-126 | .667 | 58-133 | 191-6.8 | 90-1 | 33 | 61 | 41 | 55 | 367-13.1 | |
| Kitchen | 34-34 | 1041-30.6 | 125-253 | .494 | 27-76 | .355 | 77-102 | .755 | 51-145 | 196-5.8 | 45-0 | 121 | 68 | 3 | 56 | 354-10.4 | |
| Snaer | 34-33 | 972-28.6 | 106-265 | .400 | 43-117 | .368 | 45-58 | .776 | 16-76 | 92-2.7 | 74-2 | 76 | 84 | 8 | 30 | 300-8.8 | |
| James | 34-22 | 719-21.1 | 117-178 | .657 | 0-0 | .000 | 59-117 | .504 | 74-127 | 201-5.9 | 56-1 | 8 | 50 | 82 | 29 | 293-8.6 | |
| Dulkys | 33-24 | 829-25.1 | 86-235 | .366 | 55-165 | .333 | 13-25 | .520 | 25-69 | 94-2.8 | 58-3 | 40 | 46 | 15 | 42 | 240-7.3 | |
| White | 34-13 | 560-16.5 | 71-160 | .444 | 9-34 | .265 | 72-87 | .828 | 49-58 | 107-3.1 | 76-3 | 16 | 44 | 15 | 23 | 223-6.6 | |
| Miller | 23-0 | 332-14.4 | 45-120 | .375 | 24-67 | .358 | 13-14 | .929 | 9-27 | 36-1.6 | 25-0 | 19 | 28 | 0 | 11 | 127-5.5 | |
| Shannon | 27-5 | 348-12.9 | 46-115 | .400 | 0-0 | .000 | 36-66 | .545 | 33-41 | 74-2.7 | 51-0 | 9 | 33 | 8 | 10 | 128-4.7 | |
| Gibson | 25-13 | 349-14.0 | 46-111 | .414 | 1-13 | .077 | 24-35 | .686 | 33-59 | 92-3.7 | 40-2 | 11 | 33 | 19 | 3 | 117-4.7 | |
| Kreft | 25-0 | 244-9.8 | 28-59 | .475 | 0-0 | .000 | 23-45 | .511 | 17-41 | 58-2.3 | 52-1 | 7 | 27 | 10 | 4 | 79-3.2 | |
| Loucks | 34-1 | 503-14.8 | 27-79 | .342 | 16-50 | .320 | 29-40 | .725 | 6-54 | 60-1.8 | 68-1 | 76 | 54 | 2 | 20 | 99-2.9 | |
| Rutledge | 4-0 | 7-1.8 | 2-6 | .333 | 1-2 | .500 | 0-0 | .000 | 1-1 | 2-0.5 | 1-0 | 0 | 0 | 0 | 0 | 5-1.3 | |
| Portuondo | 5-0 | 7-1.4 | 1-6 | .167 | 0-4 | .000 | 1-2 | .500 | 1-1 | 2-0.4 | 3-0 | 0 | 0 | 0 | 0 | 3-0.6 | |
| Jordan | 16-0 | 81-5.1 | 3-23 | .130 | 1-10 | .100 | 2-2 | 1.000 | 4-7 | 11-0.7 | 8-0 | 6 | 7 | 0 | 3 | 9-0.6 | |
| Moreau | 6-0 | 8-1.3 | 0-1 | .000 | 0-0 | .000 | 2-2 | 1.000 | 0-1 | 1-0.2 | 3-0 | 0 | 1 | 0 | 1 | 2-0.3 | |
| Yawn | 7-0 | 11-1.6 | 0-6 | .000 | 0-1 | .000 | 2-4 | .500 | 1-1 | 2-0.3 | 1-0 | 1 | 0 | 0 | 1 | 2-0.3 | |
| FSU | 34 | 6825 | 827-1903 | .435 | 212-364 | .334 | 482-725 | .665 | 422-910 | 1332-39.2 | 651-14 | 423 | 541 | 203 | 288 | 2348-69.1 | |
| Opponents | 34 | 6824 | 696-1918 | .363 | 233-761 | .306 | 484-696 | .695 | 403-764 | 1167-34.3 | 675- | 383 | 517 | 109 | 251 | 2109-62.0 | |

2011-12

| RECORD: 25-10 | | HOME: 15-2 | | AWAY: 5-5 | | NEUTRAL: 5-3 | | | | | | | | | | | |
|------------------|-----------|-------------|-----------------|-------------|----------------|--------------|----------------|-------------|----------------|------------------|---------------|------------|------------|------------|------------|------------------|--|
| Player | G-GS | Min-Avg. | FG-FGA | Pct. | 3P-A | Pct. | FT-FTA | Pct. | Off-Def | Tot-Avg. | PF-DQ | AT | TO | BL | ST | Pts-Avg | |
| Snaer | 35-34 | 1,065-30.4 | 167-383 | .436 | 67-166 | .404 | 88-104 | .846 | 33-99 | 132-3.8 | 69-1 | 68 | 72 | 13 | 39 | 489-14.0 | |
| James | 35-35 | 979-28.0 | 157-259 | .606 | 0-0 | .000 | 64-116 | .552 | 107-176 | 283-8.1 | 68 | 16 | 73 | 82 | 26 | 378-10.8 | |
| Miller | 24-0 | 565-23.5 | 83-209 | .397 | 34-96 | .354 | 48-62 | .774 | 11-36 | 47-2.0 | 47-2 | 30 | 30 | 2 | 31 | 248-10.3 | |
| Shannon | 7-0 | 122-17.4 | 19-35 | .543 | 0-0 | .000 | 20-33 | .606 | 11-20 | 31-4.4 | 11 | 5 | 9 | 4 | 5 | 58-8.3 | |
| White | 35-12 | 790-22.6 | 91-191 | .476 | 11-33 | .333 | 76-101 | .752 | 56-97 | 153-4.4 | 111-6 | 18 | 51 | 14 | 20 | 269-7.7 | |
| Loucks | 35-35 | 945-27.0 | 82-206 | .398 | 32-93 | .344 | 51-72 | .708 | 16-100 | 116-3.3 | 69 | 152 | 89 | 12 | 42 | 247-7.1 | |
| Dulkys | 35-23 | 857-24.5 | 82-194 | .423 | 49-130 | .377 | 32-40 | .800 | 21-69 | 90-2.6 | 71-2 | 43 | 57 | 18 | 46 | 245-7.0 | |
| Gibson | 35-35 | 646-18.5 | 92-193 | .477 | 5-19 | .263 | 50-74 | .676 | 55-95 | 150-4.3 | 94-2 | 14 | 69 | 44 | 19 | 239-6.8 | |
| Peterson | 34-1 | 535-15.7 | 42-99 | .424 | 6-27 | .222 | 17-31 | .548 | 5-48 | 53-1.6 | 47 | 61 | 1 | 21 | 107-3.1 | | |
| Kreft | 35-0 | 361-10.3 | 39-84 | .464 | 0-0 | .000 | 20-27 | .741 | 31-50 | 81-2.3 | 47 | 8 | 39 | 22 | 10 | 98-2.8 | |
| Whisnant | 25-0 | 192-7.7 | 19-55 | .345 | 11-40 | .275 | 4-6 | .667 | 10-15 | 25-1.0 | 12 | 12 | 6 | 0 | 6 | 53-2.1 | |
| Portuondo | 5-0 | 5-1.0 | 1-1 | 1.000 | 1-1 | 1.000 | 2-2 | 1.000 | 0-0 | 0-0.0 | 2 | 0 | 4 | 0 | 0 | 5-1.0 | |
| Space | 10-0 | 30-3.0 | 3-11 | .273 | 0-3 | .000 | 1-1 | 1.000 | 2-5 | 7-0.7 | 5 | 0 | 1 | 1 | 0 | 7-0.7 | |
| Moreau | 8-0 | 8-1.0 | 0-3 | .000 | 0-3 | .000 | 0-0 | .000 | 0-1 | 1-0.1 | 0 | 0 | 1 | 0 | 0 | 0-0.0 | |
| Team | | | | | | | | | 46-58 | 104 | 3 | | | | | | |
| FSU | 35 | 7100 | 877-1923 | .456 | 216-611 | .354 | 473-669 | .707 | 404-869 | 1273-36.4 | 653-13 | 427 | 565 | 213 | 265 | 2443-69.8 | |
| Opponents | 35 | 7100 | 749-1965 | .381 | 221-715 | .309 | 482-674 | .715 | 430-738 | 1168-33.4 | 643 | 370 | 531 | 114 | 269 | 2201-62.9 | |

2012-13

| RECORD: 18-16 | | HOME: 10-8 | | AWAY: 4-7 | | NEUTRAL: 4-1 | | | | | | | | | | | |
|---------------|-------|------------|---------|-----------|--------|--------------|---------|------|---------|----------|-------|----|----|----|----|----------|--|
| Player | G-GS | Min-Avg. | FG-FGA | Pct. | 3P-A | Pct. | FT-FTA | Pct. | Off-Def | Tot-Avg. | PF-DQ | AT | TO | BL | ST | Pts-Avg | |
| Snaer | 33-33 | 1,079-32.7 | 155-365 | .425 | 63-164 | .384 | 116-142 | .817 | 22-125 | 147-4.5 | 81-1 | 82 | 91 | 15 | 33 | 489-14.8 | |
| White | 34-34 | 983-28.9 | 138-270 | .511 | 25-80 | .313 | 119-146 | .815 | 74-127 | 201-5.9 | 103-5 | 27 | 54 | 38 | 33 | 420-12.4 | |
| Shannon | 20-0 | 419-21.0 | 60-130 | .462 | 0-0 | .000 | 37-57 | .649 | 42-70 | 112-5.6 | 56-2 | 16 | 45 | 12 | 23 | 157-7.9 | |
| Bookert | 34-11 | 730-21.5 | 67-137 | .489 | 32-61 | .525 | 54-66 | .818 | 9-53 | 62-1.8 | 48-0 | 80 | 57 | 5 | 19 | 220-6.5 | |
| Thomas | 34-12 | 632-18.6 | 73-179 | .408 | 9-41 | .220 | 49-70 | .700 | 23-57 | 80-2.4 | 34-0 | 38 | 48 | 10 | 22 | 204-6.0 | |
| Turpin | 34-25 | 537-15.8 | 70-137 | .511 | 0-2 | .000 | 44-63 | .698 | 42-59 | 101-3.0 | 79-1 | 10 | 30 | 43 | 14 | 184-5.4 | |
| Miller | 28-5 | 526-18.8 | 50-153 | .327 | 23-83 | .277 | 26-41 | .634 | 6-40 | 46-1.6 | 48-2 | 52 | 40 | 0 | 23 | 149-5.3 | |
| Whisnant | 30-19 | 517-17.2 | 52-128 | .406 | 32-90 | .356 | 20-21 | .952 | 6-23 | 29-1.0 | 24-0 | 18 | 13 | 3 | 16 | 156-5.2 | |
| Brandon | 33-22 | 652-19.8 | 49-116 | .422 | 9-31 | .290 | 22-45 | .489 | 12-47 | 59-1.8 | 48-2 | 47 | 62 | 8 | 11 | 129-3.9 | |
| Bojanovsky | 33-0 | 365-11.1 | 35-64 | .547 | 0-0 | .000 | | | | | | | | | | | |

YEAR-BY-YEAR STATS

2013-14

RECORD: 22-14

HOME: 12-5

AWAY: 6-6

NEUTRAL: 4-3

| Player | G-GS | Min-Avg. | FG-FGA | Pct. | 3P-A | Pct. | FT-FTA | Pct. | Off-Def | Tot-Avg. | PF-DQ | AT | TO | BL | ST | Pts.-Avg |
|------------|-------|------------|----------|------|---------|-------|---------|-------|---------|-----------|--------|-----|-----|-----|-----|-----------|
| Thomas | 36-16 | 1,136-31.6 | 172-379 | .454 | 39-105 | .371 | 139-172 | .808 | 36-116 | 152-4.2 | 88-3 | 65 | 88 | 11 | 57 | 522-14.5 |
| Miller | 33-7 | 938-28.4 | 146-325 | .449 | 65-163 | .399 | 96-110 | .873 | 11-72 | 83-2.5 | 64-1 | 92 | 96 | 1 | 24 | 453-13.7 |
| White | 36-35 | 1,084-30.1 | 166-323 | .514 | 24-64 | .375 | 134-168 | .798 | 75-168 | 243-6.8 | 108-7 | 34 | 68 | 40 | 27 | 490-13.6 |
| Bookert | 36-27 | 986-27.4 | 100-240 | .417 | 44-102 | .431 | 61-78 | .782 | 19-96 | 115-3.2 | 67-0 | 102 | 72 | 2 | 38 | 305-8.5 |
| Brandon | 36-36 | 1,060-29.4 | 92-221 | .416 | 9-36 | .250 | 83-135 | .615 | 54-121 | 175-4.9 | 65-0 | 54 | 50 | 1 | 33 | 286-7.7 |
| Bojanovsky | 36-21 | 740-20.6 | 77-131 | .588 | 0-0 | .000 | 57-84 | .679 | 59-85 | 144-4.0 | 90-1 | 19 | 40 | 67 | 15 | 211-5.9 |
| Gilchrist | 36-24 | 474-13.2 | 47-104 | .452 | 3-9 | .333 | 10-26 | .385 | 27-39 | 66-1.8 | 47-5 | 8 | 30 | 20 | 11 | 107-3.0 |
| Ojo | 36-12 | 428-11.9 | 35-64 | .547 | 0-0 | .000 | 20-47 | .426 | 36-72 | 108-3.0 | 72-0 | 9 | 32 | 25 | 5 | 90-2.5 |
| Smith | 34-0 | 343-10.1 | 32-73 | .438 | 4-17 | .235 | 13-25 | .520 | 17-33 | 50-1.5 | 39-1 | 2 | 28 | 24 | 2 | 81-2.4 |
| Allen | 14-0 | 26-1.9 | 3-5 | .600 | 2-2 | 1.000 | 2-2 | 1.000 | 2-2 | 4-0.3 | 6-0 | 0 | 3 | 0 | 1 | 10-0.7 |
| White | 6-0 | 10-1.7 | 1-2 | .500 | 1-2 | .500 | 0-0 | .000 | 0-1 | 1-0.2 | 1-0 | 0 | 1 | 0 | 0 | 3-0.5 |
| Hopkins | 13-0 | 25-1.9 | 2-6 | .333 | 0-2 | .000 | 2-8 | .250 | 1-2 | 3-0.2 | 3-0 | 0 | 1 | 0 | 0 | 6-0.5 |
| Team | | | | | | | | | 55-57 | 112 | | | | | | |
| FSU | 36 | 7,250 | 873-1873 | .466 | 191-502 | .380 | 617-855 | .722 | 392-864 | 1256-34.9 | 650-18 | 385 | 512 | 191 | 213 | 2554-70.9 |
| Opponents | 36 | 7,250 | 824-2065 | .399 | 228-694 | .329 | 516-747 | .691 | 482-734 | 1216-33.8 | 746-32 | 402 | 453 | 129 | 239 | 2392-66.4 |

YEAR-BY-YEAR TEAM LEADERS

| Year | Points | Scoring Average | Rebounds | Assists | Blocked Shots | Steals | Field Goal % | Free Throw % |
|---------|----------------------|-----------------------|---------------------------------|---------------------------------|-------------------------------|---------------------|------------------------|-------------------------|
| 1967-68 | 508 Dave Cowens | 18.8 Dave Cowens | 456 Dave Cowens | 155 Skip Young | | | .555 Jan Gies | .840 Randy Cable |
| 1968-69 | 508 Dave Cowens | 20.3 Dave Cowens | 437 Dave Cowens | 127 Skip Young | | | .620 Jan Gies | .750 Dale Klay |
| 1969-70 | 463 Dave Cowens | 17.8 Dave Cowens | 447 Dave Cowens | 227 Otto Petty | | | .636 Willie Williams | .895 Ken Macklin |
| 1970-71 | 589 Ron King | 22.7 Ron King | 390 Reggie Royals | 173 Otto Petty | | | .534 Vernell Elzy | .833 Greg Samuels |
| 1971-72 | 573 Ron King | 17.9 Ron King | 351 Reggie Royals | 202 Otto Petty | NA | NA | .538 Larry Gay | .754 Ron King |
| 1972-73 | 430 Reggie Royals | 16.5 Reggie Royals | 265 Reggie Royals | 96 Otis Cole | | | .580 Lawrence McCray | .700 Otis Cole |
| 1973-74 | 440 Larry Warren | 16.9 Larry Warren | 254 Lawrence McCray | 110 Wayne Smalls | | | .551 Greg Grady | .814 Eugene Harris |
| 1974-75 | 400 Larry Warren | 16.0 Larry Warren | 267 Greg Grady | 91 Carlton Byrd | | | .581 Greg Grady | .778 Larry Warren |
| 1975-76 | 390 David Thompson | 14.4 David Thompson | 203 Greg Grady & David Thompson | 159 Carlton Byrd | 20 David Thompson | 56 David Thompson | .638 Harry Davis | .759 Eugene Harris |
| 1976-77 | 500 David Thompson | 18.5 David Thompson | 212 Harry Davis | 166 Tony Jackson | 14 Murray Brown & Harry Davis | 73 Tony Jackson | .567 Harry Davis | .838 Wayne Smalls |
| 1977-78 | 546 Harry Davis | 19.5 Harry Davis | 211 David Thompson | 158 Tony Jackson | 25 Murray Brown | 58 Tony Jackson | .577 Harry Davis | .816 Kris Anderson |
| 1978-79 | 629 Murray Brown | 21.7 Murray Brown | 242 Murray Brown | 213 Tony Jackson | 42 Elvis Rolle | 65 Tony Jackson | .691 Murray Brown | .766 Mickey Dillard |
| 1979-80 | 635 Mickey Dillard | 20.4 Mickey Dillard | 245 Elvis Rolle | 91 Mickey Dillard & Bobby Parks | 47 Elvis Rolle | 52 Mickey Dillard | .593 Kris Anderson | .794 Mickey Dillard |
| 1980-81 | 515 Mickey Dillard | 18.3 Mickey Dillard | 257 Elvis Rolle | 111 Tony William | 20 Oren Gilmore | 66 Tony William | .574 Mitchell Wiggins | .825 Tony William |
| 1981-82 | 523 Mitchell Wiggins | 23.8 Mitchell Wiggins | 213 Mitchell Wiggins | 156 Tony William | 9 Maurice Myrick | 75 Tony William | .538 Michael Johnson | .770 Granville Arnold |
| 1982-83 | 544 Mitchell Wiggins | 22.7 Mitchell Wiggins | 196 Mitchell Wiggins | 215 Tony William | 23 Randy Allen | 70 Dean Shaffer | .574 Dean Shaffer | .842 Granville Arnold |
| 1983-84 | 626 Alton Lee Gipson | 20.2 Alton Lee Gipson | 208 Alton Lee Gipson | 171 Dean Shaffer | 47 Alton Lee Gipson | 81 Dean Shaffer | .612 Jerome Fitchett | .727 Joe Farrar |
| 1984-85 | 568 Alton Lee Gipson | 18.9 Alton Lee Gipson | 234 Alton Lee Gipson | 146 Pee Wee Barber | 30 Randy Allen | 52 Pee Wee Barber | .615 Jerome Fitchett | .808 LaRae Davis |
| 1985-86 | 486 Pee Wee Barber | 16.6 Pee Wee Barber | 163 Randy Allen | 144 Pee Wee Barber | 26 Jerome Fitchett | 38 Pee Wee Barber | .572 Jerome Fitchett | .819 Jerome Fitchett |
| 1986-87 | 576 Pee Wee Barber | 19.2 Pee Wee Barber | 235 Randy Allen | 105 George McCloud | 20 Tat Hunter | 45 Tharon Mayes | .590 Michael Polite | .891 Brad Johnson |
| 1987-88 | 546 George McCloud | 18.2 George McCloud | 269 Tat Hunter | 125 George McCloud | 36 Rodney Dobard | 53 George McCloud | .570 Tat Hunter | .875 George McCloud |
| 1988-89 | 683 George McCloud | 22.8 George McCloud | 249 Tat Hunter | 93 Tharon Mayes | 36 Rodney Dobard | 71 Charlie Ward | .582 Michael Polite | .833 Tharon Mayes |
| 1989-90 | 559 Tharon Mayes | 23.3 Tharon Mayes | 262 Michael Polite | 103 Charlie Ward | 47 Rodney Dobard | 75 Charlie Ward | .624 Rodney Dobard | .812 Chuck Graham |
| 1990-91 | 524 Doug Edwards | 16.4 Doug Edwards | 273 Michael Polite | 122 Charlie Ward | 46 Rodney Dobard | 97 Sam Cassell | .572 Rodney Dobard | .759 Sam Cassell |
| 1991-92 | 570 Sam Cassell | 18.4 Sam Cassell | 271 Doug Edwards | 121 Bob Sura | 54 Andre Reid | 65 Bob Sura | .518 Kirk Luchman | .759 Chuck Graham |
| 1992-93 | 675 Bob Sura | 19.9 Bob Sura | 290 Doug Edwards | 146 Bob Sura | 74 Corey Louis | 49 Bob Sura | .541 Andre Reid | .810 Derrick Carroll |
| 1993-94 | 573 Bob Sura | 21.2 Bob Sura | 213 Bob Sura | 131 LaMarr Greer | 43 Corey Louis | 62 James Collins | .626 Kirk Luchman | .707 Scott Shepherd |
| 1994-95 | 492 Bob Sura | 18.6 Bob Sura | 210 Corey Louis | 184 Kerry Thompson | 46 Randell Jackson | 55 James Collins | .516 Kirk Luchman | .730 Kirk Luchman |
| 1995-96 | 504 James Collins | 18.3 James Collins | 172 Kirk Luchman | 172 Kerry Thompson | 50 Corey Louis | 59 Terrell Baker | .556 Corey Louis | .798 Terrell Baker |
| 1996-97 | 514 James Collins | 16.6 James Collins | 194 Randell Jackson | 181 Delvon Arrington | 27 Ron Hale | 80 Terrell Baker | .605 Damos Anderson | .800 Ron Hale |
| 1997-98 | 394 Randell Jackson | 12.7 Randell Jackson | 225 Corey Louis | 182 Delvon Arrington | 43 David Anderson | 44 Delvon Arrington | .508 Damos Anderson | .755 Ron Hale |
| 1998-99 | 481 Ron Hale | 16.0 Ron Hale | 168 Ron Hale | 143 Delvon Arrington | 44 Mike Mathews | 56 Delvon Arrington | .484 Nigel Dixon | .808 Andrew Wilson |
| 1999-00 | 438 Ron Hale | 15.6 Ron Hale | 137 Oliver Simmons | 182 Delvon Arrington | 34 Mike Mathews | 61 Delvon Arrington | .528 Monte Cummings | .806 A. Waleskowski |
| 2000-01 | 344 Delvon Arrington | 11.5 Delvon Arrington | 179 Michael Joiner | 97 Todd Galloway | 34 Trevor Harvey | 82 Tim Pickett | .590 Trevor Harvey | .865 Tim Pickett |
| 2001-02 | 434 Monte Cummings | 15.5 Monte Cummings | 180 Nigel Dixon | 125 Nate Johnson | 22 A. Waleskowski | 82 Tim Pickett | .551 Alexander Johnson | .815 Anthony Richardson |
| 2002-03 | 495 Tim Pickett | 17.1 Tim Pickett | 165 Tim Pickett | 92 Todd Galloway | 18 Al Thornton | 35 Todd Galloway | .543 Al Thornton | .822 Anthony Richardson |
| 2003-04 | 543 Tim Pickett | 16.5 Tim Pickett | 178 A. Waleskowski | 93 Todd Galloway | 30 Alexander Johnson | 48 Todd Galloway | .540 Alexander Johnson | .788 Ralph Mims |
| 2004-05 | 362 Von Wafer | 12.5 Von Wafer | 136 A. Waleskowski | 110 Isaiah Swann | 40 Al Thornton | 53 Al Thornton | .530 Al Thornton | .805 Ralph Mims |
| 2005-06 | 484 Al Thornton | 16.1 Al Thornton | 216 Alexander Johnson | 98 Toney Douglas | 33 Eche Uchefu | 90 Toney Douglas | .531 Ryan Reid | .814 Uche Echefu |
| 2006-07 | 690 Al Thornton | 19.7 Al Thornton | 251 Al Thornton | 102 Toney Douglas | 73 Solomon Alabi | 63 Toney Douglas | .540 Solomon Alabi | .848 Uche Echefu |
| 2007-08 | 524 Toney Douglas | 15.4 Toney Douglas | 248 Eche Uchefu | 122 Derwin Kitchen | 75 Solomon Alabi | 71 Chris Singleton | .534 Solomon Alabi | .794 Solomon Alabi |
| 2008-09 | 751 Toney Douglas | 21.5 Toney Douglas | 197 Solomon Alabi | 121 Bernard James | 82 Bernard James | 65 Derwin Kitchen | .657 Bernard James | .828 Okaro White |
| 2009-10 | 374 Solomon Alabi | 11.7 Solomon Alabi | 223 Chris Singleton | 152 Luke Loucks | 82 Bernard James | 46 Deividas Dulkys | .606 Bernard James | .846 Michael Snaer |
| 2010-11 | 367 Chris Singleton | 13.1 Chris Singleton | 201 Bernard James | 82 Michael Snaer | 38 Okaro White | 33 Michael Snaer | .511 Kiel Turpin | .817 Michael Snaer |
| 2011-12 | 489 Michael Snaer | 14.0 Michael Snaer | 283 Bernard James | 102 Devon Bookert | 67 Boris Bojanovsky | 57 Aaron Thomas | .588 Boris Bojanovsky | .873 Ian Miller |
| 2012-13 | 489 Michael Snaer | 14.8 Michael Snaer | 201 Okaro White | | | | | |
| 2013-14 | 522 Aaron Thomas | 14.8 Aaron Thomas | 243 Okaro White | | | | | |



SINGLE GAME TEAM RECORDS

SINGLE GAME

MOST POINTS — HOME

- 138 vs. Baptist, 1976-77
- 134 vs. Valdosta State, 1971-72
- 133 vs. Central Florida, 1988-89
- 125 vs. South Dakota, 1970-71
- 122 vs. Miami, 1967-68
122 vs. Clemson, 1969-70
122 vs. Samford, 1970-71

MOST POINTS — AWAY

- 123 at Tampa, 1961-62
- 121 at Pepperdine, 1969-70
- 116 at Tampa, 1960-61
- 112 at Miami, 1969-70
- 111 at Miami, 1968-69

MOST POINTS — NEUTRAL

- 130 vs. LSU, 1967-68
- 117 vs. Southern Mississippi, 1970-71
- 112 vs. Arkansas, 1988-89
- 108 vs. Furman, 1956-57
- 108 vs. Tulane, 1969-70

MOST POINTS — BOTH TEAMS

- 230 — FSU 130, LSU, 100, 1967-68
- 222 — Jacksonville 114, FSU 108, 1970-71
- 220 — FSU 114, Miami 106, 1970-71
- 219 — FSU 117, USM 102, 1986-87
219 — Georgia Tech 111, FSU, 108, 1998-99

HIGHEST MARGIN OF VICTORY

- 69 — FSU 134, Valdosta, 65, 1971-72
- 67 — FSU 139, Baptist 72, 1976-77
- 64 — FSU 121, Tampa, 57, 1965-66
- 60 — FSU 125, South Dakota 65, 70-71
- 58 — FSU 108, Georgia Tech 50, 71-72

MOST POINTS ALLOWED

- 115 at North Carolina, 1965-66
- 114 at Jacksonville, 1970-71
- 113 at Jacksonville, 1973-74
- 112 at Miami (Fla.), 1965-66
- 110 vs. Beloit, 1954-55
110 at Miami, 1966-67

FEWEST POINTS ALLOWED

- 21 vs. Mississippi College, 1948-49
- 24 vs. Mississippi College, 1949-50
- 27 vs. Troy State, 1949-50
- 34 vs. Samford, 1972-73
- 34 vs. Memphis State, 1978-79
34 vs. Alabama A&M, 2009-10

FIELD GOALS MADE

- 56 vs. Baptist, 1976-77
- 55 vs. Valdosta State, 1971-72
- 54 vs. South Dakota, 1970-71
- 54 vs. Samford, 1970-71
- 53 vs. Valdosta, 1968-69
53 vs. Central Florida, 1988-89

FIELD GOALS ATTEMPTED

- 120 vs. Beloit College, 1954-55
- 115 vs. LSU, 1965-66
- 111 vs. Valdosta, 1968-69
- 110 vs. Valdosta, 1971-72
- 109 vs. Valdosta, 1970-71

FIELD GOAL PERCENTAGE

- .727 vs. Minnesota (48-66), 1979-80
- .724 vs. Georgia Southern (42-58), 75-76
- .717 vs. Biscayne (43-60), 1975-76
- .717 vs. UNC Asheville (43-60), 1991-92
- .709 vs. St. Joseph's (32-46), 1984-85

FREE THROWS MADE

- 42 vs. Cincinnati, 1988-89
- 39 vs. Florida Atlantic, 1993-94
- 38 vs. Stetson, 1956-57
- 37 vs. Marquette, 1980-81
- 36 vs. Georgia, 1957-58

FREE THROWS ATTEMPTED

- 53 vs. Stetson, 1957-58
- 52 vs. Arkansas, 1988-89
- 52 vs. Cincinnati, 1988-89
- 49 vs. Miami, 1989-90
- 48 vs. Georgia, 1957-58
48 vs. Florida International, 1987-88

FREE THROW PCT. (MINIMUM 10 ATTEMPTS)

- 1.000 vs. Wake Forest (11-11), 1996-97
1.000 vs. Wake Forest (11-11), 2002-03
1.000 vs. Maryland (10-10), 2007-08
1.000 vs. Akron (10-10), 2007-08
- .952 vs. Duquesne (20-21), 1964-65

3-POINT FG MADE

- 20 vs. Maine, 2007-08
- 17 at Stetson, 2003-04
- 16 vs. Maryland, 2013-14
- 15 at North Carolina, 2003-04
15 at Wichita State, 2003-04

3-POINT FG ATTEMPTED

- 39 at Wichita State, 2003-04
- 37 at North Carolina, 2003-04
37 vs. Butler, 2005-06
- 35 vs. Maine, 2007-08
- 34 vs. Maryland, 1994-95

3-POINT FG PERCENTAGE

- .800 (8-10) vs. Memphis State, 1987-88
- .700 (7-10) vs. Duke, 2000-01
- .692 (9-13) vs. Jacksonville, 1999-00
.692 (9-13) vs. Alabama A&M (2009-10)
- .668 (11-16) vs. Georgetown, 2013-14

REBOUNDS

- 84 vs. LSU, 1967-68
- 82 vs. Valdosta, 1970-71
- 76 vs. Georgetown, 1969-70
76 vs. Wisconsin-Milwaukee, 1970-71
- 72 vs. Valdosta, 1968-69

STEALS

- 21 vs. Tulane, 1984-85
- 19 vs. Tulane, 1977-78
- 19 vs. Rice, 1996-97
- 19 vs. Butler, 1996-97
- 18 vs. Saint Leo, 1981-82
18 vs. NC State, 1995-96
18 vs. Nicholls State, 2003-04
18 vs. Nicholls State, 2007-08

BLOCKED SHOTS

- 15 vs. Florida Atlantic, 1994-95
15 at Virginia Tech, 2011-12
- 14 vs. Maryland, 1994-95
- 14 vs. South Alabama, 2011-12
- 13 vs. UNC Greensboro, 1993-94
13 at Mercer, 2009-10
13 at Maryland, 2012-13
- 12 vs. Memphis State, 1990-91
12 vs. Jacksonville, 1992-93
12 vs. Bethune-Cookman, 1993-94
12 vs. Connecticut, 1997-98
12 vs. Mercer, 2002-03
12 vs. Charleston Southern, 2008-09
12 vs. Iona, 2009-10
12 vs. Buffalo, 2012-13
12 vs. UMass, 2013-14

ASSISTS

- 36 vs. Baptist College, 1976-77
- 34 vs. Valdosta, 1971-72
- 32 vs. Eastern Kentucky, 1971-72
32 vs. Cal State Bakersfield, 1973-74
- 31 vs. South Dakota, 1970-71
31 vs. South Alabama, 1971-72

MOST FOULS

- 36 vs. NC State, 1995-96
- 35 vs. Florida, 1964-65
- 34 vs. Memphis State, 1959-60
- 33 vs. Vanderbilt, 1986-87
- 32 vs. Alabama, 1964-65
32 vs. Florida, 1967-68
32 vs. Missouri, 1976-77
32 vs. San Diego State, 1982-83
32 vs. Iowa, 1987-88

FEWEST FOULS

- 7 vs. Connecticut, 1972-73
- 8 vs. Southern Mississippi, 1990-91
- 9 vs. Stetson, 1971-72
9 vs. Louisville, 1984-85
9 vs. Radford, 1995-96
9 vs. Marist, 1996-97



Tharon Mayes led Florida State with a 23.3 points per game scoring average during the 1990 season.



David Thompson was the Seminoles' leading scorer on Florida State's 1976-77 team that scored a school record 138 points against Baptist College on February 5, 1977.



FLORIDA STATE®

SEASON TEAM RECORDS

SEASON

MOST POINTS

| | | |
|----|-------|--------------------|
| 1. | 3,020 | 1992-93 (35 Games) |
| 2. | 2,781 | 1971-72 (32 Games) |
| 3. | 2,739 | 1988-89 (30 Games) |
| 4. | 2,607 | 2006-07 (35 Games) |
| 5. | 2,565 | 1991-92 (32 Games) |

MOST POINTS PER GAME

| | | |
|----|------|--------------------|
| 1. | 91.7 | 1969-70 (26 Games) |
| 2. | 91.5 | 1970-71 (26 Games) |
| 3. | 91.3 | 1988-89 (30 Games) |
| 4. | 90.3 | 1967-68 (27 Games) |
| 5. | 88.3 | 1954-55 (26 Games) |

FEWEST POINTS ALLOWED

| | | |
|----|-------|--------------------|
| 1. | 1,427 | 1949-50 (25 Games) |
| 2. | 1,567 | 1961-62 (23 Games) |
| 3. | 1,595 | 1951-52 (23 Games) |
| 4. | 1,678 | 1952-53 (22 Games) |
| 5. | 1,680 | 1962-63 (25 Games) |

FEWEST POINTS ALLOWED PER GAME

| | | |
|----|------|--------------------|
| 1. | 57.1 | 1949-50 (25 Games) |
| 2. | 60.4 | 2009-10 (32 Games) |
| 3. | 62.0 | 2010-11 (34 Games) |
| 4. | 62.9 | 2011-12 (35 Games) |
| 5. | 63.6 | 1950-51 (27 Games) |

HIGHEST MARGIN OF VICTORY

| | | |
|----|------|--------------------|
| 1. | 16.5 | 1969-70 (26 Games) |
| 2. | 15.5 | 1971-72 (32 Games) |
| 3. | 15.0 | 1975-76 (27 Games) |
| 4. | 11.9 | 1967-68 (27 Games) |
| 5. | 11.4 | 1974-75 (26 Games) |

FIELD GOALS MADE

| | | |
|----|-------|--------------------|
| 1. | 1,145 | 1992-93 (35 Games) |
| 2. | 1,110 | 1971-72 (32 Games) |
| 3. | 999 | 1988-89 (30 Games) |
| 4. | 990 | 1970-71 (26 Games) |
| 5. | 986 | 1977-78 (29 Games) |

FIELD GOALS ATTEMPTED

| | | |
|----|-------|--------------------|
| 1. | 2,372 | 1971-72 (32 Games) |
| 2. | 2,315 | 1992-93 (35 Games) |
| 3. | 2,164 | 1954-55 (26 Games) |
| 4. | 2,082 | 1970-71 (26 Games) |
| 5. | 2,055 | 1973-74 (26 Games) |

FIELD GOAL PERCENTAGE

| | | |
|----|------|--------------------|
| 1. | .532 | 1979-80 (31 Games) |
| 2. | .529 | 1983-84 (31 Games) |
| 3. | .512 | 1961-62 (23 Games) |
| 4. | .510 | 1978-79 (29 Games) |
| 5. | .509 | 1984-85 (29 Games) |

FREE THROWS MADE

| | | |
|----|-----|--------------------|
| 1. | 707 | 1954-55 (26 Games) |
| 2. | 617 | 2013-14 (36 Games) |
| 3. | 561 | 1971-72 (32 Games) |
| 4. | 560 | 1988-89 (30 Games) |
| 5. | 543 | 1956-57 (26 Games) |
| | 543 | 1992-93 (35 Games) |

FREE THROWS ATTEMPTED

| | | |
|----|-----|--------------------|
| 1. | 982 | 1954-55 (26 Games) |
| 2. | 855 | 2013-14 (36 Games) |
| 3. | 809 | 1990-91 (32 Games) |
| 4. | 807 | 1992-93 (35 Games) |
| 5. | 800 | 1971-72 (32 Games) |

FREE THROW PERCENTAGE

| | | |
|----|------|--------------------|
| 1. | .773 | 2007-08 (34 Games) |
| 2. | .755 | 2006-07 (35 Games) |
| 3. | .735 | 2012-13 (34 Games) |
| 4. | .729 | 1967-68 (27 Games) |
| 5. | .727 | 1963-64 (28 Games) |
| | .727 | 1988-89 (25 Games) |

3-POINT FG MADE

| | | |
|----|-----|--------------------|
| 1. | 296 | 2003-04 (33 Games) |
| 2. | 237 | 2006-07 (35 Games) |
| 3. | 234 | 2007-08 (34 Games) |
| 4. | 216 | 2008-09 (35 Games) |
| | 216 | 2011-12 (35 Games) |

3-POINT FG ATTEMPTED

| | | |
|----|-----|--------------------|
| 1. | 788 | 2003-04 (33 Games) |
| 2. | 665 | 2007-08 (34 Games) |
| 3. | 634 | 2010-11 (34 Games) |
| 4. | 631 | 2008-09 (35 Games) |
| 5. | 624 | 2006-07 (35 Games) |

3-POINT FG PERCENTAGE

| | | |
|----|------|--------------------|
| 1. | .437 | 1987-88 (30 Games) |
| 2. | .416 | 1986-87 (30 Games) |
| 3. | .380 | 2006-07 (35 Games) |
| | .380 | 2013-14 (36 Games) |
| 5. | .376 | 2003-04 (33 Games) |
| | .376 | 2005-06 (31 Games) |

REBOUNDS

| | | |
|----|-------|--------------------|
| 1. | 1,608 | 1971-72 (32 Games) |
| 2. | 1,451 | 1969-70 (26 Games) |
| 3. | 1,422 | 1954-55 (26 Games) |
| 4. | 1,388 | 1967-68 (27 Games) |
| | 1,388 | 1970-71 (26 Games) |

REBOUNDS PER GAME

| | | |
|----|------|--------------------|
| 1. | 55.4 | 1969-70 (26 Games) |
| 2. | 54.6 | 1954-55 (26 Games) |
| 3. | 53.4 | 1970-71 (26 Games) |
| 4. | 52.2 | 1959-60 (25 Games) |
| 5. | 52.0 | 1958-59 (23 Games) |

STEALS

| | | |
|----|-----|--------------------|
| 1. | 322 | 1992-93 (35 Games) |
| 2. | 291 | 2003-04 (33 Games) |
| 3. | 290 | 1991-92 (32 Games) |
| 4. | 290 | 2007-08 (34 Games) |
| 5. | 289 | 2008-09 (35 Games) |

BLOCKED SHOTS

| | | |
|----|-----|--------------------|
| 1. | 210 | 1992-93 (35 Games) |
| 2. | 213 | 2011-12 (35 Games) |
| 3. | 203 | 2010-11 (34 Games) |
| 4. | 202 | 2008-09 (35 Games) |
| 5. | 200 | 2009-10 (32 Games) |

ASSISTS

| | | |
|----|-----|--------------------|
| 1. | 634 | 1971-72 (33 Games) |
| 2. | 568 | 1851-52 (25 Games) |
| 3. | 534 | 1983-84 (31 Games) |
| 4. | 513 | 1972-73 (26 Games) |
| 5. | 499 | 1970-71 (26 Games) |

MOST FOULS


| | | |
|----|-----|--------------------|
| 1. | 657 | 2008-09 (35 Games) |
| 2. | 653 | 2011-12 (35 Games) |
| 3. | 651 | 2010-11 (34 Games) |
| 4. | 650 | 2013-14 (36 Games) |
| 5. | 637 | 1978-79 (29 Games) |

FEWEST FOULS

| | | |
|----|-----|--------------------|
| 1. | 383 | 1961-62 (23 Games) |
| 2. | 436 | 1968-69 (26 Games) |
| 3. | 451 | 1960-61 (24 Games) |
| 4. | 452 | 1972-73 (26 Games) |
| 5. | 462 | 1970-71 (26 Games) |



Otto Petty's single-game school record 16 assists in a Seminole victory in 1972 were part of a school-record 634 assists the FSU team handed out during their run to the national championship game.



Sam Cassell was one of four Seminoles who averaged double figure scoring on Florida State's 1992-93 team – the highest scoring squad in school history.



FLORIDA STATE®

TEAM RECORDS

MISCELLANEOUS RECORDS

SINGLE GAME

Largest Winning Margin on the Road – 41 vs. Jacksonville (106-65), 1967-68
Largest Winning Margin at Home – 69 vs. Valdosta State (134-65), 1971-72
Most Points Scored in First Half – 70 vs. Pepperdine (121-83), 1969-70
Most Points Scored in Second Half – 78 vs. LSU (130-100), 1967-68
Fewest Points Allowed at Home – 21 vs. Mississippi College (53-21), 1948-49
Fewest Points Allowed on the Road – 34 vs. Samford (47-34), 1972-73
Fewest Points Allowed at a Neutral Site – 42 vs. Chicago State (47-42), 2003-04
Most Points Allowed at Home – 111 vs. Georgia Tech (111-108 2OT), 1998-99
Most Points Allowed on the Road – 115 vs. North Carolina (115-80), 1965-66
Most Points Allowed at a Neutral Site – 110 vs. Beloit (110-88), 1954-55
Fewest Points Scored at Home – 35 vs. Sewanee (43-35), 1948-49
Fewest Points Scored on the Road – 30 vs. Florida (50-30), 1966-67
Fewest Points Scored at a Neutral Site – 41 vs. Harvard (41-46), 2011-12
Highest Field Goal Percentage – .727 vs. Minnesota (48-of-66), 1979-80
Highest Field Goal Percentage in a Half – .826 vs. South Florida (19-of-23), 1998-99

SEASON

Most Games Played – 36, 2013-14
Fewest Games Played – 18, 1947-48
Most Victories – 27, 1971-72
Longest Winning Streak – 11, 1969-70

Longest Winning Streak at Home – 29, 1974-75
Longest Winning Streak on the Road – 7, 1949-51; 1954-55
Fewest Defeats – 3, 1969-70
Highest Winning Percentage – .885 (23-3), 1969-70
Most 100-Point Games – 11, 1988-89
Fewest Victories – 5, 1947-48; 1951-52
Most Points Allowed Per Game – 81.9 (23 games), 1959-60
Longest Losing Streak – 13, 1947-48
Longest Losing Streak at Home – 4, 1956-57; 2004-05
Longest Losing Streak on the Road – 25, 1956-59
Fewest Points – 850 (18 games), 1947-48
Fewest Points Per Game – 47.2 (18 games), 1947-48
Most Points Allowed –
 2422 (30 games), 1988-89; 2429 (32 games), 1990-91;
 2788 (35 games), 1992-93
Lowest Winning Percentage – .200 (5-20), 1951-52
Highest Field Goal Percentage – .532 (964-1811), 1979-80
Highest Free Throw Percentage – .773 (529-684), 2007-08
Lowest Field Goal Percentage – .203, 1951-52
Lowest Free Throw Percentage – .586 (406-of-693), 1950-51
Fewest Personal Fouls – 383 (23 games), 1961-62
Most Personal Fouls – 657 (35 games), 2008-09

CIVIC CENTER RECORDS

INDIVIDUAL

Points – 40, Pee Wee Barber vs. Miami, Feb. 26, 1987
Points (Half) – 27, Al Thornton vs. Virginia Tech, Jan. 17, 2007
Points By Opponent – 38, Terry Dozier (South Carolina), Jan. 21, 1987
Field Goals – 16, Alton Lee Gipson vs. Tampa, Nov. 26, 1984
Field Goals By Opponent – 16, Dell Curry (Virginia Tech), Feb. 24, 1986
Free Throws Attempted – 17, Chuck Graham vs. Jacksonville, Nov. 26, 1991;
 17, Sam Cassell vs. Jacksonville, Nov. 26, 1991
Free Throws Attempted By Opponent – 16, Elliot Perry (Memphis State), Feb. 1, 1989
Free Throws Made – 16, Bob Sura vs. South Florida, Nov. 29, 1994
Free Throws Made By Opponent – 15, Elliot Perry (Memphis State), Feb. 1, 1989
Free Throw Percentage –
 100% (8-8), Michael Johnson vs. Louisville, Jan. 30, 1982;
 100% (14-14), Doug Edwards vs. Clemson, Feb. 8, 1992;
 100% (11-11), Nick Bryant vs. Florida Atlantic, Dec. 1, 1993;
 100% (16-16), Bob Sura vs. South Florida, Nov. 29, 1994;
 100% (7-7), Ron Hale vs. NC State, Jan. 23, 1999;
 100% (9-9), Ron Hale vs. Georgia Tech, Feb. 11, 1999;
 100% (8-8), Antwan Dixon vs. Virginia, Feb. 26, 2000;
 100% (6-6), Monte Cummings vs. Furman, Dec. 4, 2000;
 100% (6-6), Monte Cummings vs. North Carolina, Jan. 20, 2001;
 100% (6-6), Antwan Dixon vs. Wake Forest, Feb. 10, 2001;
 100% (6-6), J.D. Bracy vs. Maryland, Feb. 27, 2002;
 100% (8-8), Tim Pickett vs. Virginia, March 1, 2003;
 100% (6-6), Al Thornton vs. SMU, Nov. 14, 2007;
 100% (11-11), Uche Echefu vs. La Salle, Jan. 5, 2008;
 100% (8-8), Isaiah Swann vs. Georgia Southern, Nov. 12, 2007;
 100% (8-8), Ralph Mims vs. Clemson, Feb. 19, 2008;
 100% (6-6), Ralph Mims vs. Boston College, Feb. 23, 2008;
 100% (6-6), Julian Vaughn vs. Georgia Southern, Nov. 12, 2007;
 100% (6-6), Jason Rich vs. Georgia Southern, Nov. 12, 2007
 100% (6-6), Toney Douglas vs. Virginia Tech, March 8, 2009
 100% (6-6), Toney Douglas vs. Coastal Carolina, Nov. 22, 2009
 100% (6-6), Uche Echefu vs. Duke, Jan. 10, 2009
 100% (6-6), Xavier Gibson vs. Auburn, Dec. 17, 2009
 100% (6-6), Solomon Alabi vs. Georgia Tech, Jan. 24, 2010
 100% (6-6), Michael Snaer vs. Wake Forest, March 3, 2010
 100% (10-10) Michael Snaer vs. Auburn, Jan. 4, 2012
 100% (7-7) Ian Miller vs. Tennessee-Martin, Nov. 17, 2013
 100% (8-8) Aaron Thomas vs. Massachusetts, Dec. 21, 2013
100% (6-6) Aaron Thomas vs. Notre Dame, Jan. 21, 2014
 100% (9-9) Okaro White vs. Virginia Tech, Feb. 5, 2014
100% (6-6) Aaron Thomas vs. Syracuse, March 9, 2014

Free Throw Percentage By Opponent –

100% (9-9), Ronnie Williams (Florida), Jan. 11, 1982;
 100% (6-6), Kris Hunter (Jacksonville), Dec. 17, 2000;
 100% (6-6), Jack McClinton (Miami), March 8, 2008
 100% (10-10), Jilius Mays (NC State), Jan. 12, 2010
 100% (7-7), C.J. Harris (Wake Forest), March 3, 2010
 100% (6-6), Greivas Vasquez (Maryland), Feb. 4, 2010
 100% (7-7) Myles Taylor vs. Tennessee-Martin, Nov. 17, 2013

100% (11-11) Robert Carter Jr. vs. Georgia Tech, March 2, 2014
 100% (8-8) Markel Starks vs. Georgetown, March 24, 2014
 100% (8-8) Kenneth Smith vs. Louisiana Tech, March 26, 2014
Rebounds – 21, Tat Hunter vs. Virginia Tech, March 1, 1989;
 21, Michael Polite vs. Texas Southern, Nov. 29, 1991
Rebounds By Opponent – 20, Mike Hackett (Jacksonville), Dec. 9, 1981
Assists – 16, Tony William vs. Jacksonville, Feb. 12, 1983
Assists By Opponent – 14, Kenny Siler (So. Miss.), Jan. 18, 1986

TEAM

Points – 133 vs. Central Florida, Nov. 25, 1988
Points By Opponent – 109, Arkansas, Jan. 21, 1991
Points (Half) – 68 vs. Louisville, Feb. 7, 1987
Fewest Points – 47 vs. Florida, Dec. 5, 2012
Fewest Points By Opponent – 34, Alabama A&M, Dec. 31, 2009
Fewest Points (Half) – 15 vs. Florida, Dec. 5, 2012 (1st)
Fewest Points By Opponent (Half) –
 10, Jacksonville, Dec. 6, 1997
 10, Stetson, Nov. 18, 2009
 10, Alabama A&M, Dec. 31, 2009
 9, Hardford, Dec. 5, 2010
Combined Score –
 219, Florida State 117, Southern Miss. 102, Feb. 28, 1987;
 219, Georgia Tech 111, Florida State 108, 2OT, Feb. 11, 1999
Personal Fouls – 30 vs. Georgia Tech, Feb. 11, 1999
Personal Fouls By Opponents – 33, Jacksonville, Nov. 26, 1992
Lowest Combined Personal Fouls –
 25 vs. Georgia Tech, Feb. 15, 1992;
 25 vs. Georgia Tech, March 2, 1994;
 25 vs. South Carolina, March 21, 2006
Fewest Personal Fouls – 8 vs. Southern Miss., Feb. 26, 1991
Fewest Personal Fouls By Opponent –
 9 vs. Tulane, Feb. 20, 1984;
 9 vs. North Carolina, Jan. 6, 1999
Field Goal Percentage – 71.9 vs. UNC-Asheville, Jan. 2, 1992
Field Goal Percentage By Opponent – 64.0 vs. Southern Miss., Jan. 18, 1986
Field Goals – 53 vs. Central Florida, Nov. 25, 1988
Field Goals By Opponent – 43, Southern Miss., Jan. 18, 1986
Free Throws Attempted – 52 vs. Cincinnati, Jan. 21, 1989
Free Throws Attempted By Opponent – 41, Florida International, Dec. 12, 2004
Fewest Free Throws Attempted – 2 vs. North Carolina, Jan. 6, 1999
Fewest Free Throws Attempted By Opponent – 4 by Elon, Nov. 23, 2001
Free Throws – 42 vs. Cincinnati, Jan. 21, 1989
Free Throws By Opponent – 29, Florida International, Dec. 12, 2004
Fewest Free Throws – 1 vs. North Carolina, Jan. 6, 1999
Fewest Free Throws By Opponent – 3, Georgia Tech, Feb. 15, 1992
Rebounds – 65 vs. Texas Southern, Nov. 27, 1990
Rebounds By Opponents – 48 vs. Duke, Feb. 17, 1999
Home Attendance – 145,189 (17 Games, 2011-12)
Home Average Attendance – 9,191 (15 games), 1992-93
Largest Crowd – 13,610 vs. Duke, Jan. 30, 1992
Winning Streak – 11, 1986-87, 1987-88



YEAR-BY-YEAR RESULTS

| YEAR | OVERALL | | | FINAL AP RANK | AFFILIATION | -----CONFERENCE----- | | | | ---CONFERENCE TOURNAMENT--- | | | | COACH | POSTSEASON |
|---------|---------|------|------|---------------|----------------------|----------------------|------|-------|--------|-----------------------------|------|-------|---------------|------------------|---------------------|
| | WIN | LOSS | PCT. | | | WIN | LOSS | PCT. | FINISH | WIN | LOSS | PCT. | FINISH | | |
| 1947-48 | 5 | 13 | .277 | | independent | — | — | — | — | — | — | — | — | Don Loucks | |
| 1948-49 | 12 | 12 | .500 | | independent | — | — | — | — | — | — | — | — | J.K. Kennedy | |
| 1949-50 | 15 | 10 | .600 | | Dixie | 6 | 3 | .667 | — | 0 | 1 | .000 | First Round | J.K. Kennedy | |
| 1950-51 | 18 | 9 | .667 | | Dixie | 7 | 0 | 1.000 | 1st | 0 | 1 | .000 | First Round | J.K. Kennedy | NAIB (3-1) |
| 1951-52 | 5 | 20 | .200 | | independent | — | — | — | — | — | — | — | — | J.K. Kennedy | |
| 1952-53 | 11 | 11 | .500 | | independent | — | — | — | — | — | — | — | — | J.K. Kennedy | |
| 1953-54 | 13 | 7 | .619 | | independent | — | — | — | — | — | — | — | — | J.K. Kennedy | |
| 1954-55 | 22 | 4 | .846 | | Fla. Intercollegiate | 10 | 0 | 1.000 | 1st | 1 | 0 | 1.000 | Champions | J.K. Kennedy | |
| 1955-56 | 16 | 9 | .640 | | Fla. Intercollegiate | 9 | 1 | .900 | 1st | 0 | 1 | .000 | First Round | J.K. Kennedy | |
| 1956-57 | 9 | 17 | .346 | | Fla. Intercollegiate | 5 | 5 | .500 | — | — | — | — | — | J.K. Kennedy | |
| 1957-58 | 9 | 16 | .360 | | independent | — | — | — | — | — | — | — | — | J.K. Kennedy | |
| 1958-59 | 8 | 15 | .347 | | independent | — | — | — | — | — | — | — | — | J.K. Kennedy | |
| 1959-60 | 10 | 15 | .400 | | independent | — | — | — | — | — | — | — | — | J.K. Kennedy | |
| 1960-61 | 14 | 10 | .583 | | independent | — | — | — | — | — | — | — | — | J.K. Kennedy | |
| 1961-62 | 15 | 8 | .651 | | independent | — | — | — | — | — | — | — | — | J.K. Kennedy | |
| 1962-63 | 15 | 10 | .600 | | independent | — | — | — | — | — | — | — | — | J.K. Kennedy | |
| 1963-64 | 14 | 14 | .500 | | independent | — | — | — | — | — | — | — | — | J.K. Kennedy | |
| 1964-65 | 16 | 10 | .620 | | independent | — | — | — | — | — | — | — | — | J.K. Kennedy | |
| 1965-66 | 15 | 11 | .577 | | independent | — | — | — | — | — | — | — | — | J.K. Kennedy | |
| 1966-67 | 11 | 15 | .423 | | independent | — | — | — | — | — | — | — | — | Hugh Durham | |
| 1967-68 | 19 | 8 | .704 | | independent | — | — | — | — | — | — | — | — | Hugh Durham | NCAA (0-1) |
| 1968-69 | 18 | 8 | .692 | | independent | — | — | — | — | — | — | — | — | Hugh Durham | |
| 1969-70 | 23 | 3 | .885 | 10 | independent | — | — | — | — | — | — | — | — | Hugh Durham | |
| 1970-71 | 17 | 9 | .654 | | independent | — | — | — | — | — | — | — | — | Hugh Durham | |
| 1971-72 | 27 | 6 | .818 | 10 | independent | — | — | — | — | — | — | — | — | Hugh Durham | NCAA Finals (4-1) |
| 1972-73 | 18 | 8 | .692 | | independent | — | — | — | — | — | — | — | — | Hugh Durham | |
| 1973-74 | 18 | 8 | .692 | | independent | — | — | — | — | — | — | — | — | Hugh Durham | |
| 1974-75 | 18 | 8 | .692 | | independent | — | — | — | — | — | — | — | — | Hugh Durham | |
| 1975-76 | 21 | 6 | .778 | | independent | — | — | — | — | — | — | — | — | Hugh Durham | |
| 1976-77 | 16 | 11 | .593 | | Metro | 5 | 7 | .417 | 5th | 0 | 1 | .000 | First Round | Hugh Durham | |
| 1977-78 | 23 | 6 | .793 | 15 | Metro | 11 | 1 | .917 | 1st | 1 | 1 | .500 | Finals | Hugh Durham | NCAA (0-1) |
| 1978-79 | 19 | 10 | .655 | | Metro | 7 | 3 | .700 | 3rd | 2 | 1 | .667 | Finals | Joe Williams | |
| 1979-80 | 22 | 9 | .710 | | Metro | 7 | 5 | .583 | 4th | 2 | 1 | .667 | Finals | Joe Williams | NCAA (1-1) |
| 1980-81 | 17 | 11 | .607 | | Metro | 7 | 5 | .583 | 2nd | 1 | 1 | .500 | Semifinals | Joe Williams | |
| 1981-82 | 11 | 17 | .392 | | Metro | 4 | 8 | .333 | 6th | 1 | 1 | .500 | Semifinals | Joe Williams | |
| 1982-83 | 14 | 14 | .500 | | Metro | 5 | 7 | .417 | 5th | 0 | 1 | .000 | Semifinals | Joe Williams | |
| 1983-84 | 20 | 11 | .645 | | Metro | 9 | 5 | .643 | 3rd | 1 | 1 | .500 | Semifinals | Joe Williams | NIT (1-1) |
| 1984-85 | 14 | 16 | .467 | | Metro | 4 | 10 | .286 | 7th | 2 | 1 | .667 | Finals | Joe Williams | |
| 1985-86 | 12 | 17 | .414 | | Metro | 4 | 10 | .286 | 7th | 1 | 1 | .500 | Semifinals | Joe Williams | |
| 1986-87 | 19 | 11 | .633 | | Metro | 3 | 9 | .250 | 6th | 0 | 1 | .000 | First Round | Pat Kennedy | NIT (1-1) |
| 1987-88 | 19 | 11 | .633 | | Metro | 8 | 6 | .571 | 2nd | 1 | 1 | .500 | Semifinals | Pat Kennedy | NCAA (0-1) |
| 1988-89 | 22 | 8 | .733 | 16 | Metro | 10 | 4 | .714 | 2nd | 1 | 1 | .500 | Finals | Pat Kennedy | NCAA (0-1) |
| 1989-90 | 16 | 15 | .516 | | Metro | 6 | 9 | .400 | 5th | 0 | 1 | .000 | First Round | Pat Kennedy | |
| 1990-91 | 21 | 11 | .592 | | Metro | 12 | 5 | .706 | 2nd | 3 | 0 | 1.000 | Champions | Pat Kennedy | NCAA (1-1) |
| 1991-92 | 22 | 10 | .687 | 20 | ACC | 11 | 5 | .688 | 2nd | 1 | 1 | .500 | Semifinals | Pat Kennedy | NCAA Sweet 16 (2-1) |
| 1992-93 | 25 | 10 | .714 | 11 | ACC | 12 | 4 | .750 | 2nd | 0 | 1 | .000 | Quarterfinals | Pat Kennedy | NCAA Elite 8 (3-1) |
| 1993-94 | 13 | 14 | .481 | | ACC | 6 | 10 | .375 | T7th | 0 | 1 | .000 | Quarterfinals | Pat Kennedy | |
| 1994-95 | 12 | 15 | .444 | | ACC | 5 | 11 | .313 | T6th | 0 | 1 | .000 | Quarterfinals | Pat Kennedy | |
| 1995-96 | 13 | 14 | .481 | | ACC | 5 | 11 | .313 | 8th | 0 | 1 | .000 | First Round | Pat Kennedy | |
| 1996-97 | 20 | 12 | .625 | | ACC | 6 | 10 | .375 | 7th | 0 | 1 | .000 | Quarterfinals | Pat Kennedy | NIT Finals (4-1) |
| 1997-98 | 18 | 14 | .563 | | ACC | 6 | 10 | .375 | T6th | 0 | 1 | .000 | First Round | Steve Robinson | NCAA (1-1) |
| 1998-99 | 13 | 17 | .433 | | ACC | 5 | 11 | .313 | T7th | 1 | 1 | .500 | Quarterfinals | Steve Robinson | |
| 1999-00 | 12 | 17 | .414 | | ACC | 6 | 10 | .375 | T6th | 1 | 1 | .500 | Quarterfinals | Steve Robinson | |
| 2000-01 | 9 | 21 | .300 | | ACC | 4 | 12 | .333 | 8th | 0 | 1 | .000 | First Round | Steve Robinson | |
| 2001-02 | 12 | 17 | .414 | | ACC | 4 | 12 | .333 | T7th | 1 | 1 | .500 | Quarterfinals | Steve Robinson | |
| 2002-03 | 14 | 15 | .483 | | ACC | 4 | 12 | .333 | 9th | 1 | 1 | .500 | Quarterfinals | Leonard Hamilton | |
| 2003-04 | 19 | 14 | .576 | | ACC | 6 | 10 | .375 | T7th | 0 | 1 | .000 | Quarterfinals | Leonard Hamilton | NIT (1-1) |
| 2004-05 | 12 | 19 | .387 | | ACC | 4 | 12 | .250 | T10th | 0 | 1 | .000 | First Round | Leonard Hamilton | |
| 2005-06 | 20 | 10 | .667 | | ACC | 9 | 7 | .563 | 5th | 0 | 1 | .000 | First Round | Leonard Hamilton | NIT (1-1) |
| 2006-07 | 22 | 13 | .629 | | ACC | 7 | 9 | .438 | T8th | 1 | 1 | .500 | Quarterfinals | Leonard Hamilton | NIT (1-1) |
| 2007-08 | 19 | 15 | .559 | | ACC | 7 | 9 | .438 | T7th | 1 | 1 | .500 | Quarterfinals | Leonard Hamilton | NIT (0-1) |
| 2008-09 | 25 | 10 | .714 | 22 | ACC | 10 | 6 | .625 | 4th | 2 | 1 | .667 | Champ. Game | Leonard Hamilton | NCAA (0-1) |
| 2009-10 | 22 | 10 | .688 | | ACC | 10 | 6 | .625 | T3rd | 0 | 1 | .000 | Quarterfinals | Leonard Hamilton | NCAA (0-1) |
| 2010-11 | 23 | 11 | .676 | 19 | ACC | 11 | 5 | .688 | 3rd | 0 | 1 | .000 | Quarterfinals | Leonard Hamilton | NCAA (2-1) |
| 2011-12 | 25 | 10 | .714 | 10 | ACC | 12 | 4 | .750 | 3rd | 3 | 0 | 1.000 | Champions | Leonard Hamilton | NCAA (1-1) |
| 2012-13 | 18 | 16 | .529 | | ACC | 9 | 9 | .500 | 6th | 1 | 1 | .500 | Quarterfinals | Leonard Hamilton | NIT (0-1) |
| 2013-14 | 24 | 14 | .583 | | ACC | 9 | 9 | .500 | T7th | 1 | 1 | .500 | Quarterfinals | Leonard Hamilton | NIT (3-1) |

Note - Florida State was a member of the Metro Conference from 1976-77 through 1990-91.

Note - Florida State joined the Atlantic Coast Conference to begin the 1991-92 season.



YEAR-BY-YEAR TEAM STATS


| YEAR | G | FGM-FGA | PCT. | 3FGM-3FGA | PCT. | FTM-FTA | PCT. | O-D-REB | AVG. | PF | AST | TO | BL | ST | PTS-AVG. |
|---------|----|-----------|------|-----------|------|---------|------|---------|------|-----|-----|-----|-----|-----|-----------|
| 1947-48 | 18 | 312-NA | | | | 226-NA | | | | | | | | | 850-47.2 |
| | 18 | 368-NA | | | | 242-NA | | | | | | | | | 978-54.3 |
| 1948-49 | 24 | 487-NA | | | | 251-NA | | | | | | | | | 1225-51.0 |
| | 24 | 449-NA | NA | | | 316-NA | NA | | | | NA | | | | 1214-50.6 |
| 1949-50 | 25 | 588-NA | | | | 316-NA | | | | | | | | | 1492-59.7 |
| | 25 | 502-NA | | | | 423-NA | | | | | | | | | 1427-57.1 |
| 1950-51 | 27 | 693-NA | | | | 406-NA | | | | | | | | | 1792-66.4 |
| | 27 | 639-NA | | | | 436-NA | | NA | NA | NA | | | | | 1714-63.5 |
| 1951-52 | 25 | 585-1925 | .304 | | | 301-505 | .596 | | | | 658 | | | | 1471-58.8 |
| | 25 | 663-NA | | | | 417-NA | | | | | | | | | 1743-69.7 |
| 1952-53 | 22 | 599-1764 | .339 | | | 449-694 | .690 | | | | 462 | | | | 1647-74.9 |
| | 22 | 621-1717 | .362 | | | 436-725 | .601 | | | | 439 | | | | 1678-76.3 |
| 1953-54 | 20 | 534-NA | | | | 437-NA | | | | | | | | | 1505-75.3 |
| | 20 | 520-NA | | | | 408-NA | | | | | | | | | 1448-72.4 |
| 1954-55 | 26 | 794-2164 | .367 | | | 707-982 | .720 | 1422 | 54.6 | 522 | | | | | 2295-88.3 |
| | 26 | 756-2059 | .367 | | | 539-826 | .653 | 1061 | 40.8 | 578 | | | | | 2051-78.9 |
| 1955-56 | 25 | 667-1648 | .405 | | | 689-947 | .728 | 1129 | 45.1 | 497 | | | | | 2023-80.9 |
| | 25 | 710-1703 | .417 | | | 494-799 | .618 | 1188 | 47.5 | 554 | | | | | 1914-76.5 |
| 1956-57 | 26 | 704-1862 | .378 | | | 543-799 | .680 | 1091 | 42.0 | 496 | | | | | 1951-75.1 |
| | 26 | 763-1981 | .385 | | | 545-805 | .677 | 1246 | 47.9 | 482 | | | | | 2061-79.3 |
| 1957-58 | 25 | 621-1853 | .335 | | | 447-622 | .719 | 1247 | 49.9 | 494 | | | | | 1689-67.6 |
| | 25 | 697-1766 | .395 | | | 454-689 | .659 | 1352 | 54.1 | 448 | | | | | 1848-73.9 |
| 1958-59 | 23 | 667-1758 | .379 | | | 436-646 | .675 | 1195 | 52.0 | 486 | | | | | 1770-77.0 |
| | 23 | 698-1684 | .415 | | | 479-699 | .685 | 1312 | 57.1 | 455 | | | | | 1875-81.5 |
| 1959-60 | 25 | 730-1883 | .388 | | | 468-713 | .656 | 1305 | 52.2 | 547 | | | | | 1928-77.1 |
| | 25 | 719-1683 | .427 | | | 512-783 | .654 | 1328 | 53.1 | 505 | | NA | | | 1950-78.0 |
| 1960-61 | 24 | 672-1467 | .458 | | | 442-634 | .697 | 1054 | 43.9 | 451 | | | | | 1786-74.4 |
| | 24 | 629-1501 | .419 | | | 411-629 | .653 | 1023 | 42.6 | 467 | | | | | 1669-69.5 |
| 1961-62 | 23 | 709-1386 | .512 | | | 363-525 | .691 | 897 | 39.0 | 383 | NA | | | | 1781-77.4 |
| | 23 | 615-1458 | .422 | | | 337-482 | .699 | 930 | 40.4 | 430 | | | | | 1567-68.1 |
| 1962-63 | 25 | 707-1513 | .467 | | | 330-517 | .638 | 1047 | 41.9 | 488 | | | NA | NA | 1744-69.8 |
| | 25 | 599-1434 | .418 | | | 482-678 | .717 | 977 | 39.1 | 421 | | | | | 1680-67.2 |
| 1963-64 | 25 | 724-1583 | .457 | | | 387-532 | .727 | 975 | 39.0 | 471 | | | | | 1835-73.4 |
| | 25 | 686-1561 | .457 | | | 387-532 | .727 | 975 | 39.0 | 471 | | | | | 1838-73.4 |
| 1964-65 | 26 | 697-1574 | .443 | | | 425-593 | .717 | 1058 | 40.7 | 520 | | | | | 1819-70.0 |
| | 26 | 629-1444 | .436 | | | 505-704 | .717 | 1001 | 38.5 | 490 | | | | | 1763-67.8 |
| 1965-66 | 26 | 696-1588 | .438 | | | 505-720 | .701 | 1109 | 42.7 | 553 | | | | | 1897-73.0 |
| | 26 | 647-1462 | .443 | | | 483-714 | .677 | 991 | 38.1 | 542 | | | | | 1777-68.4 |
| 1966-67 | 26 | 721-1596 | .452 | | | 402-581 | .692 | 1037 | 39.9 | 533 | | | | | 1844-70.9 |
| | 26 | 725-1634 | .444 | | | 486-702 | .692 | 1200 | 46.2 | 455 | | | | | 1936-75.5 |
| 1967-68 | 27 | 956-1960 | .488 | NA | NA | 526-722 | .729 | 1388 | 51.4 | 561 | | | | | 2438-90.3 |
| | 27 | 793-1911 | .415 | | | 532-736 | .723 | 1134 | 42.0 | 534 | | | | | 2118-78.4 |
| 1968-69 | 26 | 925-1965 | .471 | | | 412-633 | .651 | 1336 | 51.4 | 436 | | | | | 2260-86.9 |
| | 26 | 774-1708 | .453 | | | 498-688 | .724 | 1039 | 40.0 | 308 | | | | | 2056-79.1 |
| 1969-70 | 26 | 939-1950 | .482 | | | 507-705 | .719 | 1209 | 46.5 | 517 | 411 | | | | 2385-91.7 |
| | 26 | 743-1837 | .405 | | | 469-687 | .683 | 1312 | 50.5 | 508 | 296 | | | | 1955-75.2 |
| 1970-71 | 26 | 990-2082 | .476 | | | 400-592 | .676 | 1388 | 53.4 | 462 | 499 | | | | 2380-91.5 |
| | 26 | 842-1943 | .433 | | | 401-612 | .655 | 1208 | 46.5 | 534 | 384 | | | | 2085-80.2 |
| 1971-72 | 33 | 1110-2372 | .468 | | | 561-800 | .701 | 1608 | 48.7 | 564 | 634 | | | | 2781-84.3 |
| | 33 | 904-2153 | .420 | | | 478-722 | .662 | 1386 | 42.0 | 597 | 470 | | | | 2286-69.3 |
| 1972-73 | 26 | 938-1886 | .497 | | | 244-401 | .609 | 1250 | 48.1 | 452 | 513 | | | | 2120-81.5 |
| | 26 | 779-1817 | .429 | | | 302-427 | .707 | 1022 | 39.3 | 443 | 367 | | | | 1860-71.5 |
| 1973-74 | 26 | 971-2055 | .473 | | | 347-491 | .707 | 1230 | 47.3 | 509 | 436 | 478 | | | 2289-88.0 |
| | 26 | 856-1903 | .450 | | | 333-487 | .684 | 1100 | 42.3 | 544 | 342 | 539 | | | 2045-78.7 |
| 1974-75 | 26 | 932-1858 | .502 | | | 294-456 | .645 | 1099 | 42.3 | 517 | 425 | 472 | | | 2158-83.0 |
| | 26 | 766-1732 | .442 | | | 330-474 | .696 | 1019 | 39.2 | 521 | 335 | 548 | | | 1862-71.6 |
| 1975-76 | 27 | 956-1949 | .491 | | | 350-507 | .690 | 1168 | 43.3 | 585 | 459 | 462 | | | 2264-83.9 |
| | 27 | 751-1668 | .450 | | | 360-540 | .667 | 980 | 36.3 | 538 | 361 | 552 | | | 1862-69.0 |
| 1976-77 | 27 | 945-1888 | .501 | | | 361-547 | .660 | 1058 | 39.2 | 580 | 439 | 489 | | | 2251-83.4 |
| | 27 | 839-1735 | .484 | | | 405-563 | .719 | 1029 | 38.1 | 559 | 381 | 547 | | | 2083-77.2 |
| 1977-78 | 29 | 986-1957 | .504 | | | 444-683 | .650 | 1161 | 40.0 | 576 | 408 | 451 | 67 | 276 | 2416-83.3 |
| | 29 | 861-1875 | .459 | | | 368-532 | .692 | 1045 | 36.0 | 621 | 282 | 544 | 75 | 191 | 2090-72.1 |
| 1978-79 | 29 | 882-1728 | .510 | | | 461-672 | .686 | 1022 | 35.2 | 637 | 379 | 407 | 61 | 223 | 2225-76.7 |
| | 29 | 829-1656 | .501 | | | 476-674 | .706 | 889 | 30.7 | 626 | 316 | 512 | 84 | 193 | 2134-73.6 |
| 1979-80 | 31 | 964-1811 | .532 | | | 529-772 | .685 | 1021 | 32.9 | 556 | 471 | 496 | 90 | 204 | 2461-79.4 |
| | 31 | 968-1942 | .499 | | | 383-559 | .685 | 1018 | 32.8 | 669 | 405 | 499 | 99 | 234 | 2319-74.8 |
| 1980-81 | 28 | 772-1578 | .489 | | | 525-766 | .685 | 1028 | 36.7 | 603 | 287 | 402 | 98 | 190 | 2069-73.9 |
| | 28 | 770-1675 | .460 | | | 457-654 | .699 | 956 | 34.1 | 661 | 323 | 424 | 72 | 208 | 1993-71.2 |
| 1981-82 | 28 | 850-1740 | .489 | | | 368-548 | .672 | 967 | 34.5 | 570 | 328 | 484 | 45 | 210 | 2068-73.9 |
| | 28 | 851-1662 | .512 | | | 418-623 | .671 | 936 | 33.4 | 540 | 407 | 452 | 84 | 191 | 2120-75.7 |
| 1982-83 | 28 | 826-1716 | .481 | | | 470-653 | .720 | 958 | 34.2 | 602 | 353 | 448 | 43 | 237 | 2122-75.8 |
| | 28 | 845-1665 | .508 | | | 473-656 | .721 | 954 | 34.1 | 597 | 374 | 481 | 73 | 182 | 2163-77.3 |
| 1983-84 | 31 | 936-1769 | .529 | | | 426-630 | .676 | 999 | 32.2 | 569 | 534 | 477 | 105 | 261 | 2298-74.1 |
| | 31 | 867-1837 | .472 | | | 395-602 | .656 | 1025 | 33.1 | 587 | 440 | 487 | 59 | 208 | 2129-68.8 |
| 1984-85 | 30 | 935-1877 | .498 | | | 432-646 | .669 | 1101 | 36.7 | 564 | 484 | 416 | 124 | 266 | 2302-76.7 |
| | 30 | 860-1854 | .464 | | | 434-633 | .686 | 1075 | 35.8 | 600 | 374 | 438 | 71 | 186 | 2154-71.8 |
| 1985-86 | 29 | 945-1858 | .509 | | | 414-593 | .698 | 980 | 33.8 | 568 | 461 | 519 | 97 | 228 | 2304-79.5 |
| | 29 | 950-1899 | .500 | | | 457-632 | .723 | 1088 | 37.5 | 559 | 457 | 508 | 72 | 187 | 2357-81.3 |
| 1986-87 | 30 | 942-1940 | .486 | 178-428 | .416 | 448-638 | .702 | 1161 | 38.7 | 589 | 381 | 436 | 88 | 159 | 2510-83.7 |
| | 30 | 899-2026 | .444 | 118-295 | .400 | 435-632 | .688 | 1153 | 38.4 | 598 | 330 | 426 | 93 | 153 | 2351-78.4 |
| 1987-88 | 30 | 943-1857 | .508 | 154-352 | .438 | 488-715 | .683 | 1147 | 38.2 | 571 | 401 | 430 | 69 | 214 | 2528-84.3 |
| | 30 | 865-1861 | .465 | 138-401 | .344 | 422-595 | .709 | 957 | 31.9 | 627 | 365 | 450 | 94 | 193 | 2285-76.2 |
| 1988-89 | 30 | 999-1980 | .505 | 181-474 | .382 | 560-770 | .727 | 1116 | 37.2 | 557 | 411 | 419 | 71 | 251 | 2739-91.3 |
| | 30 | 957-1989 | .481 | 141-385 | .366 | 367-541 | .678 | 1096 | 36.5 | 672 | 408 | 502 | 72 | 188 | 2422-80.7 |
| 1989-90 | 31 | 882-1886 | .468 | 117-343 | .341 | 495-700 | .707 | 1123 | 36.2 | 559 | 389 | 513 | 96 | 256 | 2376-76.7 |
| | 31 | 909-1903 | .478 | 122-363 | .336 | 401-570 | .704 | 1048 | 33.8 | 620 | 486 | 481 | 100 | 206 | 2341-75.5 |



FLORIDA STATE®

YEAR-BY-YEAR TEAM STATS

| YEAR | G | FGM-FGA | PCT. | 3FGM-3FGA | PCT. | FTM-FTA | PCT. | O-D-REB | AVG. | PF | AST | TO | BL | ST | PTS-AVG. |
|---------|----|-----------|------|-----------|------|---------|------|--------------|------|-----|-----|-----|-----|-----|------------|
| 1989-90 | 31 | 882-1886 | .468 | 117-343 | .341 | 495-700 | .707 | 410-632-1123 | 36.2 | 559 | 389 | 513 | 96 | 256 | 2376-76.7 |
| | 31 | 909-1903 | .478 | 122-363 | .336 | 401-570 | .704 | 350-583-1048 | 33.8 | 620 | 486 | 481 | 100 | 206 | 2341-75.5 |
| 1990-91 | 32 | 924-2001 | .462 | 147-446 | .330 | 542-809 | .670 | 453-725-1261 | 39.4 | 622 | 440 | 492 | 152 | 275 | 2537-79.3 |
| | 32 | 883-1995 | .443 | 171-476 | .359 | 492-703 | .700 | 413-642-1161 | 36.3 | 652 | 441 | 502 | 93 | 231 | 2429-75.9 |
| 1991-92 | 32 | 954-1970 | .484 | 170-491 | .346 | 487-734 | .664 | 396-699-1194 | 38.5 | 595 | 469 | 482 | 145 | 290 | 2565-82.7 |
| | 32 | 859-1927 | .446 | 213-558 | .382 | 469-677 | .693 | 371-649-1145 | 36.9 | 590 | 447 | 518 | 99 | 223 | 2400-77.4 |
| 1992-93 | 35 | 1145-2315 | .495 | 187-564 | .332 | 543-807 | .673 | 460-784-1376 | 39.3 | 606 | 584 | 554 | 210 | 322 | 3020-86.3 |
| | 35 | 1170-2392 | .450 | 220-587 | .375 | 414-631 | .656 | 551-790-1341 | 38.3 | 669 | 563 | 581 | 102 | 257 | 2788-79.7 |
| 1993-94 | 27 | 760-1713 | .444 | 166-520 | .319 | 392-598 | .656 | 378-606-1076 | 39.9 | 514 | 377 | 431 | 110 | 231 | 2078-77.0 |
| | 27 | 714-1643 | .435 | 169-468 | .361 | 423-637 | .664 | 382-632-1014 | 37.6 | 501 | 433 | 442 | 111 | 203 | 2020-74.8 |
| 1994-95 | 27 | 745-1679 | .444 | 211-588 | .359 | 326-486 | .671 | 377-600-1036 | 38.4 | 515 | 386 | 440 | 167 | 186 | 2027-75.1 |
| | 27 | 714-1630 | .438 | 166-438 | .379 | 419-588 | .713 | 376-589-965 | 35.7 | 468 | 355 | 379 | 68 | 202 | 2013-74.6 |
| 1995-96 | 27 | 727-1650 | .441 | 175-506 | .346 | 404-620 | .652 | 359-560-1002 | 37.1 | 508 | 396 | 361 | 122 | 236 | 2033-75.3 |
| | 27 | 687-1554 | .442 | 190-529 | .359 | 409-604 | .677 | 365-631-996 | 36.9 | 549 | 361 | 426 | 82 | 195 | 1973-73.1 |
| 1996-97 | 32 | 866-1928 | .449 | 195-558 | .349 | 421-656 | .642 | 386-716-1206 | 37.7 | 601 | 492 | 439 | 142 | 280 | 2348-73.4 |
| | 32 | 758-1896 | .400 | 172-538 | .320 | 448-687 | .652 | 475-715-1190 | 37.2 | 567 | 360 | 485 | 118 | 200 | 2136-66.8 |
| 1997-98 | 32 | 836-1830 | .457 | 129-438 | .295 | 486-731 | .665 | 381-762-1240 | 38.8 | 631 | 461 | 543 | 165 | 237 | 2287-71.5 |
| | 32 | 766-1881 | .407 | 179-569 | .315 | 507-731 | .694 | 406-674-1080 | 33.8 | 632 | 373 | 464 | 115 | 296 | 2218-69.3 |
| 1998-99 | 30 | 765-1721 | .445 | 178-525 | .339 | 410-621 | .660 | 318-575-967 | 32.2 | 599 | 447 | 472 | 86 | 264 | 2118-70.6 |
| | 30 | 766-1663 | .461 | 199-554 | .359 | 469-705 | .665 | 393-678-1071 | 35.7 | 566 | 429 | 523 | 121 | 241 | 2200-73.3 |
| 1999-00 | 29 | 656-1591 | .412 | 175-490 | .357 | 387-566 | .684 | 319-655-1075 | 37.1 | 483 | 352 | 449 | 120 | 153 | 1874-64.6 |
| | 29 | 750-1758 | .427 | 194-535 | .363 | 342-536 | .638 | 395-648-1043 | 36.0 | 509 | 404 | 341 | 128 | 238 | 2036-70.2 |
| 2000-01 | 30 | 742-1739 | .427 | 148-464 | .319 | 453-675 | .671 | 396-701-1097 | 36.6 | 600 | 389 | 448 | 103 | 186 | 2033-75.3 |
| | 30 | 795-1756 | .453 | 219-515 | .395 | 479-688 | .696 | 364-697-1061 | 35.4 | 580 | 420 | 389 | 131 | 226 | 2288-76.3 |
| 2001-02 | 29 | 759-1765 | .430 | 169-503 | .336 | 395-602 | .656 | 450-676-1126 | 38.8 | 537 | 382 | 476 | 102 | 222 | 2082-71.8 |
| | 29 | 753-1709 | .441 | 223-612 | .364 | 417-589 | .708 | 361-655-1016 | 35.0 | 573 | 429 | 461 | 122 | 247 | 2146-74.0 |
| 2002-03 | 29 | 748-1662 | .432 | 186-559 | .333 | 352-524 | .672 | 308-696-1004 | 34.6 | 550 | 404 | 432 | 130 | 273 | 1974-68.1 |
| | 29 | 650-1662 | .391 | 209-618 | .338 | 421-571 | .737 | 364-705-1069 | 36.9 | 531 | 388 | 473 | 93 | 200 | 1930-66.6 |
| 2003-04 | 33 | 815-1860 | .438 | 296-788 | .376 | 433-631 | .686 | 387-805-1192 | 36.1 | 627 | 493 | 519 | 124 | 291 | 2359-71.5 |
| | 33 | 739-1844 | .401 | 245-762 | .322 | 425-645 | .659 | 401-752-1153 | 34.9 | 611 | 408 | 538 | 95 | 231 | 2148-65.1 |
| 2004-05 | 31 | 756-1671 | .452 | 200-557 | .359 | 416-626 | .665 | 309-719-1028 | 33.2 | 601 | 394 | 496 | 100 | 216 | 2128-68.6 |
| | 31 | 746-1736 | .430 | 229-677 | .338 | 449-667 | .673 | 368-702-1070 | 34.5 | 599 | 402 | 454 | 97 | 251 | 2170-70.0 |
| 2005-06 | 30 | 806-1681 | .479 | 184-490 | .376 | 506-719 | .704 | 338-681-1091 | 34.0 | 564 | 409 | 482 | 72 | 262 | 2302-76.7 |
| | 30 | 718-1666 | .431 | 225-633 | .355 | 416-576 | .722 | 335-631-966 | 32.2 | 625 | 384 | 545 | 83 | 204 | 2077-69.2 |
| 2006-07 | 35 | 936-1947 | .481 | 237-624 | .380 | 498-657 | .758 | 375-729-1104 | 31.5 | 627 | 433 | 513 | 116 | 276 | 2607-74.5 |
| | 35 | 873-1934 | .451 | 216-647 | .334 | 452-643 | .703 | 412-696-1108 | 31.7 | 659 | 450 | 564 | 115 | 222 | 2414-69.0 |
| 2007-08 | 34 | 844-1905 | .443 | 234-665 | .352 | 529-684 | .773 | 373-778-1151 | 33.9 | 641 | 375 | 519 | 130 | 290 | 2451-72.1 |
| | 34 | 829-1913 | .433 | 230-664 | .346 | 458-661 | .693 | 397-740-1137 | 33.4 | 657 | 435 | 536 | 111 | 205 | 2346-69.0 |
| 2008-09 | 35 | 820-1866 | .435 | 216-631 | .342 | 536-739 | .725 | 399-854-1253 | 35.8 | 657 | 423 | 548 | 202 | 284 | 2392-68.3 |
| | 35 | 771-1994 | .387 | 239-731 | .327 | 490-712 | .688 | 468-753-1221 | 34.9 | 665 | 367 | 534 | 104 | 245 | 2271-64.9 |
| 2009-10 | 32 | 783-1733 | .452 | 186-556 | .336 | 431-669 | .644 | 406-805-1211 | 37.8 | 575 | 446 | 528 | 200 | 267 | 2183-68.2 |
| | 32 | 660-1752 | .377 | 203-619 | .328 | 409-609 | .672 | 385-659-1044 | 32.6 | 595 | 312 | 513 | 78 | 254 | 1932-60.4 |
| 2010-11 | 34 | 827-1903 | .435 | 212-634 | .334 | 482-725 | .665 | 422-910-1332 | 29.2 | 651 | 423 | 541 | 203 | 288 | 2348-69.1 |
| | 34 | 696-1918 | .363 | 233-761 | .306 | 484-696 | .695 | 403-764-1167 | 34.3 | 675 | 383 | 517 | 109 | 251 | 2109-62.0 |
| 2011-12 | 35 | 877-1923 | .456 | 216-611 | .354 | 473-669 | .707 | 404-869-1273 | 36.4 | 653 | 427 | 565 | 213 | 265 | 2,443-69.8 |
| | 35 | 749-1965 | .381 | 221-715 | .309 | 482-674 | .715 | 430-738-1168 | 33.4 | 643 | 379 | 531 | 114 | 269 | 2,201-62.9 |
| 2012-13 | 34 | 780-1758 | .444 | 196-563 | .348 | 522-710 | .735 | 322-730-1052 | 30.9 | 601 | 385 | 497 | 172 | 210 | 2278-67.0 |
| | 34 | 825-1886 | .437 | 225-612 | .368 | 454-656 | .692 | 422-720-1142 | 33.6 | 648 | 443 | 465 | 103 | 244 | 2331-68.6 |
| 2013-14 | 36 | 873-1873 | .466 | 191-502 | .380 | 617-855 | .722 | 392-864-1256 | 34.9 | 650 | 385 | 512 | 191 | 213 | 2554-70.9 |
| | 36 | 824-2065 | .399 | 228-694 | .329 | 515-747 | .691 | 482-734-1216 | 33.8 | 746 | 402 | 453 | 129 | 239 | 2392-66.4 |



Doug Edwards, who was a first round NBA Draft pick of the Atlanta Hawks in 1995, is ranked sixth in school history with 1,604 career points. He is also ranked seventh in school history in blocked shots, sixth in rebounds and fifth in career field goals made.



INDIVIDUAL ACC RECORDS

FSU INDIVIDUAL RECORDS IN ACC GAMES

POINTS

45, Al Thornton at Miami, March 3, 2007
 37, Ron Hale at Wake Forest, Jan. 4, 2006
 37, Al Thornton at Boston College, Jan. 14, 2006
 37, Al Thornton at Duke, Feb. 4, 2006
 35, Bob Sura at Duke, Jan. 22, 1994
 34, Sam Cassell at Wake Forest, Jan. 11, 1992
 34, Bob Sura at Maryland, Feb. 13, 1993
 33, Tim Pickett vs. Georgia Tech, Feb. 3, 2004
 32, Toney Douglas vs. North Carolina, Jan. 28, 2009
 32, Deividas Dulkys vs. North Carolina, Jan. 14, 2012
 31, Bob Sura vs. NC State, Feb. 16, 1994
 31, Ron Hale vs. Clemson, Jan. 12, 1999
 30, Sam Cassell at Clemson, Jan. 20, 1993
 30, Bob Sura vs. Virginia, Jan. 4, 1995
 30, Tim Pickett vs. North Carolina, Jan. 22, 2004
 30, Von Wafer vs. Wake Forest, Jan. 18, 2005
 30, Al Thornton at Virginia, Feb. 17, 2007
 30, Toney Douglas at Miami, Jan. 21, 2009

FIELD GOALS MADE

17, Al Thornton at Duke, Feb. 4, 2006
 16, Al Thornton at Miami, March 3, 2007
 15, Al Thornton at Boston College, Jan. 14, 2006
 14, Sam Cassell at Maryland, Feb. 5, 1992
 14, Bob Sura at Duke, Jan. 22, 1994
 13, Sam Cassell at Wake Forest, Jan. 11, 1992
 13, Bob Sura at Maryland, Feb. 13, 1993
 13, Corey Louis at North Carolina, Jan. 25, 1995
 12, Sam Cassell at Clemson, Jan. 20, 1993
 12, Bob Sura vs. NC State, Feb. 16, 1994
 12, Al Thornton vs. Maryland, Jan. 30, 2007
 12, Al Thornton at Virginia, Feb. 17, 2007
 12, Derwin Kitchen vs. Maryland, Feb. 4, 2010
 12, Deividas Dulkys vs. North Carolina, Jan. 14, 2012
 11, Doug Edwards vs. Maryland, Jan. 13, 1993
 11, Doug Edwards vs. Virginia, Feb. 8, 1993
 11, Chuck Graham at North Carolina, Jan. 26, 1994
 11, Ron Hale at Wake Forest, Jan. 4, 2000
 11, Damos Anderson at Georgia Tech, Feb. 21, 2000
 11, Monte Cummings at North Carolina, Feb. 17, 2002
 11, Tim Pickett at Wake Forest, Jan. 26, 2003
 11, Toney Douglas vs. Wake Forest, Feb. 11, 2008

FIELD GOALS ATTEMPTED

32, Al Thornton at Duke, Feb. 4, 2006
 27, Bob Sura at Duke, Jan. 22, 1994
 24, Sam Cassell at Wake Forest, Jan. 11, 1992
 24, Bob Sura at Maryland, Feb. 13, 1993
 24, Bob Sura at Wake Forest, Jan. 7, 1995
 24, Al Thornton at Miami, March 3, 2007
 23, Sam Cassell at Maryland, Feb. 5, 1992
 23, James Collins vs. Maryland, Jan. 10, 1995
 23, Al Thornton vs. Maryland, Jan. 30, 2007
 23, Toney Douglas vs. Duke, Jan. 10, 2009
 22, Bob Sura vs. Clemson, Feb. 20, 1993
 22, Jason Rich vs. Wake Forest, Feb. 14, 2008
 21, Sam Cassell vs. Virginia, Jan. 4, 1992
 21, Ron Hale vs. NC State, Jan. 23, 1999

FIELD GOAL PERCENTAGE (MINIMUM 5 FGM)

1.000, Rodney Dobard (6-6) at Georgia Tech, Jan. 23, 1992
 1.000, Kirk Luchman (6-6) vs. Georgia Tech, Feb. 28, 1996
 1.000, Monte Cummings (6-6) at Georgia Tech, Jan. 27, 2001
 1.000, Mike Mathews (6-6) vs. Wake Forest, Feb. 10, 2001
 .909, Doug Edwards (10-11) vs. NC State, March 13, 1992
 .889, Terrell Baker (8-9) vs. NC State, Jan. 28, 1998
 .875, Rodney Dobard (7-8) vs. NC State, Jan. 25, 1992
 .875, Bob Sura (7-8) vs. NC State, Jan. 16, 1993
 .875, Corey Louis (7-8) vs. Clemson, Jan. 11, 1997
 .857, Rodney Dobard (6-7) at Maryland, Jan. 18, 1992
 .857, Sam Cassell (12-14) at Clemson, Jan. 20, 1993
 .857, Uche Echeu (6-7) at NC State, Jan. 13, 2009
 .857, Delvon Arrington (6-7) vs. Georgia Tech, Feb. 11, 1999
 .857, Michael Snaer (6-7) at Georgia Tech, Feb. 10, 2011
 .857, Deividas Dulkys (12-14) vs. N. Carolina, Jan. 14, 2012
 .833, Okaro White (5-6) at Virginia, Jan. 18, 2014

3-POINTERS MADE

8, Deividas Dulkys vs. North Carolina, Jan. 14, 2012
 7, Andrew Wilson at North Carolina, Feb. 22, 2004
 7, Von Wafer vs. Wake Forest, Jan. 18, 2005
 7, Toney Douglas at Miami, Jan. 21, 2009
 7, Andrew Wilson vs. Virginia, Feb. 18, 2006
 6, Sam Cassell at Wake Forest, Jan. 11, 1992
 6, Sam Cassell vs. Georgia Tech, Feb. 15, 1992
 6, Sam Cassell at Clemson, Jan. 20, 1993
 6, Tim Pickett at Virginia, Jan. 29, 2003
 6, Tim Pickett vs. Virginia, March 1, 2003
 6, Tim Pickett vs. Georgia Tech, Feb. 3, 2004
 6, Tim Pickett vs. Duke, Feb. 29, 2004
 6, Tim Pickett vs. NC State, March 12, 2004
 6, Ian Miller vs. Maryland, Jan. 12, 2014

6, Aaron Thomas vs. Virginia Tech, Feb. 5, 2014

5, Chuck Graham vs. North Carolina, Feb. 27, 1992
 5, Sam Cassell vs. North Carolina, Feb. 27, 1992
 5, Bob Sura at Wake Forest, Feb. 10, 1994
 5, Chuck Graham at Wake Forest, Feb. 10, 1994
 5, Chuck Graham at North Carolina, Feb. 26, 1994
 5, James Collins vs. Clemson, Jan. 17, 1996
 5, James Collins at Clemson, Feb. 17, 1996
 5, James Collins at North Carolina, Feb. 24, 1996
 5, Geoff Brower at North Carolina, Feb. 24, 1996
 5, James Collins vs. Wake Forest, March 7, 1997
 5, Adrian Crawford at Virginia, Dec. 1, 1998
 5, Von Wafer at Miami (Fla.), Jan. 15, 2003
 5, Von Wafer at NC State, Jan. 26, 2005
 5, Deividas Dulkys at North Carolina, Feb. 24, 2010
 5, Michael Snaer vs. Georgia Tech, Feb. 1, 2012
 5, Ian Miller at Virginia, March 1, 2012
 5, Michael Snaer vs. Clemson, March 4, 2012

3-POINTERS ATTEMPTED

14, Toney Douglas at Miami, Jan. 21, 2009
 13, James Collins at Clemson, Feb. 17, 1996
 13, Tim Pickett at North Carolina, Feb. 22, 2004
 12, Sam Cassell at North Carolina, Jan. 27, 1993
 12, Bob Sura vs. North Carolina, Feb. 27, 1993
 12, James Collins vs. Wake Forest, Jan. 6, 1996
 12, James Collins vs. Clemson, Jan. 11, 1997
 12, Tim Pickett vs. Duke, Feb. 29, 2004
 12, Von Wafer vs. Wake Forest, Jan. 18, 2005
 12, Isaiah Swann vs. North Carolina, Feb. 3, 2008
 11, Sam Cassell at Wake Forest, Jan. 11, 1992
 11, Bob Sura vs. Maryland, Jan. 10, 1995
 11, James Collins vs. Maryland, Jan. 10, 1995
 11, Tim Pickett at Georgia Tech, Jan. 14, 2003
 11, Tim Pickett at Wake Forest, Jan. 26, 2003
 11, Tim Pickett vs. Virginia, March 1, 2003
 11, Tim Pickett at Clemson, Jan. 13, 2004
 11, Andrew Wilson vs. Virginia, Feb. 18, 2006
 11, Deividas Dulkys at North Carolina, Feb. 24, 2010

3-POINT PERCENTAGE (MINIMUM 3 FGM)

1.000, Sam Cassell (6-6) at Clemson, Jan. 20, 1993
 1.000, Geoff Brower (5-5) at North Carolina, Feb. 24, 1996
 1.000, Adrian Crawford (4-4) vs. Wake Forest, Jan. 20, 1999
 1.000, Delvon Arrington (3-3) at Virginia, Jan. 16, 2001
 1.000, Adrian Crawford (4-4) at North Carolina, Feb. 22, 2001
 1.000, Michael Joiner (3-3) vs. Virginia, March 1, 2003
 1.000, Derwin Kitchen (3-3) at Virginia Tech, Feb. 21, 2009
 1.000, Solomo Alabi (8-8) at Boston College, Feb. 24, 2009
 1.000, Toney Douglas (3-3) at Virginia Tech, Jan. 29, 2008
 1.000, Derwin Kitchen (3-3) vs. Maryland, Feb. 4, 2010
 1.000, Derwin Kitchens (3-3) vs. Boston College Jan. 22, 2011
 1.000, Michael Snaer (4-4) at Wake Forest, Jan. 25, 2012
1.000, Devon Bookert (4-4) vs. Georgia Tech, March 2, 2014
 .833, Chuck Graham (5-6) at North Carolina, Feb. 26, 1994

FREE THROWS MADE

15, Al Thornton vs. Duke, March 1, 2006
 14, Toney Douglas at Miami, Jan. 21, 2008
 14, Doug Edwards vs. Clemson, Feb. 8, 1992
 13, Toney Douglas vs. North Carolina, Jan. 28, 2009
 12, Al Thornton at Clemson, Feb. 7, 2007
 11, Doug Edwards at NC State, Feb. 10, 1992
 11, Ron Hale at Wake Forest, Jan. 4, 2000
 11, Tim Pickett vs. North Carolina, Jan. 22, 2004
 11, Al Thornton vs. Wake Forest, Jan. 27, 2007
 11, Al Thornton at Miami, March 3, 2007
 11, Toney Douglas vs. Clemson, Feb. 19, 2008
11, Aaron Thomas at Pittsburgh, Feb. 23, 2014
 10, Sam Cassell vs. Clemson, Feb. 20, 1993
 10, Scott Shepard vs. Maryland, Feb. 10, 1996
 10, James Collins at Maryland, March 4, 1996
 10, Ron Hale vs. Maryland, Feb. 29, 1997
 10, Monte Cummings vs. Georgia Tech, March 2, 2002
 10, Anthony Richardson at Georgia Tech, Jan. 14, 2003
 10, Alexander Johnson vs. Duke, March 1, 2006
 10, Alexander Johnson vs. Clemson, Feb. 1, 2006
 10, Okaro White vs. North Carolina, Jan. 12, 2013
 10, Okaro White vs. Maryland, Jan. 30, 2013
 10, Okaro White vs. Georgia Tech, March 2, 2014
 9, Bob Sura vs. Virginia, Feb. 8, 1993
 9, Doug Edwards at Maryland, Feb. 13, 1993
 9, Bob Sura at Duke, Feb. 24, 1993
 9, Bob Sura vs. Virginia, Jan. 4, 1995
 9, Bob Sura vs. NC State, Jan. 15, 1995
 9, Ron Hale vs. Georgia Tech, Feb. 11, 1999
 9, Alexander Johnson vs. Clemson, Jan. 12, 2005

FREE THROWS ATTEMPTED

16, Al Thornton vs. Duke, March 1, 2006
 15, Ron Hale vs. Maryland, Feb. 29, 1997
 15, Al Thornton at Clemson, Feb. 7, 2007
 15, Toney Douglas vs. Miami, Jan. 21, 2009
 14, Doug Edwards vs. Clemson, Feb. 8, 1992
 14, Doug Edwards at Maryland, Feb. 13, 1993
 14, Toney Douglas vs. Clemson, Feb. 19, 2008
 14, Toney Douglas vs. North Carolina, Jan. 28, 2009
 13, Bob Sura vs. Virginia, Feb. 8, 1993
 13, Bob Sura vs. Maryland, Feb. 12, 1994
 13, Tim Pickett vs. North Carolina, Jan. 22, 2004
 13, Alexander Johnson vs. Duke, March 1, 2006
 13, Al Thornton vs. Wake Forest, Jan. 27, 2007
 12, Doug Edwards at NC State, Feb. 10, 1992
 12, Bob Sura vs. NC State, March 13, 1992
 12, Bob Sura vs. NC State, Jan. 15, 1995
 12, Ron Hale at Wake Forest, Jan. 4, 2000
 12, Ralph Mims vs. Miami, March 8, 2008
 12, Toney Douglas vs. Miami, March 8, 2008
 12, Toney Douglas at Clemson, Feb. 5, 2009
 12, Devon Bookert vs. NC State, March 9, 2013
12, Aaron Thomas at Pittsburgh, Feb. 23, 2014
 11, Bob Sura at Virginia, Jan. 6, 1993
 11, Sam Cassell vs. Clemson, Feb. 20, 1993



INDIVIDUAL ACC RECORDS

FSU INDIVIDUAL RECORDS IN ACC GAMES

11, Bob Sura at Duke, Feb. 24, 1993
 11, Nigel Dixon vs. Virginia, Feb. 20, 2002
 11, Monte Cummings vs. Georgia Tech, March 2, 2002
 11, Alexander Johnson vs. Clemson, Jan. 12, 2005
 11, Von Wafer vs. Georgia Tech, Feb. 20, 2005
 11, Toney Douglas vs. Clemson, Jan. 28, 2009
 11, Okaro White vs. Georgia Tech, Feb. 5, 2014

FREE THROW PERCENTAGE (MINIMUM 7 FTM)

1.000, Doug Edwards (14-14) vs. Clemson, Feb. 8, 1992
 1.000, Randell Jackson (7-7) vs. Virginia, Feb. 28, 1998
 1.000, Ron Hale (8-8) vs. NC State, Jan. 23, 1999
 1.000, Ron Hale (7-7) at Maryland, Jan. 27, 1999
 1.000, Ron Hale (9-9) vs. Georgia Tech, Feb. 11, 1999
 1.000, Antwan Dixon (8-8) vs. Virginia, Feb. 26, 2000
 1.000, Anthony Richardson (10-10) at Ga. Tech, Jan. 14, 2003
 1.000, Tim Pickett (8-8) vs. Virginia, March 1, 2003
 1.000, Tim Pickett (7-7) vs. Georgia Tech, Feb. 3, 2004
 1.000, Alexander Johnson (7-7) vs. Virginia, Feb. 18, 2006
 1.000, Al Thornton (9-9) at Boston College, Jan. 23, 2007
 1.000, Al Thornton (11-11) at Miami, March 3, 2007
 1.000, Ian Miller (8-8) vs. Maryland, Jan. 17, 2012
 1.000, Luke Loucks (8-8) vs. Miami, March 9, 2012
 1.000, Okaro White (10-10) vs. Maryland, Jan. 30, 2013
 1.000, Michael Snaer (8-8) vs. Wake Forest, Feb. 26, 2013
 1.000, Okaro White (7-7) vs. Clemson, March 14, 2013
1.000, Aaron Thomas (8-8) at Virginia, Jan. 18, 2014
 1.000 Okaro White (9-9) vs. Virginia Tech, Feb. 5, 2014
1.000 Montay Brandon (7-7) at Maryland, Feb. 8, 2014

OFFENSIVE REBOUNDS

9, Bernard James at Virginia Tech, Jan. 10, 2012
 8, Corey Louis at Virginia, Feb. 4, 1995
 7, Doug Edwards at Virginia, Jan. 6, 1993
 7, Doug Edwards vs. Duke, Jan. 24, 1993
 7, Doug Edwards at North Carolina, Jan. 27, 1993
 7, Doug Edwards vs. NC State, Feb. 10, 1993
 7, Doug Edwards vs. Clemson, March 12, 1993
 7, Corey Louis vs. Clemson, Feb. 18, 1995
 7, Kirk Luchman at Wake Forest, Jan. 25, 1997
 7, Ron Hale vs. NC State, Jan. 23, 1999
 7, Michael Joiner at NC State, Feb. 25, 2001
 7, Nigel Dixon vs. Georgia Tech, March 2, 2002
 7, Al Thornton at Maryland, Dec. 19, 2004
 7, Al Thornton vs. Duke, Feb. 4, 2006
 6, Doug Edwards vs. Georgia Tech, Jan. 31, 1993
 6, Randell Jackson at Georgia Tech, Jan. 15, 1997
 6, Nigel Dixon vs. Duke, Jan. 6, 2002
 6, Nigel Dixon vs. Maryland, Feb. 27, 2002
 6, Ryan Reid vs. North Carolina, March 4, 2008
 6, Okaro White vs. North Carolina, Jan. 14, 2012
 6, Bernard James vs. Clemson, March 4, 2012
 6, Okaro White at Maryland, Jan. 9, 2013

DEFENSIVE REBOUNDS

12, Rodney Dobard at North Carolina, Dec. 15, 1991
 12, Michael Joiner at Wake Forest, Jan. 9, 2001
 11, Bob Sura vs. NC State, Jan. 15, 1995
 11, Tim Pickett vs. North Carolina, Dec. 22, 2002
 11, Al Thornton at Maryland, Feb. 21, 2007
 10, Oliver Simmons at NC State, Feb. 2, 2000
 10, Tim Pickett at Duke, Jan. 29, 2004
 10, Adam Waleskowski at Maryland, Dec. 19, 2004
 10, Alexander Johnson vs. Virginia, Feb. 18, 2006
 10, Al Thornton at Virginia, Feb. 17, 2007
 10, Uche Echefu vs. Miami, Feb. 18, 2009
 10, Uche Echefu at Duke, March 3, 2009
 10, Derwin Kitchen at NC State, March 6, 2011
 10, Chris Singleton at Georgia Tech, Feb. 10, 2011
10, Aaron Thomas at Wake Forest, Feb. 15, 2014
10, Montay Brandon at Pittsburgh, Feb. 23, 2014
10, Montay Brandon vs. Georgia Tech, March 2, 2014
 9, Doug Edwards at Georgia Tech, Jan. 23, 1992
 9, Bob Sura vs. Maryland, Jan. 10, 1995

9, Kirk Luchman vs. Wake Forest, March 1, 1997
 9, Corey Louis at Virginia, Feb. 4, 1998
 9, Delvon Arrington at Maryland, Feb. 14, 2001
 9, Delvon Arrington vs. Georgia Tech, Feb. 28, 2001
 9, Tim Pickett at Virginia, Jan. 18, 2004
 9, Tim Pickett at North Carolina, Feb. 22, 2004
 9, Chris Singleton at Maryland, Jan. 10, 2010
 9, Derwin Kitchen vs. Duke, Jan. 12, 2011
 9, Okaro White at Georgia Tech, Feb. 5, 2013

TOTAL REBOUNDS

17, Michael Joiner at Wake Forest, Jan. 9, 2001
 16, Al Thornton at Virginia, Feb. 17, 2007
 15, Rodney Dobard at Maryland, Jan. 18, 1992
 15, Bernard James at Virginia Tech, Jan. 10, 2012
 15, Doug Edwards vs. Clemson, March 12, 1993
 15, Al Thornton at Duke, Feb. 4, 2006
 15, Al Thornton at Maryland, Feb. 21, 2007
 14, Adam Waleskowski at Maryland, Dec. 19, 2004
 14, Chris Singleton at Maryland, Jan. 10, 2010
 13, Doug Edwards at Maryland, Jan. 18, 1992
 13, Doug Edwards vs. Maryland, Feb. 5, 1992
 13, Bob Sura at Virginia, Feb. 4, 1995
 13, Al Thornton at Maryland, Dec. 19, 2004
 13, Alexander Johnson vs. Virginia, Feb. 18, 2006
 13, Alexander Johnson vs. Duke, March 1, 2006
 13, Al Thornton vs. Miami, March 5, 2006
 13, Derwin Kitchen at NC State, March 6, 2011
 12, Rodney Dobard at North Carolina, Dec. 15, 1991
 12, Doug Edwards vs. Virginia, Jan. 4, 1992
 12, Rodney Dobard vs. Maryland, Feb. 5, 1992
 12, Doug Edwards vs. North Carolina, Feb. 27, 1992
 12, Bob Sura vs. NC State, Jan. 15, 1995
 12, Corey Louis at Virginia, Feb. 4, 1995
 12, Randell Jackson vs. Wake Forest, March 1, 1997
 12, Nigel Dixon vs. Duke, Jan. 6, 2002
12, Montay Brandon at Pittsburgh, Feb. 23, 2014
12, Montay Brandon vs. Georgia Tech, March 2, 2014

ASSISTS

13, Delvon Arrington at Georgia Tech, Jan. 9, 1999
 13, Luke Loucks vs. North Carolina, March 11, 2012
 12, Bob Sura vs. NC State, Jan. 15, 1995
 11, Charlie Ward at Georgia Tech, Jan. 23, 1992
 10, Charlie Ward vs. NC State, Jan. 16, 1993
 10, Kerry Thompson vs. North Carolina, Jan. 22, 1997
 10, Delvon Arrington at Georgia Tech, Jan. 19, 2000
 10, Delvon Arrington vs. Georgia Tech, Feb. 21, 2000
 10, Delvon Arrington vs. North Carolina, Feb. 23, 2000
 10, Delvon Arrington at Maryland, March 1, 2000
 10, Delvon Arrington vs. Duke, Jan. 6, 2002
 10, Derwin Kitchen at Duke, Jan. 27, 2010
 9, Sam Cassell at Virginia, Jan. 6, 1993
 9, Bob Sura at Wake Forest, Jan. 8, 1994
 9, Charlie Ward at Wake Forest, Feb. 10, 1994
 9, Kerry Thompson vs. Duke, Feb. 15, 1997
 9, Delvon Arrington vs. Georgia Tech, March 2, 2002
 9, Nate Johnson vs. Georgia Tech, Feb. 3, 2004
 9, Todd Galloway at Virginia, Feb. 9, 2005

BLOCKED SHOTS

9, Corey Louis vs. Maryland, Jan. 10, 1995
 7, Rodney Dobard vs. Maryland, Jan. 13, 1993
 7, Solomon Alabi vs. Boston College, Feb. 14, 2010
 6, Rodney Dobard at Wake Forest, Jan. 9, 1993
 6, Rodney Dobard at North Carolina, Jan. 27, 1993
 6, Rodney Dobard at NC State, Feb. 17, 1993
 6, Randell Jackson vs. Virginia, Feb. 28, 1998
 6, David Anderson vs. Duke, Jan. 21, 2000
 6, Delvon Arrington at Georgia Tech, Jan. 27, 2001
 6, Okaro White at Maryland, Jan. 9, 2013
6, Boris Bojanovsky at Wake Forest, Feb. 15, 2014
 5, Rodney Dobard at Duke, Feb. 24, 1993
 5, Randell Jackson vs. Wake Forest, Jan. 6, 1996

5, Corey Louis vs. North Carolina, Jan. 24, 1996
 5, Corey Louis vs. Maryland, Feb. 10, 1996
 5, Karim Shabazz at Virginia, Dec. 1, 1998
 5, Mike Mathews vs. Virginia, Feb. 17, 2001
 5, Anthony Richardson vs. Georgia Tech, Feb. 15, 2003
 5, Alexander Johnson vs. Virginia, Feb. 18, 2006
 5, Solomon Alabi at Clemson, Feb. 7, 2009
 5, Chris Singleton vs. Maryland, Jan. 17, 2009
 5, Bernard James vs. Virginia, Feb. 12, 2011
 5, Deividas Dulkys at Virginia Tech, Jan. 10, 2012
 5, Bernard James vs. Duke, Feb. 23, 2012
 5, Bernard James vs. North Carolina, March 11, 2012

STEALS

9, Bob Sura at Georgia Tech, March 2, 1995
 8, Charlie Ward at Wake Forest, Jan. 11, 1992
 7, Delvon Arrington at Clemson, Feb. 23, 2002
 6, Charlie Ward vs. Clemson, Feb. 8, 1992
 6, James Collins vs. NC State, Feb. 14, 1996
 6, Kerry Thompson vs. Maryland, Jan. 29, 1997
 6, Delvon Arrington at Georgia Tech, Jan. 27, 2001
 6, Ralph Mims vs. Duke, Jan. 16, 2008
 6, Toney Douglas vs. Virginia, Jan. 23, 2008
 6, Toney Douglas vs. Georgia Tech, Feb. 5, 2009
 5, Charlie Ward at Clemson, Feb. 16, 1994
 5, Bob Sura vs. Duke, Jan. 21, 1995
 5, Kerry Thompson at NC State, Jan. 3, 1998
 5, Delvon Arrington at North Carolina, Jan. 22, 1999
 5, Delvon Arrington vs. Virginia, Jan. 30, 1999
 5, Delvon Arrington at North Carolina, Feb. 7, 1999
 5, Delvon Arrington at North Carolina, Jan. 22, 2000
 5, Tim Pickett at Georgia Tech, Jan. 14, 2003
 5, Tim Pickett at Wake Forest, Feb. 25, 2004
 5, Tim Pickett at Georgia Tech, March 6, 2004
 5, Isaiah Swann at Virginia Tech, Feb. 25, 2006
 5, Derwin Kitchen vs. Duke, Jan. 10, 2009
 5, Derwin Kitchen vs. Wake Forest, March 3, 2010
 5, Chris Singleton vs. Boston College, Feb. 14, 2010
 5, Chris Singleton at Clemson, Jan. 29, 2011
 5, Michael Snaer vs. Georgia Tech, Feb. 2, 2012



FLORIDA STATE[®]

TEAM ACC RECORDS

FSU TEAM RECORDS IN ACC GAMES

MOST POINTS IN A GAME

111, vs. Wake Forest, Feb. 10, 1993
 110, vs. North Carolina, Feb. 27, 1992
 108, vs. Georgia Tech, Feb. 11, 1999
 105, vs. Maryland, Jan. 13, 1993
 102, vs. Clemson, Feb. 8, 1992
 102, vs. Clemson, Feb. 20, 1993
 100, vs. Virginia, Feb. 6, 1994
 100, vs. Maryland, Feb. 10, 1996
 99, vs. Virginia, Feb. 8, 1993
 98, vs. NC State, Jan. 25, 1992
 96, vs. Georgia Tech, Jan. 31, 1993
 96, at Duke, Feb. 4, 2006
 93, vs. NC State, March 13, 1992
 91, at Maryland, Jan. 18, 1992
 91, vs. Wake Forest, Jan. 18, 2005

FIRST HALF POINTS

57, vs. Wake Forest, Feb. 10, 1993
 53, vs. Clemson, Feb. 20, 1993
 52, vs. NC State, Jan. 15, 1992
 51, vs. Clemson, Feb. 8, 1992
 51, vs. Georgia Tech, Jan. 31, 1993
 50, at Clemson, March 3, 2001
 50, vs. North Carolina, Jan. 22, 2006
 49, at NC State, Feb. 10, 1992
 49, vs. Maryland, Jan. 30, 2007
 48, at North Carolina, Feb. 24, 2010
 47, vs. Virginia, Feb. 6, 1994
 47, at Virginia, Jan. 11, 2006
 47, vs. Miami, Jan. 20, 2007
 46, at North Carolina, Dec. 15, 1991
 46, vs. North Carolina, Feb. 27, 1992
 46, at North Carolina, Feb. 24, 1996
 46, vs. North Carolina, Jan. 22, 1997
 46, vs. Wake Forest, Jan. 18, 2005

SECOND HALF POINTS

65, vs. Maryland, Jan. 13, 1993
 65, vs. Maryland, Feb. 10, 1996
 64, vs. North Carolina, Feb. 27, 1992
 57, vs. Virginia, Feb. 8, 1992
 56, at Virginia Tech, Jan. 29, 2008
 56, at NC State, Jan. 15, 2011
 54, vs. Wake Forest, Feb. 10, 1993
 54, vs. Wake Forest, Feb. 1, 2011
 54, vs. North Carolina, Jan. 14, 2012
 53, vs. Virginia, Feb. 6, 1994
 53, at Wake Forest, Feb. 19, 2011
 52, at Maryland, Feb. 13, 1993
 51, vs. NC State, Jan. 25, 1992
 51, vs. Clemson, Feb. 8, 1992
 51, vs. Virginia, Feb. 28, 1998
 51, vs. Georgia Tech, Feb. 11, 1999
 50, vs. NC State, March 13, 1992
 50, vs. Miami, Feb. 18, 2009

FIELD GOALS MADE

44, vs. Wake Forest, Feb. 10, 1993
 42, vs. Georgia Tech, Feb. 11, 1999
 42, at Duke, Feb. 4, 2006
 41, vs. Georgia Tech, Jan. 31, 1993
 41, vs. NC State, Jan. 15, 1995
 39, vs. North Carolina, Feb. 27, 1992
 39, vs. NC State, March 13, 1992
 37, vs. Maryland, Jan. 13, 1993
 37, vs. Clemson, Feb. 20, 1993
 37, vs. Maryland, Jan. 30, 2007
 36, at Wake Forest, Jan. 11, 1992
 36, vs. Duke, Jan. 24, 1993
 35, vs. NC State, Jan. 25, 1992
 35, at Clemson, Jan. 20, 1993
 35, vs. Virginia, Feb. 8, 1993
 35, at Georgia Tech, March 4, 1993

FIELD GOALS ATTEMPTED

85, vs. Georgia Tech, Jan. 31, 1993
 85, at Duke, Feb. 4, 2006
 80, at Georgia Tech, Jan. 27, 1996
 79, vs. Georgia Tech, Feb. 11, 1999
 77, vs. Clemson, March 12, 1993
 76, vs. Duke, Jan. 24, 1993
 76, vs. Wake Forest, Feb. 10, 1993
 75, vs. North Carolina, March 11, 1994
 75, vs. Maryland, Jan. 10, 1995

74, at Virginia, Jan. 6, 1993
 74, at Duke, Jan. 22, 1994

FIELD GOAL PERCENTAGE

.639, vs. NC State (39-61), March 13, 1992
 .617, vs. Maryland (37-60), Jan. 30, 2007
 .615, vs. Wake Forest (24-39), Jan. 20, 1999
 .614, vs. Clemson (27-44), Jan. 17, 1996
 .612, vs. NC State, Jan. 15, 1995
 .600, vs. Duke, Feb. 2, 2003
 .600, at Virginia, Jan. 11, 2006
 .596, at Miami, March 3, 2007
 .589, vs. North Carolina, Jan. 14, 2012
 .580, vs. Notre Dame (29-50), Jan. 21, 2014
 .579, vs. Wake Forest, Feb. 10, 1993
 .578, at NC State (26-45), Jan. 3, 1998
 .574, vs. Maryland (31-54), Feb. 10, 1996
 .569, at North Carolina (29-51), Feb. 24, 1996
 .568, at Boston College (25-44), March 4, 2014
 .558, vs. Duke, Jan. 21, 1995
 .552, vs. Maryland, Jan. 13, 1993

3-POINTERS MADE

16, vs. Maryland, Jan. 12, 2014
 15, at North Carolina, Feb. 21, 2004
 13, vs. North Carolina, Feb. 27, 1992
 13, at NC State, Feb. 15, 1995
 13, vs. Miami, Jan. 20, 2007
 12, at Clemson, Jan. 20, 1993
 12, at Wake Forest, Feb. 10, 1994
 12, at Clemson, Jan. 18, 1995
 12, vs. North Carolina, Feb. 25, 1995
 12, at Wake Forest, Feb. 25, 2004
 12, vs. Wake Forest, Jan. 18, 2005
 12, vs. North Carolina, Jan. 14, 2012
 11, at North Carolina, Feb. 25, 1994
 11, at North Carolina, Feb. 24, 1996
 11, vs. Wake Forest, March 7, 1997
 11, vs. Virginia, March 1, 2003
 11, vs. Wake Forest, Jan. 25, 2004
 11, vs. Virginia, Feb. 18, 2006
 11, at Wake Forest, Jan. 24, 2006
 11, at Miami, Jan. 8, 2009
 11, at North Carolina, Feb. 24, 2010
 11, vs. North Carolina, March 11, 2012
 11, vs. North Carolina, Jan. 12, 2013

3-POINTERS ATTEMPTED

37, at North Carolina, Feb. 21, 2004
 34, vs. Maryland, Jan. 10, 1995
 32, at North Carolina, Feb. 25, 1994
 31, vs. North Carolina, March 11, 1994
 31, vs. North Carolina, Jan. 6, 1999
 31, at Virginia, Jan. 18, 2004
 31, at Georgia Tech, March 6, 2004
 31, at Miami, Jan. 18, 2009
 30, vs. Miami (Fla.), Feb. 22, 2005
 29, at Georgia Tech, Jan. 27, 1996
 29, vs. Wake Forest, Feb. 26, 2003
 29, at Virginia, Feb. 17, 2007
 28, at Virginia, Feb. 4, 1995
 28, vs. Clemson, Feb. 18, 1995
 28, vs. Wake Forest, Jan. 25, 2004
 27, at Clemson, Jan. 18, 1995
 27, at NC State, Feb. 15, 1995
 27, at Wake Forest, Feb. 7, 1996
 27, at NC State, Feb. 26, 1997
 27, at Wake Forest, Feb. 25, 2004
 27, at Wake Forest, Jan. 20, 2008
 27, vs. Wake Forest, Feb. 1, 2011
 27, vs. North Carolina, Jan. 14, 2012

3-POINT PERCENTAGE

.700, vs. Duke (7-10), Jan. 4, 2001
 .667, vs. Maryland (16-24), Jan. 12, 2014
 .643, at North Carolina (9-14), Feb. 22, 2001
 .600, vs. Virginia (6-10), Feb. 17, 2001
 .647, at North Carolina (11-17), Feb. 24, 1996
 .591, vs. North Carolina (13-22), Feb. 27, 1992
 .579, vs. Clemson (11-19), March 4, 2012
 .571, vs. Wake Forest (8-14), Jan. 20, 1999
 .563, vs. Miami (9-16), Jan. 29, 2006
 .563, vs. Miami (9-16), March 9, 2012
 .563, vs. Virginia Tech (9-16), Feb. 5, 2014
 .556, vs. North Carolina (10-18), Jan. 22, 2000

.556, at Miami (10-18), March 6, 2010
 .550, vs. Virginia (11-20), Feb. 18, 2006
 .550, at Wake Forest (11-20), Jan. 24, 2006
 .533, at Virginia, Jan. 24, 2009
 .526, vs. North Carolina (10-19), Jan. 16, 2002
 .500, vs. Georgia Tech (10-20), Feb. 15, 1992
 .500, at Clemson (12-24), Jan. 20, 1993
 .500, vs. Wake Forest (7-14), Feb. 10, 1993
 .500, at Wake Forest (12-24), Feb. 10, 1994
 .500, at Virginia (6-12), Jan. 3, 1996
 .500, vs. Clemson (10-20), Jan. 17, 1996
 .500, vs. Maryland (9-18), Feb. 10, 1996
 .500, vs. Virginia (8-16), Feb. 28, 1998
 .500, vs. Clemson (9-18), March 4, 1999
 .500, at Virginia (8-16), Jan. 20, 2002
 .500, vs. Clemson (10-20), Feb. 15, 2003
 .500, vs. Wake Forest (12-24), Jan. 18, 2005
 .500, vs. Georgia Tech (8-16), Jan. 13, 2007
 .500, at Duke (8-16), Feb. 4, 2007
 .500, vs. NC State (10-20), Feb. 24, 2007
 .500, at Duke (7-14), Jan. 21, 2012
 .500, at Wake Forest (8-16), Jan. 25, 2012
 .500, vs. N. Carolina (11-22), March 11, 2012

FREE THROWS MADE

37, vs. Clemson, Feb. 8, 1992
 32, vs. Duke, March 1, 2006
 32, vs. Miami, March 8, 2008
 31, vs. Virginia Tech, Jan. 17, 2007
 31, vs. Georgia Tech, March 2, 2014
 31, vs. Miami, Feb. 18, 2009
 29, vs. Maryland, Feb. 10, 1996
 29, vs. Clemson, Feb. 1, 2006
 28, vs. Virginia Tech, Jan. 7, 2006
 28, at Wake Forest, Feb. 19, 2011
 27, at Pittsburgh, Feb. 23, 2014
 26, vs. Wake Forest, Feb. 26, 2013
 25, vs. Virginia, Feb. 8, 1993
 25, vs. Clemson, Feb. 15, 1998
 25, vs. NC State, Jan. 12, 2010
 25, vs. Miami, March 9, 2012
 24, vs. Virginia, Feb. 6, 1994
 24, vs. Virginia, Feb. 26, 2000
 24, vs. Maryland, Dec. 28, 2004
 24, at Georgia Tech, Feb. 10, 2011
 23, at NC State, Feb. 10, 1992
 23, vs. Maryland, Jan. 13, 1993
 23, at Clemson, Jan. 13, 1998
 23, vs. NC State, Jan. 23, 1999
 23, vs. Clemson, Jan. 31, 2001
 23, at Maryland, Feb. 14, 2001

FREE THROWS ATTEMPTED

48, vs. Clemson, Feb. 8, 1992
 42, vs. Miami, March 8, 2008
 40, vs. Maryland, Feb. 10, 1996
 40, vs. Clemson, Feb. 15, 1998
 40, vs. Duke, March 1, 2006
 37, at Clemson, Jan. 13, 1998
 37, vs. Georgia Tech, March 2, 2014
 35, vs. Clemson, March 4, 1999
 35, at Maryland, Feb. 14, 2001
 35, vs. Clemson, Feb. 1, 2006
 35, vs. Virginia Tech, Jan. 7, 2006
 35, vs. Miami, Feb. 18, 2009
 35, at Wake Forest, Feb. 19, 2011
 35, at Georgia Tech, Feb. 10, 2011
 34, vs. Maryland, Jan. 13, 1993
 34, vs. North Carolina, Jan. 20, 2002
 34, vs. Virginia Tech, Jan. 17, 2007
 34, vs. Georgia Tech, Feb. 5, 2009
 34, vs. NC State, Jan. 12, 2010
 33, at Maryland, Feb. 13, 1993
 33, vs. Virginia, Feb. 26, 2000
 33, vs. Clemson, Jan. 31, 2001
 33, vs. Maryland, Dec. 28, 2004
 33, vs. Clemson, Feb. 19, 2008

FREE THROW PERCENTAGE

1.000, at Wake Forest (11-11), Jan. 25, 1997
 1.000, at Maryland (10-10), Feb. 16, 2008
 .950, vs. Georgia Tech (19-20), Feb. 3, 2004
 .941, at Maryland (16-17), Jan. 11, 1994
 .941, vs. Virginia (16-17), Feb. 28, 1999
 .930, at Boston College (15-16), Feb. 24, 2009

.929, at Georgia Tech (13-14), Jan. 14, 2003
 .912, vs. Virginia Tech, Jan. 17, 2007
 .909, at Duke (10-11), Feb. 4, 2006
 .900, vs. North Carolina (9-9), Jan. 20, 2001
 .900, at Virginia Tech (9-10), Feb. 21, 2009
 .900, vs. Clemson (18-20), Jan. 24, 2013
 .886, vs. Miami (32-35), Feb. 18, 2009
 .882, at Wake Forest (90-87), Feb. 25, 2004
 .875, vs. Maryland (14-16), Jan. 30, 2007
 .875, vs. Virginia Tech (14-16), March 8, 2009
 .871, at Pittsburgh (27-31) Feb. 23, 2014
 .870, vs. Maryland (20-23), Jan. 17, 2012
 .867, vs. Georgia Tech (13-15), March 2, 1994
 .867, vs. Clemson (13-15), Feb. 18, 1995
 .867, vs. Wake Forest (26-30), Feb. 26, 2013
 .864, at NC State, Feb. 27, 2008
 .857, at Georgia Tech (13-15), Jan. 13, 2007
 .857, vs. Boston College (12-14), Feb. 16, 2013
 .850, vs. NC State, Jan. 26, 2008
 .846, vs. Duke (11-13), Feb. 2, 2013
 .842, at Clemson (16-19), March 3, 2001

OFFENSIVE REBOUNDS

28, at Georgia Tech, Jan. 15, 1997
 25, vs. Georgia Tech, Jan. 31, 1993
 25, vs. NC State, March 7, 1996
 23, vs. North Carolina, March 11, 1994
 23, vs. Clemson, Feb. 18, 1995
 23, vs. Georgia Tech, Feb. 18, 1998
 22, vs. Maryland, Jan. 10, 1995
 22, vs. Maryland, Feb. 27, 1999
 21, vs. North Carolina, Jan. 24, 1996
 21, at Maryland, Dec. 19, 2004

DEFENSIVE REBOUNDS

39, vs. Georgia Tech, Feb. 28, 2001
 37, vs. NC State, Jan. 15, 1995
 35, at Maryland, Dec. 19, 2004
 34, vs. Maryland, Jan. 13, 1993
 33, vs. Virginia, Feb. 12, 2011
 31, at Clemson, March 3, 2001
 30, vs. Wake Forest, Jan. 27, 1999
 30, vs. Duke, Jan. 6, 2002
 30, at Wake Forest, Feb. 19, 2011
 30, at Georgia Tech, Feb. 14, 2011
 30, vs. Wake Forest, Feb. 1, 2011
 29, at Maryland, Jan. 18, 1992
 29, vs. Virginia, Feb. 6, 1994
 29, at Wake Forest, Jan. 7, 1995
 29, at NC State, Feb. 2, 2000
 29, vs. Clemson, Feb. 1, 2006
 28, vs. NC State, Jan. 25, 1992
 28, at Virginia, Jan. 6, 1993
 28, at Maryland, Jan. 7, 1998
 28, vs. Clemson, March 4, 1999
 28, at South Florida, Jan. 8, 2000
 28, vs. Clemson, Jan. 26, 2002
 28, vs. Clemson, Feb. 14, 2004
 28, at Duke, Feb. 4, 2006
 28, vs. Maryland, Feb. 22, 2006
 28, at Virginia, Feb. 17, 2007
 28, vs. North Carolina, Jan. 14, 2012
 28, vs. Georgia Tech, March 2, 2014

TOTAL REBOUNDS

56, at Maryland, Dec. 19, 2004
 54, vs. NC State, Jan. 15, 1995
 51, vs. NC State, March 7, 1996
 50, at Virginia, Jan. 6, 1993
 49, vs. Georgia Tech, Jan. 31, 1993
 49, at Georgia Tech, Jan. 15, 1996
 49, at Duke, Feb. 1, 2006
 48, at Wake Forest, Jan. 7, 1995
 47, vs. Virginia, Feb. 6, 1994
 47, at Wake Forest, Feb. 1, 2011

ASSISTS

26, vs. NC State, Jan. 15, 1995
 24, at Georgia Tech, Jan. 23, 1992
 24, vs. Wake Forest, Feb. 10, 1993
 23, vs. NC State, March 13, 1992
 23, vs. Maryland, Jan. 13, 1993
 22, at Wake Forest, Jan. 11, 1992
 22, vs. North Carolina, Feb. 27, 1992
 22, at Clemson, Jan. 20, 1993

21, vs. Clemson, Feb. 20, 1993
 21, at NC State, Feb. 15, 1995
 21, at Georgia Tech, Jan. 9, 1999
 21, vs. Miami, Jan. 20, 2007
 21, vs. North Carolina, March 11, 2012

BLOCKED SHOTS

15, at Virginia Tech, Jan. 10, 2012
 14, vs. Maryland, Jan. 10, 1995
 11, vs. Virginia, Feb. 28, 1998

STEALS

18, vs. NC State, Feb. 14, 1996
 16, vs. Wake Forest, Feb. 1, 2011
 16, at Wake Forest, Jan. 11, 1992
 16, vs. NC State, March 13, 1992
 16, at Georgia Tech, March 2, 1995
 15, vs. NC State, Jan. 25, 1992
 14, vs. Maryland, Dec. 28, 2004
 14, vs. Clemson, Feb. 1, 2006
 14, vs. Georgia Tech, Feb. 9, 2006
 14, vs. North Carolina, Feb. 3, 2008
 14, vs. Georgia Tech, Feb. 1, 2012
 13, vs. North Carolina, Feb. 27, 1992
 13, at Wake Forest, Jan. 9, 1993
 13, at Georgia Tech, March 4, 1993
 13, at Georgia Tech, Jan. 27, 1996
 13, vs. Duke, Feb. 22, 1996
 13, at Maryland, Jan. 9, 2013

TURNOVERS

28, at Maryland, Feb. 13, 1993
 28, vs. Virginia Tech, Jan. 8, 2005
 25, at Maryland, Dec. 19, 2004
 24, at Duke, Jan. 6, 1992
 24, at Maryland, Feb. 11, 1995
 24, at Clemson, Jan. 13, 1998
 24, at Duke, Feb. 7, 2002
 23, at North Carolina, Jan. 27, 1993
 23, vs. Maryland, Feb. 12, 1994
 23, at Maryland, Jan. 27, 1999
 23, vs. Maryland, Feb. 27, 1999
 23, vs. Maryland, March 5, 1999
 23, at NC State, Feb. 15, 2006
 23, vs. Virginia Tech, Jan. 16, 2010
 22, at Maryland, Jan. 11, 1994
 22, vs. Maryland, Jan. 29, 1997
 22, at Wake Forest, Feb. 20, 1999
 22, at Wake Forest, Dec. 16, 2001
 22, vs. Clemson, Jan. 12, 2005
 22, at North Carolina, Jan. 22, 2005
 22, at Virginia Tech, Jan. 24, 2009
 22, at Clemson, Jan. 29, 2011

PERSONAL FOULS

36, vs. NC State, March 7, 1996
 32, at Clemson, Feb. 27, 2005
 31, vs. Clemson, March 4, 1999
 31, at Virginia, Jan. 20, 2002
 30, vs. North Carolina, March 14, 1992
 30, at Maryland, Jan. 7, 1998
 30, at Clemson, Jan. 13, 1998
 30, vs. Georgia Tech, Feb. 11, 1999
 29, vs. North Carolina, March 11, 1994
 29, at Virginia Tech, Jan. 29, 2008
 29, at Miami, Feb. 26, 2012
 29, at Duke, Jan. 25, 2014
 28, vs. Virginia, Jan. 4, 2014
 28, at Duke, Feb. 4, 2006
 27, vs. Maryland, Feb. 5, 1992
 27, at Wake Forest, Feb. 7, 1996
 27, at Duke, Feb. 10, 1998
 27, at Wake Forest, Feb. 20, 1999
 27, vs. Maryland, Feb. 27, 1999
 27, at North Carolina, Feb. 17, 2002
 27, at North Carolina, Feb. 21, 2004
 27, at Wake Forest, Feb. 14, 2009



FLORIDA STATE®

TEAM ACC RECORDS

FSU MISCELLANEOUS ACC RECORDS

LARGEST WINNING MARGIN

36, vs. Virginia (100-64), Feb. 6, 1994
 33, vs. North Carolina (90-57), Jan. 14, 2012
 28, vs. NC State (107-79), Jan. 15, 1995
 26, vs. NC State (78-52), Feb. 24, 2007
 25, vs. Virginia (88-63), Feb. 28, 1998
 24, vs. Wake Forest (83-59), Jan. 22, 1998
 24, vs. Maryland (85-61), Jan. 12, 2014
 23, at Wake Forest (75-52), Jan. 25, 2012
 22, vs. NC State (98-76), Jan. 25, 1992
 22, vs. Maryland (100-78), Feb. 10, 1996

LARGEST WINNING MARGIN ON THE ROAD

23, at Wake Forest (75-52), Jan. 25, 2012
 19, at Georgia Tech (75-56), Jan. 9, 1999
 19, at Virginia (69-59), Feb. 17, 2010
 18, at Clemson (89-71), Jan. 20, 1993
 15, vs. Boston College (62-47), Feb. 14, 2010
 13, at NC State (68-55), Jan. 3, 1998
 12, at North Carolina (86-74), Dec. 15, 1991

LARGEST LOSING MARGIN

48, at North Carolina (103-55), Jan. 24, 1998
 42, at Duke (100-58), Feb. 4, 2001
 34, at North Carolina (98-64), Feb. 7, 1999
 33, at Clemson (78-45), Feb. 14, 1999
 33, at Duke (101-68), Feb. 16, 2000
 33, at Maryland (96-63), Jan. 26, 2002
 31, vs. Duke (85-54), Jan. 16, 2000
 31, at Duke (49-80), Feb. 7, 2002
 30, at North Carolina (100-70), Jan. 25, 1995
 29, vs. Clemson (78-49), Feb. 15, 1998

BEST RECORD

12-4, second place in 1992-93; 12-4, third place in 2011-12

WORST RECORD

4-12 in 2000-01, 2001-02, 2002-03, 2004-05

BEST LEAGUE FINISH

Second place twice (1991-92 and 1992-93)

WORST LEAGUE FINISH

Tenth place tie (2004-05)

LONGEST WINNING STREAK

7 (Jan. 10, 2012-Feb. 4, 2012)

LONGEST HOME WINNING STREAK

10, Feb. 1, 1992 - Feb. 27, 1993

LONGEST ROAD WINNING STREAK

5, Jan. 11, 1992 - Feb. 18, 1992

LONGEST LOSING STREAK

9, Jan. 27, 1999 - Feb. 27, 1999

LONGEST HOME LOSING STREAK

4, Jan. 30, 1999 - Feb. 27, 1999;
 Jan. 4, 2001 - Jan. 25, 2001;
 Jan. 22, 2005 - Feb. 22, 2005

LONGEST ROAD LOSING STREAK

26, Dec. 16, 2001 - Jan. 26, 2005

BEST FIRST HALF

7-1 in 2011-12

BEST SECOND HALF

6-2 in 1991-92 and 1992-93

BEST HOME RECORD

7-1 in 1992-93, 2011-12

BEST ROAD RECORD

6-2 in 1991-92



ACC SERIES ANATOMIES

BOSTON COLLEGE (Florida State leads 6-5)

Last Florida State Win: March 9, 2014, Away
 Last Boston College Win: Feb. 8, 2012, 60-64, Away
 Leonard Hamilton vs. Boston College: 16-13 (6-5 at Florida State, 7-8 at Miami)
 Seminoles At Home: 4-1
 Seminoles On The Road: 2-4
 Seminoles On A Neutral Court: 0-0
 Seminoles Since 2006: 6-5
 Longest Winning Streak: 3 (Jan. 30, 2010-Jan. 22, 2011)
 Largest Margin Of Victory: +15, 62-47, Feb. 14, 2010, Home
 Largest Margin In Loss: -5, 67-72, Feb. 24, 2009, Away
 Most Points Scored: 87, 87-90, Jan. 14, 2006, Away

CLEMSON (Florida State leads 35-29)

Last Florida State Win: Jan. 9, 2014, 56-41, Away
 Last Clemson Win: Feb. 1, 2014, 53-49, Home
 Leonard Hamilton vs. Clemson: 12-14 (12-12 at Florida State, 0-2 at Miami)
 Seminoles At Home: 19-8
 Seminoles On The Road: 10-18
 Seminoles On A Neutral Court: 6-3
 Seminoles Since 1992: 29-22
 Longest Winning Streak: 5 (Jan. 19, 1994-Jan. 17, 1996)
 Largest Margin Of Victory: +42, 122-80, Jan. 22, 1970, Home
 Largest Margin In Loss: -33, 45-78, Feb. 14, 1999, Away
 Most Points Scored: 122-80, Jan. 22, 1970, Home

DUKE (Duke leads, 33-9)

Last Florida State Win: March 10, 2012, 62-59, Neutral
 Last Duke Win: Jan. 25, 2014, 78-56, Away
 Leonard Hamilton vs. Duke: 6-10 (all at Florida State)
 Seminoles At Home: 6-14
 Seminoles On The Road: 2-18
 Seminoles On A Neutral Court: 1-1
 Seminoles Since 1992: 9-29
 Longest Winning Streak: 2 (March 1, 2006-Feb. 4, 2007)
 Largest Margin Of Victory: +5, 75-70, Feb. 2, 2003, 70-74, Home, March 1, 2006, 66-61, Jan. 12, 2011, Home
 Largest Margin In Loss: -42, 58-100, Feb. 4, 2001, Away
 Most Points Scored: 96-97, Feb. 4, 2006, Away

GEORGIA TECH (Florida State leads 38-27)

Last Florida State Win: March 2, 2014, 81-71, Home
 Last Georgia Tech Win: Feb. 13, 2007, 57-63, Home
 Leonard Hamilton vs. Georgia Tech: 11-5 (9-5 at Florida State, 2-0 at Miami)
 Seminoles At Home: 20-10
 Seminoles On The Road: 16-16
 Seminoles On A Neutral Court: 2-1
 Seminoles Since 1992: 22-16
 Longest Winning Streak: 9 (current entering 2014-15 season)
 Largest Margin Of Victory: +58, 108-50, Feb. 9, 1972, Home
 Largest Margin In Loss: -21, 58-79, Jan. 26, 1996
 Most Points Scored: 108-50, Feb. 9, 1972, Home

LOUISVILLE (Louisville leads 30-9)

Last Florida State Win: March 9, 1991, 76-69, Neutral
 Last Louisville Win: Feb. 9, 1991, 72-88, Away
 Leonard Hamilton vs. Louisville: 0-1 (0-1 at Oklahoma State)
 Seminoles At Home: 6-10
 Seminoles On The Road: 2-17
 Seminoles On A Neutral Court: 1-3
 Seminoles Since 2014-15: N/A
 Longest Winning Streak: 2 (Jan. 22, 1978-Feb. 17, 1978)
 Largest Margin Of Victory: +15, 75-60, Feb. 6, 1984, Home
 Largest Margin In Loss: -27, 69-96, Jan. 8, 1983, Home
 Most Points Scored: 93-94, March 4, 1978, Neutral

MIAMI (Florida State leads 41-32)

Last Florida State Win: Jan. 15, 2014, 63-53, Away
 Last Miami Win: Feb. 10, 2014, 77-73, Home
 Leonard Hamilton vs. Miami: 15-8 (14-8 at Florida State, 1-0 at Oklahoma State)
 Seminoles At Home: 27-7
 Seminoles On The Road: 13-24
 Seminoles On A Neutral Court: 2-1
 Seminoles Since 2005: 13-8
 Longest Winning Streak: 6 (Most recent-Feb. 18, 2009-Feb. 11, 2012; Dec. 6, 1968-Jan. 8, 1971)
 Largest Margin Of Victory: +41, 104-63, Jan. 9, 1970, Home
 Largest Margin In Loss: -37, 56-93, Jan. 8, 1971, Home
 Most Points Scored: 114-106, Jan. 8, 1971, Home

NORTH CAROLINA (North Carolina leads 46-12)

Last Florida State Win: March 11, 2012, 85-82, Neutral
 Last North Carolina Win: Feb. 17, 2014, 83-62, Home
 Leonard Hamilton vs. North Carolina: 4-15 (4-14 at Florida State, 0-1 at Miami)
 Seminoles At Home: 5-16
 Seminoles On The Road: 4-22
 Seminoles On A Neutral Court: 3-8
 Seminoles Since 1992: 9-33
 Longest Winning Streak: 2 (Dec. 15, 1991-Feb. 27, 1992; Feb. 24, 1996-Jan. 22, 1997)
 Largest Margin Of Victory: +33, 90-57, Feb. 14, 2012, Home
 Largest Margin In Loss: -48, 55-103, Jan. 24, 1998, Away
 Most Points Scored: 110-96, Feb. 27, 1992, Home

NC STATE (NC State leads, 29-22)

Last Florida State Win: March 9, 2013, 71-67, Home
 Last NC State Win: Jan. 29, 2014, 74-70, Away
 Leonard Hamilton vs. NC State: 6-12 (all at Florida State)
 Seminoles At Home: 12-6
 Seminoles On The Road: 9-17
 Seminoles On A Neutral Court: 1-6
 Seminoles Since 1992: 18-25
 Longest Winning Streak: 5 (Jan. 25, 1992-Feb. 17, 1993)
 Largest Margin Of Victory: +28, 107-79, Jan. 15, 1995, Home
 Largest Margin In Loss: -25, 46-71, Feb. 25, 2001, Away
 Most Points Scored: 107-79, Jan. 15, 1995, Home

NOTRE DAME (Florida State leads, 2-0)

Last Florida State Win: Jan. 21, 2014, 76-74, Home
 Last Notre Dame Win: NA
 Leonard Hamilton vs. Notre Dame: 9-3 (2-0 at Florida State, 7-3 at Miami)
 Seminoles At Home: 1-0
 Seminoles On The Road: 0-0
 Seminoles On A Neutral Court: 1-0
 Seminoles Since 2013-14: 1-0
 Longest Winning Streak: 1 (March 20, 2011-Present)
 Largest Margin Of Victory: +14, March 20, 2011
 Largest Margin In Loss: NA
 Most Points Scored: 71, March 20, 2011, Neutral

PITTSBURGH (Pittsburgh leads, 9-2)

Last Florida State Win: Feb. 23, 2014, 71-66, Away
 Last Pittsburgh Win: Dec. 21, 2008, 56-48, Home
 Leonard Hamilton vs. Pittsburgh: 9-14 (1-3 at Florida State, 5-7 at Miami, 0-2 at Oklahoma State)
 Seminoles At Home: 0-2
 Seminoles On The Road: 1-5
 Seminoles On A Neutral Court: 1-2
 Seminoles Since 2013-14: 1-0
 Longest Winning Streak: 2 (Dec. 21, 1985, 83-76; Jan. 23, 2014-Present)
 Largest Margin Of Victory: +7, Dec. 21, 1985
 Largest Margin In Loss: -22 (Dec. 8, 1973, Nov. 24, 2006)
 Most Points Scored: 89, Dec. 20, 1983

SYRACUSE (Syracuse leads, 4-1)

Last Florida State Win: March 12, 1997, 82-67, Neutral
 Last Syracuse Win: March 9, 2014, 74-58, Home
 Leonard Hamilton vs. Syracuse: 4-13 (0-1 at Florida State, 4-12 at Miami)
 Seminoles At Home: 0-1
 Seminoles On The Road: 1-1
 Seminoles On A Neutral Court: 0-2
 Seminoles Since 2013-14: 0-1
 Longest Winning Streak: 1 (March 12, 1997, 82-67)
 Largest Margin Of Victory: +15, March 12, 1997, 82-67
 Largest Margin In Loss: -21, Feb. 3, 1990
 Most Points Scored: 82, March 12, 1997

VIRGINIA (Florida State leads, 22-21)

Last Florida State Win: March 7, 2012, 53-51, Home
 Last Virginia Win: March 14, 2014, 64-51, Neutral
 Leonard Hamilton vs. Virginia: 11-8 (all at Florida State)
 Seminoles At Home: 14-7
 Seminoles On The Road: 7-14
 Seminoles On A Neutral Court: 0-1
 Seminoles Since 1992: 22-21
 Longest Winning Streak: 7 (Jan. 23, 2008-Feb. 16, 2012)
 Largest Margin Of Victory: +36, 100-64, Feb. 6, 1994, Home
 Largest Margin In Loss: -20, 64-84, Jan. 6, 1994, Away
 Most Points Scored: 100-64, Feb. 6, 1994, Home

VIRGINIA TECH (Florida State leads, 28-20)

Last Florida State Win: Feb. 5, 2014, 70-50, Home
 Last Virginia Tech Win: Feb. 24, 2013, 80-70, Away
 Leonard Hamilton vs. Virginia Tech: 9-5 (all at Florida State)
 Seminoles At Home: 17-4
 Seminoles On The Road: 8-14
 Seminoles On A Neutral Court: 3-2
 Seminoles Since 1996: 11-5
 Longest Winning Streak: 7 (Dec. 22, 1973-Feb. 10, 1993)
 Largest Margin Of Victory: +29, 107-78, Feb. 23, 1987, Home
 Largest Margin In Loss: -14, 71-85, Jan. 14, 1985, Away
 Most Points Scored: 117-97, March 1, 1989, Home

WAKE FOREST (Wake Forest leads, 24-22)

Last Florida State Win: Feb. 15, 2014, 67-60, Away
 Last Wake Forest Win: Feb. 9, 2013; 71-46, Away
 Leonard Hamilton vs. Wake Forest: 11-10 (11-10 at Florida State, 0-1 at Miami)
 Seminoles At Home: 13-6
 Seminoles On The Road: 7-15
 Seminoles On A Neutral Court: 2-3
 Longest Winning Streak: 5 (Dec. 22, 1973-Feb. 10, 1993)
 Seminoles Since 1992: 20-23
 Largest Margin Of Victory: +24, 83-59, Jan. 22, 1998, Home; 85-61, Feb. 1, 2011, Home
 Largest Margin In Loss: -39, 48-47, Feb. 12, 2005, Away
 Most Points Scored: 111-94, Feb. 10, 1993, Home



MARGINS & HISTORY

MARGIN OF VICTORY

LARGEST MARGIN OF VICTORY

| RANK | MARGIN | OPPONENT (DATE) | SCORE |
|------|--------|-----------------------------------------|--------|
| 1. | +69 | Valdosta (Dec. 12, 1970) | 134-65 |
| 2. | +67 | Baptist (Feb. 5, 1977) | 139-72 |
| 3. | +64 | Tampa (Dec. 6, 1965) | 121-57 |
| 4. | +60 | South Dakota (Dec. 5, 1970) | 125-65 |
| 5. | +58 | Georgia Tech (Feb. 19, 1972) | 108-50 |
| 6. | +57 | Palm Beach Atlantic (Dec. 13, 1975) | 109-52 |
| 7. | +54 | Central Florida (Nov. 25, 1988) | 133-79 |
| 8. | +53 | Baptist College (Jan. 14, 1976) | 107-54 |
| | +53 | UNC-Asheville (Jan. 2, 1992) | 107-54 |
| 10. | +52 | New Hampshire (Dec. 30, 1968) | 104-52 |
| | +52 | Savannah State (Nov. 20, 2002) | 93-41 |
| 12. | +51 | Florida Atlantic (Dec. 1, 1993) | 110-59 |
| 13. | +48 | Valdosta State (Dec. 12, 1970) | 111-63 |
| 14. | +47 | Alabama A&M (Dec. 31, 2009) | 81-34 |
| 15. | +46 | Florida International (Dec. 2, 1987) | 121-75 |
| | +46 | Rider (Jan. 4, 1989) | 113-67 |
| | +46 | Campbell (Dec. 29, 2001) | 93-47 |
| 18. | +45 | Valdosta State (Dec. 2, 1968) | 120-75 |
| | +45 | Valdosta State (Feb. 24, 1976) | 106-61 |
| | +45 | Eckerd (Nov. 27, 1978) | 116-71 |
| | +45 | Nicholls State (Nov. 26, 2004) | 99-54 |
| 22. | +44 | Jacksonville (Dec. 21, 2004) | 101-57 |
| 23. | +43 | Rollins (Feb. 11, 1960) | 101-58 |
| | +43 | Samford (Jan. 16, 1971) | 122-79 |
| | +43 | East Tennessee State (Jan. 8, 1972) | 106-63 |
| 26. | +42 | Clemson (Jan. 22, 1970) | 122-80 |
| | +42 | South Alabama (Feb. 23, 1974) | 105-63 |
| | +42 | Stetson (Nov. 18, 2009) | 80-38 |
| 29. | +41 | Jacksonville (Feb. 16, 1968) | 106-65 |
| | +41 | Miami (Fla.) (Jan. 9, 1970) | 104-63 |
| | +41 | Chattanooga (Feb. 1, 1975) | 111-70 |
| | +41 | South Alabama (Nov. 20, 2012) | 80-39 |
| 33. | +40 | SW Louisiana (Jan. 24, 1976) | 110-70 |
| | +40 | Purdue (Nov. 29, 2005) | 97-57 |
| | +40 | Texas A&M Corpus Christi (Jan. 4, 2010) | 94-54 |

LARGEST MARGIN OF DEFEAT

| RANK | MARGIN | OPPONENT (DATE) | SCORE |
|------|--------|-------------------------------------|--------|
| 1. | -52 | West Virginia (Jan. 30, 1958) | 51-103 |
| 2. | -48 | North Carolina (Jan. 25, 1995) | 55-103 |
| 3. | -45 | North Carolina (Dec. 31, 1985) | 64-109 |
| 4. | -43 | Duke (Feb. 4, 2001) | 58-101 |
| 5. | -40 | The Citadel (Feb. 15, 1960) | 60-100 |
| | -40 | Southern Mississippi (Feb. 8, 1986) | 96-102 |
| 7. | -39 | Marshall (Feb. 1, 1958) | 68-107 |
| 8. | -35 | North Carolina (Dec. 16, 1965) | 80-115 |
| 9. | -34 | North Carolina (Feb. 7, 1999) | 98-64 |
| 10. | -33 | Clemson (Feb. 14, 1999) | 45-78 |
| | -33 | Duke (Feb. 16, 2000) | 68-101 |
| | -33 | Maryland (March 8, 2002) | 59-85 |



Florida State defeated North Carolina, 90-57, on Jan. 14, 2012 for its largest margin of victory (+33) over the Tar Heels in school history.

TOURNAMENT HISTORY

CHAMPIONSHIPS

NAIB District 25 – 1950-51; 1954-55
 Savannah Invitational – 1962-63
 Civitan Classic – 1968-69; 1971-72
 Gator Bowl – 1969-70
 Far West Classic – 1971-72
 Senior Bowl – 1971-72
 NCAA Mideast – 1971-72
 Big Sun – 1973-74; 1977-78
 Birmingham Classic – 1977-78
 Cotton States Classic – 1980-81
 Red Lobster Classic – 1986-87
 Metro Conference – 1990-91
 Global Sports Classic – 2008-09
 Old Spice Classic – 2009-10
 Coaches vs. Cancer – 2012-13

APPEARANCES

In-Season

1950-51 NAIB District 25 (2-0, Champions)
 1950-51 NAIB Nationals (2-1, Quarterfinals)
 1951-52 Gator Bowl (0-3, Round Robin)
 1951-52 NAIB District 25 (1-1, Second)
 1952-53 NAIB District 25 (1-1, Second)
 1954-55 Gator Bowl (1-1, Third)
 1954-55 NAIB District 25 (2-0, Champions)
 1954-55 NAIB Nationals (1-1, Second Round)
 1955-56 Carousel Tournament (1-2, Sixth)
 1955-56 Orange Bowl (1-2, Seventh)
 1956-57 Senior Bowl (1-1, Third)
 1957-58 Senior Bowl (1-1, Third)
 1958-59 Citadel Invitational (0-2, Fourth)
 1959-60 Gator Bowl (1-1, Second)
 1960-61 Gator Bowl (0-1)
 1962-63 Savannah Invitational (3-0, Champions)
 1963-64 Gator Bowl (1-1, Third)
 1964-65 Vanderbilt Invitational (1-1, Third)
 1964-65 All College Tournament (1-2, Seventh)
 1965-66 Tampa Invitational (1-1, Second)
 1967-68 Milwaukee Classic (1-1, Third)

1967-68 Evansville Tournament (1-1, Second)
 1968-69 Florida Sunshine Classic (2-0, Champions)
 1969-70 Gator Bowl (2-0, Champions)
 1970-71 Florida Sunshine Classic (1-1, Second)
 1970-71 Sun Bowl (0-2)
 1971-72 Civitan Classic (2-0, Champions)
 1971-72 Far West Classic (3-0, Champions)
 1971-72 Senior Bowl (2-0, Champions)
 1972-73 Marshall Invitational (1-1, Third)
 1972-73 Dayton Invitational (1-1, Third)
 1972-73 All College (2-1, Third)
 1973-74 Steel Bowl (1-1, Second)
 1973-74 Big Sun Classic (2-0, Champions)
 1973-74 Mercer Bear Classic (1-1, Third)
 1973-74 Bluebonnet Classic (1-1, Second)
 1973-74 Big Sun (2-0, First)
 1974-75 Louisville Holiday (1-1, Second)
 1975-76 Big Sun (1-1, Second)
 1975-76 Far West Classic (1-2, Seventh)
 1976-77 IPTAY Tournament (1-1, Second)
 1976-77 Cable Car Classic (1-1, Second)
 1976-77 Vermont Classic (1-1, Third)
 1977-78 Big Sun (2-0, First)
 1977-78 Birmingham Classic (2-0, First)
 1977-78 Pillsbury Classic (1-1, Second)
 1978-79 Dayton Invitational (1-1, Second)
 1978-79 Old Dominion Classic (1-1, Second)
 1980-81 Cotton States Classic (2-0, First)
 1981-82 Florida Four (1-1, Second)
 1981-82 Dayton Invitational (1-1, Second)
 1982-83 Florida Four (1-1, Third)
 1982-83 Cabrillo Classic (1-1, Third)
 1986-87 Red Lobster Classic (2-0, Champions)
 1987-88 Red Lobster Classic (1-1, Third)
 1988-89 Red Lobster Classic (1-1, Second)
 1989-90 Great Alaska Shootout (1-2, Fifth)
 1989-90 ECAC Holiday Festival (1-1, Third)
 1992-93 Preseason NIT (2-2, Fourth)
 1997-98 Preseason NIT (3-1, Second)
 1998-99 Rainbow Classic (2-1, Fifth)
 2000-01 Great Alaska Shootout (1-2, Seventh)

2002-03 Fiesta Bowl Classic (1-1, Third)
 2003-04 Univ. of Pittsburgh Holiday Hoops Classic (3-1, Second)
 2004-05 Corpus Christi Caller Times Challenge (1-3)
 2006-07 Colonial Classic (3-1)
 2007-08 Glenn Wilkes Classic (1-2)
 2008-09 Global Sports Classic (4-0)
 2009-10 Old Spice Classic (3-0)
 2010-11 Diamond Head Classic (2-1)
 2011-12 Battle 4 Atlantis (1-2)
 2012-13 Coaches vs. Cancer (3-1, Champions)
 2013-14 Puerto Rico Tip-Off (2-1)

Conference

1948-49 Dixie Conference (1-2, Fourth)
 1949-50 Dixie Conference (1-1, Third)
 1950-51 Dixie Conference (1-1, Second)
 1976-77 Metro Tournament (0-1)
 1977-78 Metro Tournament (1-1, Second)
 1978-79 Metro Tournament (2-1, Second)
 1979-80 Metro Tournament (2-1, Second)
 1980-81 Metro Tournament (1-1, Fourth)
 1981-82 Metro Tournament (1-1, Third)
 1982-83 Metro Tournament (0-1)
 1983-84 Metro Tournament (1-1)
 1984-85 Metro Tournament (2-1, Second)
 1985-86 Metro Tournament (1-1)
 1986-87 Metro Tournament (0-1)
 1987-88 Metro Tournament (1-1)
 1988-89 Metro Tournament (1-1)
 1989-90 Metro Tournament (0-1)
 1990-91 Metro Tournament (3-0, Champions)
 1991-92 ACC Tournament (1-1)
 1992-93 ACC Tournament (0-1)
 1993-94 ACC Tournament (0-1)
 1994-95 ACC Tournament (0-1)
 1995-96 ACC Tournament (0-1)
 1996-97 ACC Tournament (0-1)
 1997-98 ACC Tournament (0-1)
 1998-99 ACC Tournament (1-1)
 1999-00 ACC Tournament (1-1)
 2000-01 ACC Tournament (0-1)



IN-SEASON TOURNAMENTS

TOURNAMENT HISTORY

| | |
|---------|---------------------------------|
| 2001-02 | ACC Tournament (1-1) |
| 2002-03 | ACC Tournament (1-1) |
| 2003-04 | ACC Tournament (0-1) |
| 2004-05 | ACC Tournament (0-1) |
| 2005-06 | ACC Tournament (0-1) |
| 2006-07 | ACC Tournament (1-1) |
| 2007-08 | ACC Tournament (1-1) |
| 2008-09 | ACC Tournament (2-1) |
| 2009-10 | ACC Tournament (0-1) |
| 2010-11 | ACC Tournament (0-1) |
| 2011-12 | ACC Tournament (3-0, Champions) |
| 2012-13 | ACC Tournament (1-1) |
| 2013-14 | ACC Tournament (1-1) |

Postseason

| | |
|---------|-------------------------------------------|
| 1967-68 | NCAA Tournament (0-1) |
| 1971-72 | NCAA Tournament (4-1, National Runner-up) |
| 1977-78 | NCAA Tournament (0-1) |
| 1979-80 | NCAA Tournament (1-1) |
| 1983-84 | National Invitation Tournament (1-1) |
| 1986-87 | National Invitation Tournament (1-1) |
| 1987-88 | NCAA Tournament (0-1) |
| 1988-89 | NCAA Tournament (0-1) |
| 1990-91 | NCAA Tournament (1-1) |
| 1991-92 | NCAA Tournament (2-1) |
| 1992-93 | NCAA Tournament (3-1) |

| | |
|---------|----------------------------------------------|
| 1996-97 | National Invitation Tournament (4-1, Second) |
| 1997-98 | NCAA Tournament (1-1) |
| 2003-04 | National Invitation Tournament (1-1) |
| 2005-06 | National Invitation Tournament (1-1) |
| 2006-07 | National Invitation Tournament (2-1) |
| 2007-08 | National Invitation Tournament (0-1) |
| 2008-09 | NCAA Tournament (0-1) |
| 2009-10 | NCAA Tournament (0-1) |
| 2010-11 | NCAA Tournament (2-1) |
| 2011-12 | NCAA Tournament (1-1) |
| 2012-13 | National Invitation Tournament (0-1) |
| 2013-14 | National Invitation Tournament (3-1, Third) |

IN-SEASON TOURNAMENTS

NAIB District 25 (Jacksonville, Fla.)

| | | | |
|---------------|----------------------|---|-------------------|
| March 2, 1951 | vs. Stetson | W | 65-58 |
| March 3, 1951 | vs. Georgia Teachers | W | 69-67 (champions) |

NAIB District 25 (DeLand, Fla.)

| | | | |
|---------------|------------------|---|-------|
| Feb. 28, 1952 | vs. Miami (Fla.) | W | 73-70 |
| Feb. 29, 1952 | vs. Tampa | L | 57-78 |
| March 4, 1953 | vs. Mercer | W | 87-77 |
| March 5, 1953 | vs. Stetson | L | 81-94 |

NAIB District 25 (Tallahassee, Fla.)

| | | | |
|---------------|----------------------|---|-------------------|
| Feb. 28, 1955 | vs. Stetson | W | 86-77 |
| March 1, 1955 | vs. Georgia Teachers | W | 91-83 (champions) |

NAIB National Tournament (Kansas City, Mo.)

| | | | |
|----------------|------------------------|---|-----------------------|
| March 13, 1951 | vs. South Dakota State | W | 85-70 |
| March 14, 1951 | vs. Pepperdine | W | 61-59 |
| March 15, 1951 | vs. Millikin | L | 60-91 (quarterfinals) |
| March 7, 1955 | vs. Montana State | W | 93-84 |
| March 9, 1955 | vs. Beloit | L | 88-110 |

All-College Tournament(Oklahoma City, Okla.)

| | | | |
|---------------|-------------------|---|-------|
| Dec. 28, 1964 | vs. DePaul | L | 44-52 |
| Dec. 29, 1964 | vs. Creighton | L | 77-85 |
| Dec. 30, 1964 | vs. Rice | W | 81-56 |
| Dec. 27, 1972 | vs. Penn State | W | 70-60 |
| Dec. 28, 1972 | vs. Brigham Young | L | 77-80 |
| Dec. 30, 1972 | vs. Oklahoma City | W | 94-80 |

Battle 4 Atlantis (Nassau, Bahamas)

| | | | |
|---------------|-------------|---|------------|
| Nov. 24, 2012 | vs. UMass | W | 73-53 |
| Nov. 25, 2012 | vs. Harvard | L | 41-46 |
| Nov. 26, 2012 | vs. UConn | L | 76-78 (OT) |

Big Sun Classic (St. Petersburg, Fla.)

| | | | |
|---------------|----------------------|---|-------------------|
| Dec. 21, 1973 | vs. Western Kentucky | W | 107-87 |
| Dec. 22, 1973 | vs. Wake Forest | W | 66-48 (champions) |
| Dec. 19, 1975 | vs. South Florida | W | 78-51 |
| Dec. 20, 1975 | vs. Alabama | L | 72-76 |
| Dec. 9, 1977 | vs. South Florida | W | 76-67 |
| Dec. 10, 1977 | vs. Seton Hall | W | 94-63 (champions) |

Birmingham Classic (Birmingham, Ala.)

| | | | |
|---------------|---------------|---|-------------------|
| Dec. 16, 1977 | vs. Texas A&M | W | 100-77 |
| Dec. 17, 1977 | vs. Navy | W | 82-55 (champions) |

Bluebonnet Classic (Houston, Texas)

| | | | |
|--------------|---------------|---|-------|
| Jan. 4, 1974 | vs. Texas A&M | W | 99-79 |
| Jan. 5, 1974 | vs. Houston | L | 74-79 |

Cable Car Classic (San Francisco, Calif.)

| | | | |
|---------------|-------------------|---|-------|
| Dec. 17, 1976 | vs. Santa Clara | W | 94-80 |
| Dec. 18, 1976 | vs. San Francisco | L | 87-93 |

Cabrillo Classic (San Diego, Calif.)

| | | | |
|---------------|--------------------|---|-------|
| Dec. 29, 1982 | at San Diego State | L | 85-89 |
| Dec. 30, 1982 | vs. Tulsa | W | 92-80 |

Carousel Tournament (Charlotte, N.C.)

| | | | |
|---------------|-----------------------|---|-------|
| Dec. 19, 1955 | vs. Clemson | L | 76-94 |
| Dec. 20, 1955 | vs. Boston University | W | 86-52 |
| Dec. 21, 1955 | vs. Mississippi State | L | 71-79 |

The Citadel Invitational (Charleston, S.C.)

| | | | |
|---------------|------------------|---|-------|
| Dec. 19, 1958 | vs. Miami (Fla.) | L | 79-85 |
| Dec. 20, 1958 | vs. Georgia | L | 72-83 |

Coaches vs. Cancer Classic (Tallahassee, Fla. and Brooklyn, N.Y.)

| | | | |
|---------------|---------------------|---|-------|
| Nov. 9, 2012 | vs. South Alabama* | L | 71-76 |
| Nov. 12, 2012 | vs. Buffalo* | W | 95-68 |
| Nov. 16, 2012 | vs. BYU& | W | 88-70 |
| Nov. 17, 2012 | vs. Saint Joseph's& | W | 73-66 |

* Games played in Tallahassee, Fla.

& Games played in Brooklyn, N.Y.

Colonial Classic (Tallahassee, Fla. & Pittsburgh, Pa.)

| | | | |
|---------------|---------------------|---|-------|
| Nov. 12, 2006 | vs. McNeese State* | W | 85-65 |
| Nov. 13, 2006 | vs. Illinois State* | W | 73-59 |
| Nov. 14, 2006 | vs. SMU* | W | 59-52 |
| Nov. 24, 2006 | at Pittsburgh* | L | 66-88 |

* Games played in Tallahassee, Fla.

& Game played in Pittsburgh, Pa.

Corpus Christi Caller Times Challenge (Corpus Christi, Texas)

| | | | |
|---------------|-------------------------------|---|-------|
| Nov. 22, 2004 | vs. Texas A&M-Corpus Christi* | L | 67-70 |
| Nov. 24, 2004 | vs. Shawnee State* | W | 88-65 |
| Nov. 27, 2004 | vs. Kent State | L | 59-69 |
| Nov. 28, 2004 | vs. Texas Christian | L | 70-71 |

*Games played in Tallahassee, Fla.

Cotton States Classic (Atlanta, Ga.)

| | | | |
|---------------|--------------|---|-------------------|
| Dec. 19, 1980 | vs. Missouri | W | 68-64 |
| Dec. 20, 1980 | vs. Georgia | W | 64-62 (champions) |

Dayton Invitational (Dayton, Ohio)

| | | | |
|---------------|-------------------|---|-------|
| Dec. 22, 1972 | vs. Alabama | L | 68-74 |
| Dec. 23, 1972 | vs. Northwestern | W | 91-73 |
| Dec. 22, 1978 | at Dayton | L | 80-97 |
| Dec. 23, 1978 | vs. Penn State | L | 57-64 |
| Dec. 29, 1981 | vs. UNC Charlotte | W | 76-73 |
| Dec. 30, 1981 | at Dayton | L | 79-93 |

Diamond Head Classic (Honolulu, HI)

| | | | |
|---------------|------------|---|-------|
| Dec. 22, 2010 | at Hawaii | W | 70-62 |
| Dec. 23, 2010 | vs. Butler | L | 64-67 |
| Dec. 25, 2010 | vs. Baylor | W | 68-61 |

ECAC Holiday Festival (New York, N.Y.)

| | | | |
|---------------|------------------|---|-------|
| Dec. 27, 1989 | vs. NC State | L | 72-90 |
| Dec. 29, 1989 | vs. Rhode Island | W | 95-76 |

Evansville Tournament (Evansville, Ind.)

| | | | |
|---------------|-----------------------|---|-------|
| Dec. 29, 1967 | vs. George Washington | W | 94-69 |
| Dec. 30, 1967 | vs. Evansville | L | 67-76 |

Far West Classic (Portland, Ore.)

| | | | |
|---------------|----------------------|---|-------------------|
| Dec. 27, 1971 | vs. Washington | W | 85-77 |
| Dec. 29, 1971 | vs. Oregon State | W | 73-72 |
| Dec. 30, 1971 | vs. Washington State | W | 85-61 (champions) |
| Dec. 26, 1975 | vs. Washington | L | 54-69 |
| Dec. 27, 1975 | vs. Oregon State | L | 75-78 |
| Dec. 28, 1975 | vs. Colorado State | W | 84-54 |

Fiesta Bowl Classic (Tucson, Ariz.)

| | | | |
|---------------|-----------------------|---|-------|
| Dec. 28, 2002 | vs. Boston University | L | 69-84 |
| Dec. 30, 2002 | vs. Davidson | W | 82-66 |



IN-SEASON TOURNAMENTS

Florida Four Tournament (Tampa, Fla.)

| | | | |
|--------------|------------------------|---|------------|
| Dec. 4, 1981 | vs. Jacksonville..... | W | 94-93 (OT) |
| Dec. 5, 1981 | vs. South Florida..... | L | 67-82 |

Florida Four Tournament (Gainesville, Fla.)

| | | | |
|---------------|------------------------|---|-------|
| Dec. 10, 1982 | vs. South Florida..... | L | 77-90 |
| Dec. 11, 1982 | vs. Jacksonville..... | W | 81-66 |

Florida Sunshine Classic (Jacksonville, Fla.)

| | | | |
|--------------|-------------------------------|---|-------------------|
| Dec. 6, 1968 | vs. Miami (Fla.)..... | W | 111-84 |
| Dec. 7, 1968 | vs. Jacksonville..... | W | 93-88 (champions) |
| Dec. 7, 1970 | vs. Southern Mississippi..... | W | 117-84 |
| Dec. 8, 1970 | vs. Jacksonville..... | L | 108-114 |
| Dec. 6, 1971 | vs. Stetson..... | W | 90-54 |
| Dec. 7, 1971 | vs. Jacksonville..... | W | 90-83 (champions) |

Gator Bowl Tournament (Jacksonville, Fla.)

| | | | |
|---------------|-----------------------|---|-------|
| Dec. 28, 1951 | vs. Georgia..... | L | 50-59 |
| Dec. 29, 1951 | vs. Clemson..... | L | 56-62 |
| Dec. 30, 1951 | vs. Florida..... | L | 51-61 |
| Dec. 27, 1954 | vs. Florida..... | L | 79-82 |
| Dec. 28, 1954 | vs. Georgia..... | W | 97-87 |
| Dec. 29, 1959 | vs. Jacksonville..... | W | 86-69 |
| Dec. 30, 1959 | vs. Georgia..... | L | 66-69 |
| Dec. 28, 1960 | vs. Georgia..... | L | 56-62 |
| Dec. 26, 1963 | vs. Air Force..... | L | 53-78 |
| Dec. 27, 1963 | vs. Manhattan..... | W | 85-81 |
| Dec. 29, 1969 | vs. Army..... | W | 86-51 |
| Dec. 30, 1969 | vs. Florida..... | W | 88-63 |

Glenn Wilkes Classic (Daytona Beach, Fla.)

| | | | |
|---------------|--------------------------|---|------------|
| Nov. 16, 2007 | vs. UAB..... | W | 78-70 |
| Nov. 17, 2007 | vs. Cleveland State..... | L | 66-69 (OT) |
| Nov. 18, 2007 | vs. USF..... | L | 67-68 |

Global Sports Classic (Las Vegas, Nev.)

| | | | |
|---------------|----------------------------|---|-------|
| Nov. 22, 2008 | vs. Coastal Carolina*..... | W | 82-70 |
| Nov. 24, 2008 | vs. Western Illinois*..... | W | 67-55 |
| Nov. 28, 2008 | vs. Cincinnati..... | W | 58-47 |
| Nov. 29, 2008 | vs. California..... | W | 80-77 |

*Games played in Tallahassee, Fla.

Great Alaska Shootout (Anchorage, Alaska)

| | | | |
|---------------|---------------------------|---|-------|
| Nov. 24, 1989 | vs. Kansas State..... | L | 70-71 |
| Nov. 25, 1989 | vs. Alaska Anchorage..... | W | 75-74 |
| Nov. 26, 1989 | vs. Connecticut..... | L | 60-63 |
| Nov. 23, 2000 | vs. Ohio State..... | L | 65-90 |
| Nov. 24, 2000 | vs. DePaul..... | L | 74-80 |
| Nov. 25, 2000 | vs. Rhode Island..... | W | 86-71 |

IPTAY Tournament (Clemson, S.C.)

| | | | |
|---------------|------------------|---|--------|
| Nov. 26, 1976 | vs. Toledo..... | W | 70-66 |
| Nov. 27, 1977 | vs. Clemson..... | L | 92-108 |

Louisville Holiday Classic (Louisville, Ky.)

| | | | |
|---------------|---------------------|---|-------|
| Dec. 26, 1974 | vs. Purdue..... | W | 69-66 |
| Dec. 27, 1974 | vs. Louisville..... | L | 61-79 |

Marshall Invitational (Marshall, W.V.)

| | | | |
|---------------|--------------------|---|-------|
| Dec. 15, 1972 | vs. Princeton..... | L | 59-61 |
| Dec. 16, 1972 | vs. Baylor..... | W | 85-67 |

Mercer Bear Classic (Macon, Ga.)

| | | | |
|---------------|------------------------------|---|-------|
| Dec. 27, 1973 | vs. Indiana State..... | L | 92-93 |
| Dec. 28, 1973 | vs. Wisconsin-Milwaukee..... | W | 84-82 |

Milwaukee Classic (Milwaukee, Wisc.)

| | | | |
|---------------|--------------------------|---|---------|
| Dec. 15, 1967 | vs. Marquette..... | L | 58-78 |
| Dec. 16, 1967 | vs. Louisiana State..... | W | 130-100 |

Old Dominion Classic (Norfolk, Va.)

| | | | |
|--------------|---------------------------|---|-------|
| Jan. 5, 1979 | vs. Georgia Southern..... | W | 96-83 |
| Jan. 6, 1979 | vs. Old Dominion..... | L | 76-80 |

Old Spice Classic (Lake Buena Vista, Fla.)

| | | | |
|---------------|--------------------|---|-------------------|
| Nov. 26, 2009 | vs. Iona..... | W | 54-49 |
| Nov. 27, 2009 | vs. Alabama..... | W | 60-51 |
| Nov. 29, 2009 | vs. Marquette..... | W | 57-56 (champions) |

Orange Bowl Tournament (Miami, Fla.)

| | | | |
|---------------|------------------------------|---|-------|
| Dec. 28, 1955 | vs. West Virginia..... | L | 69-78 |
| Dec. 29, 1955 | vs. Santa Clara..... | L | 59-61 |
| Dec. 30, 1955 | vs. New York University..... | W | 85-83 |

Pillsbury Classic (Minneapolis, Minn.)

| | | | |
|---------------|--------------------|---|-------|
| Dec. 30, 1977 | vs. Tulane..... | W | 71-56 |
| Dec. 31, 1977 | vs. Minnesota..... | L | 74-88 |

Pittsburgh Holiday Hoops Classic (Pittsburgh, Pa.)

| | | | |
|---------------|------------------------------|---|-------|
| Nov. 24, 2003 | vs. Georgetown College*..... | W | 81-67 |
| Dec. 18, 2003 | vs. Wagner*..... | W | 83-62 |
| Dec. 20, 2003 | vs. Chicago State..... | W | 47-42 |
| Dec. 22, 2003 | vs. Pittsburgh..... | L | 56-63 |

*Games played in Tallahassee, Fla.

Puerto Rico Tip-Off

| | | | |
|---------------|-----------------------|---|------------|
| Nov. 21, 2013 | vs. VCU..... | W | 85-67 |
| Nov. 22, 2013 | vs. Michigan..... | L | 80-82 (OT) |
| Nov. 24, 2013 | vs. Northeastern..... | W | 62-60 |

Preseason NIT

| | | | |
|---------------|-----------------------|---|------------|
| Nov. 18, 1992 | vs. Siena..... | W | 89-80 |
| Nov. 20, 1992 | vs. Iowa State..... | W | 109-86 |
| Nov. 25, 1992 | vs. Indiana..... | L | 78-81 (OT) |
| Nov. 27, 1992 | vs. UCLA..... | L | 83-86 |
| Nov. 17, 1997 | vs. Loyola (Md.)..... | W | 89-72 |
| Nov. 19, 1997 | vs. Utah State..... | W | 66-55 |
| Nov. 26, 1997 | vs. Connecticut..... | W | 67-60 |
| Nov. 28, 1997 | vs. Kansas..... | L | 58-73 |

Rainbow Classic (Honolulu, Hawaii)

| | | | |
|---------------|----------------------------|---|------------|
| Dec. 28, 1998 | vs. Princeton..... | L | 46-50 |
| Dec. 29, 1998 | vs. Mississippi State..... | W | 69-58 |
| Dec. 30, 1998 | vs. Murray State..... | W | 80-76 (OT) |

Red Lobster Classic (Orlando, Fla.)

| | | | |
|---------------|--------------------------|---|-------------|
| Dec. 29, 1986 | vs. Alcorn State..... | W | 84-62 |
| Dec. 28, 1987 | vs. Pittsburgh..... | L | 71-72 |
| Dec. 29, 1987 | vs. Central Florida..... | W | 101-67 |
| Dec. 28, 1988 | vs. Central Florida..... | W | 97-64 |
| Dec. 29, 1988 | vs. Villanova..... | L | 67-68 |
| Dec. 30, 1987 | vs. Tennessee..... | W | 91-90 (OT) |
| | | | (champions) |

Savannah Invitational (Savannah, Ga.)

| | | | |
|---------------|---------------------------|---|-------------------|
| Dec. 27, 1962 | vs. Georgia..... | W | 77-69 |
| Dec. 28, 1962 | vs. Alabama..... | W | 49-48 |
| Dec. 29, 1962 | vs. Georgia Southern..... | W | 79-60 (champions) |

Senior Bowl Tournament (Mobile, Ala.)

| | | | |
|--------------|-------------------------|---|-------------------|
| Jan. 2, 1957 | vs. Morehead State..... | L | 75-97 |
| Jan. 3, 1957 | vs. Furman..... | W | 108-96 |
| Jan. 1, 1958 | vs. The Citadel..... | L | 57-59 |
| Jan. 2, 1958 | vs. Georgia..... | W | 92-80 |
| Jan. 3, 1972 | vs. Denver..... | W | 88-70 |
| Jan. 4, 1972 | vs. Saint Louis..... | W | 63-62 (champions) |

Steel Bowl Tournament (Pittsburgh, Pa.)

| | | | |
|--------------|---------------------|---|-------|
| Dec. 7, 1973 | vs. Clemson..... | W | 65-58 |
| Dec. 8, 1973 | vs. Pittsburgh..... | L | 60-82 |

Sun Bowl Tournament (El Paso, Texas)

| | | | |
|---------------|------------------------------|---|-------|
| Dec. 18, 1970 | vs. Southern California..... | L | 85-94 |
| Dec. 19, 1970 | vs. Miami (Ohio)..... | L | 64-67 |

Tampa Invitational (Tampa, Fla.)

| | | | |
|---------------|----------------------------|---|-------|
| Dec. 20, 1965 | vs. Virginia Military..... | W | 65-64 |
| Dec. 21, 1965 | vs. Auburn..... | L | 58-59 |

Vanderbilt Invitational (Nashville, Tenn.)

| | | | |
|---------------|-------------------------|---|-------|
| Dec. 18, 1964 | vs. Oklahoma State..... | L | 56-60 |
| Dec. 19, 1964 | vs. Baylor..... | W | 82-64 |

Vermont Classic (Burlington, Vt.)

| | | | |
|---------------|------------------|---|-------|
| Dec. 29, 1976 | vs. Army..... | L | 71-72 |
| Dec. 30, 1976 | vs. Vermont..... | W | 76-67 |



POSTSEASON TOURNAMENT HISTORY

POSTSEASON TOURNAMENTS

NCAA APPEARANCES: 14

Overall Record: 15-13 (.536 winning percentage)
 Times To National Championship Game: 1 (1972)
 Times To Final Four: 1 (1972)
 Times To Elite Eight: 1 (1972)
 Times To Sweet 16: 4 (1972, 1992, 1993, 2011)

Overall Appearances

| Year | Florida State Results | FSU Seed |
|------|---------------------------------|----------|
| 1968 | Midwest Regional First Round | n/a |
| 1972 | NCAA National Championship Game | n/a |
| 1978 | Midwest Regional First Round | n/a |
| 1980 | Midwest Regional Second Round | 8 |
| 1988 | West Regional First Round | 12 |
| 1989 | Southeast Regional First Round | 4 |
| 1991 | Southeast Regional Second Round | 7 |
| 1992 | West Regional Semifinals | 3 |
| 1993 | Southeast Regional Finals | 3 |
| 1998 | Midwest Regional Second Round | 12 |
| 2009 | East Regional First Round | 5 |
| 2010 | West Regional First Round | 9 |
| 2011 | Southwest Regional Semifinals | 10 |
| 2012 | East Regional Third Round | 3 |

1968

Midwest Regional First Round

Site: Kent, Ohio Date: March 9, 1968
 East Tennessee State 79, Florida State 69

1972

NATIONAL CHAMPIONSHIP GAME

Midwest Regional First Round

Site: Knoxville, Tenn. Date: March 11, 1972
 Florida State 83, Eastern Kentucky 81

Midwest Regional Semifinals/Finals

Site: Dayton, Ohio Dates: March 16-18, 1972
 Florida State 70, Minnesota 56
 Florida State 73, Kentucky 54

NCAA Semifinals/Finals

Site: Los Angeles, Calif. Dates: March 23-25, 1972
 Florida State 79, North Carolina 75
 UCLA 81, Florida State 76

1978

Midwest Regional First Round

Site: Knoxville, Tenn. Date: March 11, 1978
 Kentucky 85, Florida State 76

1980

Midwest Regional Second Round

Site: Bowling Green, Ken. Dates: March 7-9, 1980
 No. 8 Florida State 94, No. 9 Toledo 91
 No. 1 Kentucky 97, No. 8 Florida State 78

1988

West Regional First Round

Site: Los Angeles, Calif. Date: March 18, 1988
 No. 5 Iowa 102, No. 12 Florida State 98

1989

Southeast Regional First Round

Site: Knoxville, Tenn. Date: March 16, 1989
 No. 13 Middle Tennessee State 97, No. 4 Florida State 83

1991

Southeast Regional Second Round

Site: Louisville, Ken. Date: March 14-16, 1991
 No. 7 Florida State 75, No. 10 Southern California 72
 No. 2 Indiana 82, No. 7 Florida State 60

1992

WEST REGIONAL SEMIFINALS

West Regional First and Second Rounds

Site: Boise, Idaho Dates: March 19-21, 1992
 No. 3 Florida State 78, No. 14 Montana 68
 No. 3 Florida State 78, No. 6 Georgetown 68

West Regional Semifinals

Site: Albuquerque, N.M. Date: March 26, 1992
 No. 2 Indiana 85, No. 3 Florida State 74

1993

SOUTHEAST REGIONAL FINALS

Southeast Regional First and Second Rounds

Site: Orlando, Fla. Date: March 18-20, 1993
 No. 3 Florida State 82, No. 14 Evansville 70
 No. 3 Florida State 94, No. 11 Tulane 63

Southeast Regional Semifinals and Finals

Site: Charlotte, N.C. Date: March 25-27, 1993
 No. 3 Florida State 81, No. 7 Western Kentucky 78 (OT)
 No. 1 Kentucky 106, No. 3 Florida State 81

1998

Midwest Regional Second Round

Site: Oklahoma City, Okla. Dates: March 13-15, 1998
 No. 12 Florida State 96, No. 5 Texas Christian 87
 No. 13 Valparaiso 83, No. 12 Florida State 77 (OT)

2009

East Regional First Round

Site: Boise, Idaho Dates: March 20, 2009
 No. 12 Wisconsin 61, Florida State 59 (OT)

2010

West Regional First Round

Site: Buffalo, N.Y. Dates: March 18, 2010
 No. 8 Gonzaga 67, Florida State 60

2011

SOUTHWEST REGIONAL SEMIFINALS

Southeast Regional Second and Third Rounds

Site: Chicago, Ill. Dates: March 18-20, 2011
 No. 10 Florida State 57, No. 7 Texas A&M 50
 No. 10 Florida State 71, No. 2 Notre Dame 57

Southeast Regional Semifinals

Site: San Antonio, Texas Date: March 25, 2011
 No. 11 VCU 72, Florida State 71 (OT)

2012

EAST REGIONAL THIRD ROUND

East Regional Second and Third Rounds

Site: Nashville, Tenn. Dates: March 16-18, 2012
 No. 3 Florida State 66, No. 14 St. Bonaventure 63
 No. 6 Cincinnati 62, No. 3 Florida State 56

NIT APPEARANCES: 9

Overall Record: 13-9 (.591 winning percentage)

Overall Appearances

| Year | Florida State Results |
|------|---------------------------|
| 1984 | Second Round (1-1) |
| 1987 | Second Round (1-1) |
| 1997 | National Runners-Up (4-1) |
| 2004 | Second Round (1-1) |
| 2006 | Second Round (1-1) |
| 2007 | Quarterfinal Round (2-1) |
| 2008 | First Round (0-1) |
| 2013 | First Round (0-1) |
| 2014 | National Semifinals (3-1) |

1984

First Round

Site: Raleigh, N.C. Date: March 15, 1984
 Florida State 74, NC State 71 (OT)

Second Round

Site: Greensboro, N.C. Date: March 18, 1984
 Pittsburgh 66, Florida State 63

1987

First Round

Site: Tallahassee, Fla. Date: March 12, 1987
 Florida State 107, Rhode Island 92

Second Round

Site: Nashville, Tenn. Date: March 16, 1987
 Vanderbilt 109, Florida State 92

1997

CHAMPIONSHIP FINALS

First Round

Site: Syracuse, N.Y. Date: March 12, 1997
 Florida State 82, Syracuse 67

Second Round

Site: Tallahassee, Fla. Date: March 17, 1997
 Florida State 68, Michigan State 63

Third Round

Site: Morgantown, W.V. Date: March 19, 1997
 Florida State 76, West Virginia 71

Semifinals

Site: New York, N.Y. Date: March 25, 1997
 Florida State 71, Connecticut 65

Championship

Site: New York, N.Y. Date: March 27, 1997
 Michigan 82, Florida State 73

2004

First Round

Site: Wichita, Kan. Date: March 17, 2004
 Florida State 91, Wichita State 84 (2OT)

Second Round

Site: Tallahassee, Fla. Date: March 23, 2004
 Iowa State 62, Florida State 59

2006

First Round

Site: Tallahassee, Fla. Date: March 17, 2006
 Florida State 67, Butler 64

Second Round

Site: Tallahassee, Fla. Date: March 21, 2006
 South Carolina 69, Florida State 68 (OT)

2007

QUARTERFINAL ROUND

First Round

Site: Tallahassee, Fla. Date: March 13, 2007
 Florida State 77, Toledo 61

Second Round

Site: Tallahassee, Fla. Date: March 15, 2007
 Florida State 87, Michigan 66

Quarterfinal Round

Site: Starkville, Miss. Date: March 20, 2007
 Mississippi State 86, Florida State 71

2008

First Round

Site: Tallahassee, Fla. Date: March 18, 2008
 Akron 65, Florida State 60 (OT)

2013

First Round

Site: Tallahassee, Fla. Date: March 19, 2013
 Louisiana Tech 71, Florida State 66

2014

NATIONAL SEMIFINALS

First Round

Site: Tallahassee, Fla. Date: March 18, 2014
 Florida State 58, Florida Gulf Coast 53

Second Round

Site: Tallahassee, Fla. Date: March 24, 2014
 Florida State 101, Georgetown 90

Third Round

Site: Tallahassee, Fla. Date: March 26, 2014
 Florida State 78, Louisiana Tech 75

Semifinals

Site: New York, N.Y. Date: April 1, 2014
 Minnesota 67, Florida State 64 (OT)



POSTSEASON TOURNAMENT HISTORY

CONFERENCE TOURNAMENT HISTORY

ACC RESULTS

1992
Charlotte Coliseum, Charlotte, NC
Florida State 93, NC State 80 (Quarterfinals)
North Carolina 80, Florida State 76 (Semifinals)

1993
Charlotte Coliseum, Charlotte, NC
Clemson 87, Florida State 75 (Quarterfinals)

1994
Charlotte Coliseum, Charlotte, NC
North Carolina 83, Florida State 69 (Quarterfinals)

1995
Greensboro Coliseum, Greensboro, NC
Maryland 71, Florida State 64 (Quarterfinals)

1996
Greensboro Coliseum, Greensboro, NC
NC State 80, Florida State 65 (First Round)

1997
Greensboro Coliseum, Greensboro, NC
Wake Forest 66, Florida State 65 (Quarterfinals)

1998
Greensboro Coliseum, Greensboro, NC
NC State 65, Florida State 63 (First Round)

1999
Charlotte Coliseum, Charlotte, NC
Florida State 87, Clemson 85 (OT)
(First Round)
Maryland 93, Florida State 69
(Quarterfinals)

2000
Charlotte Coliseum, Charlotte, NC
Florida State 63, Georgia Tech 62
(First Round)
Maryland 82, Florida State 61
(Quarterfinals)

2001
Georgia Dome, Atlanta, GA
Clemson 66, Florida State 64
(First Round)

2002
Charlotte Coliseum, Charlotte, NC
Florida State 91, Clemson 84 (OT)
(First Round)
Maryland 85, Florida State 59
(Quarterfinals)

2003
Greensboro Coliseum, Greensboro, NC
Florida State 72, Clemson 61
(First Round)
Wake Forest 69, Florida State 61
(Quarterfinals)

2004
Greensboro Coliseum, Greensboro, NC
NC State 78, Florida State 71
(Quarterfinals)

2005
MCI Center, Washington, D.C.
NC State 70, Florida State 54
(First Round)

2006
Greensboro Coliseum, Greensboro, NC
Wake Forest 78, Florida State 66
(First Round)

2007
St. Pete Times Forum, Tampa, FL
Florida State 67, Clemson 66
(First Round)
North Carolina 73, Florida State 58
(Quarterfinals)

2008
Charlotte Bobcats Arena, Charlotte, NC
Florida State 70, Wake Forest 60
(First Round)
North Carolina 82, Florida State 70
(Quarterfinals)

2009
Georgia Dome, Atlanta, GA
Florida State 64, Georgia Tech 62
(Quarterfinals)
Florida State 73, North Carolina 70
(Semifinals)
Duke 79, Florida State 69
(Champion)

2010
Greensboro Coliseum, Greensboro, N.C.
NC State 58, Florida State 52
(Quarterfinals)

2011
Greensboro Coliseum, Greensboro, N.C.
Virginia Tech 52, Florida State 51
(Quarterfinals)

2012
Philips Arena, Atlanta, GA
Florida State 82, Miami 71
(First Round)
Florida State 62, Duke 59
(Semifinals)
Florida State 85, North Carolina 82
(Champion)

2013
Greensboro Coliseum, Greensboro, N.C.
Florida State 73, Clemson 69
(First Round)
North Carolina 83, Florida State 62
(Quarterfinals)

2014
Greensboro Coliseum, Greensboro, N.C.
Florida State 67, Maryland 65
(First Round)
Virginia 64, Florida State 51
(Quarterfinals)

2011-12
East Third Round

METRO RESULTS

1977
Mid-South Coliseum, Memphis, TN
Georgia Tech 72, Florida State 67
(First Round)

1978
Riverfront Coliseum, Cincinnati, OH
Florida State 71, Georgia Tech 69
(Semifinals)
Louisville 94, Florida State 93
(Championship)

1979
Mid-South Coliseum, Memphis, TN
Florida State 101, Tulane 92
(First Round)
Florida State 35, Memphis State 34
(Semifinals)
Virginia Tech 68, Florida State 60
(Championship)

1980
Freedom Hall, Louisville, KY
Florida State 85, Tulane 73
(First Round)
Florida State 79, Cincinnati 69
(Semifinals)
Louisville 81, Florida State 72
(Championship)

1981
Freedom Hall, Louisville, KY
Florida State 84, St. Louis 77
(First Round)
Cincinnati 58, Florida State 57
(Semifinals)

1982
Mid-South Coliseum, Memphis, TN
Florida State 54, Tulane 49
(First Round)
Louisville 97, Florida State 73
(Semifinals)

1983
Riverfront Coliseum, Cincinnati, OH
Memphis State 84, Florida State 74
(Semifinals)

1984
Mid-South Coliseum, Memphis, TN
Florida State 72, South Carolina 65
(First Round)

Memphis State 65, Florida State 63
(Semifinals)

1985
Freedom Hall, Louisville, KY
Florida State 97, Virginia Tech 93
(First Round)
Florida State 75, Cincinnati 65
(Semifinals)
Memphis State 90, Florida State 86 (OT)
(Championship)

1986
Freedom Hall, Louisville, KY
Florida State 77, Virginia Tech 76
(First Round)
Memphis State 73, Florida State 71
(Semifinals)

1987
Freedom Hall, Louisville, KY
South Carolina 86, Florida State 85
(First Round)

1988
Mid-South Coliseum, Memphis, TN
Florida State 84, Cincinnati 74
(First Round)
Memphis State 81, Florida State 74
(Semifinals)

1989
Carolina Coliseum, Columbia, SC
Florida State 80, South Carolina 63
(Semifinals)
Louisville 87, Florida State 80
(Championship)

1990
Gulf Coast Coliseum, Biloxi, MS
Cincinnati 65, Florida State 64 (OT)
(First Round)

1991
Roanoke Civic Center, Roanoke, VA
Florida State 65, South Carolina 55
(First Round)
Florida State 91, Virginia Tech 71
(Semifinals)
Florida State 76, Louisville 69
(Champion)

NCAA TOURNAMENT HISTORY

| YEAR | REGIONAL | OPPONENT | W/L | SCORE | SEED |
|---------|--------------------------|----------------------------|-----|------------|--------|
| 1967-68 | Midwest First Round | East Tennessee State | L | 69-79 | — |
| 1971-72 | Midwest First Round | Eastern Kentucky | W | 83-81 | — |
| | Midwest Regional Series | Minnesota | W | 70-56 | — |
| | Midwest Regional Final | Kentucky | W | 73-54 | — |
| | Final Four | North Carolina | W | 79-75 | — |
| | National Championship | UCLA | L | 76-81 | — |
| 1977-78 | Midwest First Round | Kentucky | L | 76-85 | — |
| 1979-80 | Midwest First Round | No. 9 Toledo | W | 94-91 | No. 8 |
| | Midwest Second Round | No. 1 Kentucky | L | 78-97 | — |
| | West First Round | No. 5 Iowa | L | 98-102 | No. 12 |
| 1987-88 | Southeast First Round | No. 13 Middle Tenn. State | L | 83-97 | No. 4 |
| 1988-89 | Midwest First Round | No. 10 Southern California | W | 75-72 | No. 7 |
| 1990-91 | Midwest Second Round | No. 2 Indiana | L | 60-82 | — |
| 1991-92 | West First Round | No. 14 Montana | W | 78-68 | No. 3 |
| | West Second Round | No. 6 Georgetown | W | 78-68 | — |
| | West Regional Series | No. 2 Indiana | L | 74-85 | — |
| 1992-93 | Southeast First Round | No. 14 Evansville | W | 82-70 | No. 3 |
| | Southeast Second Round | No. 11 Tulane | W | 94-63 | — |
| | Southeast Regional Semis | No. 7 W. Kentucky | W | 81-78 | — |
| | Southeast Regional Final | No. 1 Kentucky | L | 81-106 | — |
| 1997-98 | Midwest First Round | No. 5 Texas Christian | W | 96-87 | No. 12 |
| | Midwest Second Round | No. 13 Valparaiso | L | 77-83 (OT) | — |
| | East First Round | No. 12 Wisconsin | L | 59-61 (OT) | No. 5 |
| 2008-09 | West First Round | No. 8 Gonzaga | L | 60-67 | No. 9 |
| 2009-10 | West First Round | No. 7 Texas A&M | W | 57-50 | — |
| 2010-11 | Southeast Semifinals | No. 2 Notre Dame | W | 71-57 | — |
| | | No. 11 VCU | L | 71-72 (OT) | — |
| | | No. 14 St. Bonaventure | W | 66-63 | No. 3 |
| 2011-12 | East Third Round | No. 6 Cincinnati | L | 56-62 | — |



NCAA TOURNAMENT HISTORY



Dave Cowens helped Florida State to its first berth in the NCAA Tournament.



Florida State played in the 1972 NCAA National Championship game against UCLA.

1967-68: DAVE COWENS AND FLORIDA STATE MAKE THEIR FIRST APPEARANCE IN THE TOURNAMENT

Led by sophomore Dave Cowens, Florida State made its first NCAA Tournament appearance during the 1967-68 season. The Seminoles finished the year with a 19-8 record after a 79-69 loss to East Tennessee State in the first round of the Mideast Regional. Cowens had an outstanding season averaging 18.8 points and 17.0 rebounds per game while hitting 53.8 percent (206-of-383) from the floor. Junior Jeff Hogan (15.8 ppg) and sophomore Jan Gies (12.7 ppg) also averaged in double figures for head coach Hugh Durham's second FSU team.

1971-72: THE UPSTART SEMINOLES SHOCK THE COLLEGE BASKETBALL WORLD

Entering the 1971-72 season, Florida State head coach Hugh Durham had one primary goal for his players. Said Durham prior to the season, "I want to get our players to play to their potential. If they do that, the wins will take care of themselves." By any standard, Durham succeeded. That season, Florida State fielded its most successful team in school history, winning a program-record 27 games against just six losses. The season culminated with an NCAA Mideast Regional Championship, a trip to the Final Four and a date with five-time defending national champion UCLA and legendary coach John Wooden in the national championship game. Along the way to the title game, Florida State knocked off perennial powers Minnesota, Kentucky and North Carolina. In the championship game, FSU fell just five points short of a national championship, going down 81-76 to the Bruins.

1977-78: COACH HUGH DURHAM TAKES HIS FINAL SEMINOLE TEAM BACK TO THE TOURNAMENT

Florida State found its way back to the NCAA Tournament in head coach Hugh Durham's final season at FSU, 1977-78. The Seminoles rolled through the Metro Conference to win the league's regular season title with an 11-1 record before falling in the conference tournament title game to Louisville 94-93. FSU's season ended in the NCAA Mideast



George McCloud helped Florida State reach the 1988 NCAA Tournament with an 18.2 PPG average for the season.

Regional when it lost to eventual national champion Kentucky 85-76. Harry Davis capped his Seminole career by leading Florida State in scoring (19.5 ppg) and rebounding (7.4 rpg).

1979-80: COACH JOE WILLIAMS TAKES THE SEMINOLES BACK TO THE TOURNAMENT IN HIS SECOND YEAR

The trio of guard Mickey Dillard, forward Murray Brown and center Elvis Rolle helped Florida State to its second postseason appearance in three seasons with its trip to the 1980 NCAA Tournament. The Seminoles posted a 22-9 record and finished as Metro Conference runners-up. FSU beat Toledo 94-91 in the first round of the NCAA Mideast Regional for its first postseason win in eight years before being eliminated by Kentucky. Dillard led Florida State with a 20.4 points per game scoring average while Brown (18.6) and Rolle (15.3) also averaged in double figures for head coach Joe Williams' club.


1987-88: COACH PAT KENNEDY'S CINDERELLA SEMINOLES RETURN TO THE NCAA SHOW AFTER SEVEN YEARS

Head coach Pat Kennedy's second team at Florida State returned to the NCAA Tournament after a seven-year absence. The Seminoles' Cinderella season began with low expectations as the Tribe had been picked to finish near the basement of the Metro Conference standings. But two personnel decisions turned the season into a satisfying one for Seminole fans. The first was to move a previously overweight, seldom-used forward to point guard and the other was to offer a scholarship to a junior college transfer whose left leg was shorter than his right. The twosome – George McCloud (point guard) and Tony Dawson (junior college transfer) – transformed FSU into an NCAA Tournament club that earned the 12th seed in the West Regional before falling to Iowa 102-98 in the first round. McCloud (18.2 ppg) and Dawson (17.9 ppg) both averaged more than 17 points per game for the 19-11 Seminoles.

1988-89: FSU RETURNS TO THE TOURNAMENT FOR THE SECOND YEAR IN A ROW

Florida State used the 1988-89 season to serve as a national coming-out party. The Seminoles topped one outstanding season with another, making the NCAA Tournament in consecutive seasons for the first time in school history. FSU, which returned four starters from the previous year, opened the season by winning 16 of its first 17 games, the best start in school history, and rose to as high as No. 8 in the national polls. The Seminoles also won the Metro Conference regular season crown, earned the fourth seed in the NCAA Southeast Regional and finished with a 22-8 record. George McCloud (22.8 ppg) and Tony Dawson (21.0 ppg) again led FSU by both averaging at least 21.0 points per game.

Rodney Dobard helped Florida State win six NCAA Tournament games in three different seasons.



NCAA TOURNAMENT HISTORY

1990-91: CHARLIE WARD MAKES THE DIFFERENCE, AS SEMINOLES ADVANCE TO SECOND ROUND

After a one-year absence, Florida State returned to the NCAA Tournament in 1990-91. Heading into the season, most experts thought that it would be head coach Pat Kennedy's most challenging since coming to Tallahassee. The Seminoles struggled early in the season and opened the year just 5-5. But in game 11 head coach Pat Kennedy inserted Charlie Ward in the starting lineup at point guard and FSU began to surge. Florida State won 12 of its final 17 games and rolled through the Metro Conference Tournament in three games to claim its first tournament title in its final season in the league. The Seminoles were the seventh seed in the NCAA Tournament's Midwest Regional and defeated USC in the first round 75-72, for FSU's first tournament win since 1980. Florida State's season would end with a 21-11 record after a second-round loss to Indiana.

1991-92: ANOTHER SEMINOLE CINDERELLA SQUAD MAKES THE SWEET 16

Not many college basketball experts predicted that Florida State's first game and season in the Atlantic Coast Conference would be so successful. The Seminoles' first game turned out to be one of the greatest wins in school history and the season was one of the finest in program annals. FSU's ACC opener at North Carolina would provide a glimpse of what was to follow that season. Playing without star forward Doug Edwards and with just one senior on the roster, the Seminoles went into the Dean Smith Center and stunned the fifth-ranked Tar Heels 86-74 before more than 19,000. Florida State rolled on to a 22-10 record, an 11-5 conference record and second-place finish, and an appearance in the NCAA Tournament's Sweet 16. Seeded third in the West Regional, FSU defeated Montana and Georgetown before giving Indiana everything it could handle in defeat.

1992-93: ANOTHER STEP UP THE LADDER: THE ELITE EIGHT

One year after advancing to the Sweet 16 of the NCAA Tournament, the 1992-93 Seminoles did their predecessor one better – a trip to the Elite Eight. The second-most successful season in Florida State basketball history ended just 40 minutes shy of the Final Four with a loss to Kentucky in the Southeast Regional Championship Game. Led by the quintet of Sam Cassell, Rodney Dobard, Doug Edwards, Bob Sura and Charlie Ward, the Seminoles went 25-10, including a 12-4 mark in the ACC. Florida State's 25 wins were the second most in school history.

1997-98: COACH STEVE ROBINSON TAKES THE SEMINOLES BACK TO THE BIG SHOW

Steve Robinson's first season as the Seminoles' head coach was a successful one as he took his team back to the NCAA Tournament. Florida State opened the season by winning 12 of its first 14 games, including an 84-79 win over defending national champion

Arizona in Tallahassee. After a late season stumble, FSU picked itself back up in the first round of the NCAA Tournament's Midwest Regional. The Seminoles, seeded 12th, played one of their best games of the year in beating No. 5 Texas Christian 96-87. Florida State's season would end in the second round with a heart-breaking 83-77 overtime loss to Valparaiso and an 18-14 record.

2008-09: LEONARD HAMILTON RETURNS SEMINOLES TO NCAA TOURNAMENT

Leonard Hamilton, who was named the 2009 National Coach of the Year by Basketball Times and the ACC Coach of the Year by the Atlantic Coast Sports Media Association, guided the Florida State men's basketball team to one of the most successful seasons in school history in 2009. The Seminoles finished the season with a 25-10 record, a No. 5 seed in the NCAA Tournament and the first ACC Championship game appearance in school history. The Seminoles defeated four ranked teams including No. 1 North Carolina in the semifinals of the ACC Tournament during the season. The Seminoles faced No. 12 seed Wisconsin in a dreaded five-12 game and lost in the first round to the Badgers, 61-59 in overtime in Boise, Idaho.

2010-11: SEMINOLES WIN THEIR WAY BACK TO THE SWEET SIXTEEN

With victories over No. 2 seeded and No. 5 ranked Notre Dame and No. 7 seeded and No. 20 ranked Texas A&M, the Seminoles advanced to the Sweet 16 of the NCAA Tournament for the fourth time in school history and the first time since 1993. It marked the second time in school history that Florida State had defeated two ranked teams in the same NCAA Tournament. With four victories over ranked teams during the season – including No. 1 Duke – the Seminoles finished the season with a 23-11 overall record and an 11-5 mark in the ACC. Florida State was the best defensive team in the nation for the second consecutive season as it led the nation in field goal percentage defense and ranked fifth nationally in blocked shots. The Seminoles defeated Texas A&M and Notre Dame in the second and third rounds of the NCAA Tournament before falling to VCU in the Southeast Regional semifinals.

2011-12: SEMINOLES REACH NCAA TOURNEY FOR FOURTH STRAIGHT SEASON

Coach Leonard Hamilton's Seminoles reached the NCAA Tournament for the fourth straight year in 2012. Florida State earned the third seed in the NCAA Tournament's East Regional, after capturing the first ACC Tournament Championship in school history by defeating Miami, Duke and North Carolina in Atlanta, Georgia. The win over the Tar Heels was the second of the year for Florida State versus UNC, as FSU also handed the third-ranked Tar Heels a 90-57 destruction in Tallahassee on January 14, 2012. The third-seeded Seminoles opened NCAA play with a win over No. 14 seeded St. Bonaventure. Two days later, Florida State was upset by the No. 6 seeded Cincinnati Bearcats.



Tony Dawson led Florida State to the NCAA Tournament in both 1988 and 1989.



Bob Sura, Florida State's all-time leading scorer, played in the 1992 and 1993 NCAA Tournaments.



Leonard Hamilton led FSU to a No. 5 seed in the 2009 NCAA Tournament and a No. 3 seed in the 2012 NCAA Tournament.



Florida State advanced to the Sweet 16 of the 2011 NCAA Tournament.



FLORIDA STATE[®]

SERIES RECORDS

SERIES RECORDS – GAME-BY-GAME

| | | | |
|----------------------------------------------|---|---|--------|
| Dec. 4, 2001 | H | W | 78-62 |
| Dec. 15, 2004 | H | W | 56-47 |
| Boston College (6-5) | | | |
| H-4-1; A-2-4; N-0-0 | | | |
| Jan. 14, 2006 | A | L | 87-90 |
| Jan. 23, 2007 | A | L | 82-85 |
| Feb. 11, 2007 | H | L | 67-68 |
| Feb. 23, 2008 | H | W | 66-63 |
| Feb. 24, 2009 | A | L | 67-72 |
| Jan. 30, 2010 | A | W | 61-57 |
| Feb. 14, 2010 | H | W | 62-47 |
| Jan. 22, 2011 | H | W | 67-51 |
| Feb. 8, 2012 | A | L | 60-64 |
| Feb. 16, 2013 | H | W | 69-66 |
| March 4, 2014 | A | w | 74-70 |
| Boston University (1-2) | | | |
| H-0-0; A-0-1; N-1-1 | | | |
| Dec. 20, 1955 | N | W | 86-52 |
| Dec. 28, 2002 | N | L | 69-84 |
| Feb. 24, 2009 | A | L | 67-72 |
| Bowling Green (1-0) | | | |
| H-0-0; A-0-0; N-1-0 | | | |
| Dec. 17, 2005 | N | W | 71-60 |
| Bradley (0-1) | | | |
| H-0-0; A-0-1; N-0-0 | | | |
| Dec. 8, 1956 | A | L | 66-90 |
| Brigham Young (1-1) | | | |
| H-0-0; A-0-0; N-1-1 | | | |
| Dec. 29, 1972 | N | L | 77-80 |
| Nov. 16, 2012 | N | W | 88-70 |
| Bucknell (1-0) | | | |
| H-1-0; A-0-0; N-0-0 | | | |
| Nov. 28, 1987 | H | W | 87-58 |
| Buffalo (1-0) | | | |
| H-1-0; A-0-0; N-0-0 | | | |
| Nov. 12, 2012 | H | W | 95-68 |
| Butler (2-3) | | | |
| H-2-0; A-0-1; N-0-2 | | | |
| Dec. 30, 1996 | H | W | 87-68 |
| Dec. 23, 1998 | A | L | 65-77 |
| March 17, 2006 | H | W | 67-63 |
| Dec. 15, 2007 | N | L | 68-79 |
| Dec. 23, 2010 | N | L | 64-67 |
| California (1-0) | | | |
| H-0-0; A-0-0; N-1-0 | | | |
| Nov. 29, 2008 | N | W | 80-77 |
| California (Pa.) (1-0) | | | |
| H-0-0; A-0-0; N-1-0 | | | |
| Jan. 9, 1986 | H | W | 113-75 |
| California-Irvine (1-0) | | | |
| H-1-0; A-0-0; N-0-0 | | | |
| Jan. 30, 1971 | H | W | 82-69 |
| California-Santa Barbara (1-0) | | | |
| H-1-0; A-0-0; N-0-0 | | | |
| Jan. 18, 1965 | H | W | 62-61 |
| California State-Bakersfield (1-0) | | | |
| H-1-0; A-0-0; N-0-0 | | | |
| Dec. 18, 1974 | H | W | 96-66 |
| Campbell (2-0) | | | |
| H-2-0; A-0-0; N-0-0 | | | |
| Dec. 29, 2001 | H | W | 93-47 |
| Dec. 22, 2005 | H | W | 108-73 |
| Canisius (1-1) | | | |
| H-1-0; A-0-1; N-0-0 | | | |
| Feb. 6, 1974 | H | W | 91-74 |
| Jan. 25, 1975 | A | L | 75-81 |
| Centenary (2-3) | | | |
| H-2-0; A-0-3; N-0-0 | | | |
| March 1, 1957 | A | L | 74-92 |
| Feb. 2, 1959 | A | L | 63-87 |
| Jan. 7, 1960 | H | W | 81-71 |
| Feb. 11, 1963 | H | W | 82-68 |
| Feb. 8, 1964 | A | L | 72-79 |
| Central Connecticut State (1-0) | | | |
| (Formerly known as Connecticut St. Teachers) | | | |
| H-1-0; A-0-0; N-0-0 | | | |
| Dec. 14, 1950 | H | W | 76-68 |
| Central Florida (10-0) | | | |
| H-7-0; A-1-0; N-2-0 | | | |
| Nov. 28, 1980 | H | W | 57-41 |
| Nov. 26, 1983 | H | W | 95-56 |

| | | | |
|--------------------------------------|---|---|--------|
| Jan. 6, 1986 | H | W | 76-58 |
| Jan. 26, 1987 | H | W | 76-57 |
| Dec. 29, 1987 | N | W | 101-67 |
| Jan. 28, 1988 | H | W | 93-69 |
| Nov. 25, 1989 | H | W | 133-79 |
| Dec. 28, 1989 | N | W | 97-64 |
| Nov. 14, 2011 | H | W | 73-50 |
| Nov. 13, 2013 | A | W | 80-68 |
| Central Methodist (Mo.) (0-2) | | | |
| H-0-1; A-0-1; N-0-0 | | | |
| Dec. 19, 1949 | A | L | 50-62 |
| Dec. 15, 1952 | H | L | 59-62 |
| Charleston (3-0) | | | |
| H-2-0; A-1-0; N-0-0 | | | |
| Dec. 15, 1949 | H | W | 72-37 |
| Dec. 9, 1950 | A | W | 74-54 |
| Dec. 18, 2007 | H | W | 66-61 |
| Charleston Southern (7-0) | | | |
| (Formerly known as Baptist College) | | | |
| H-7-0; A-0-0; N-0-0 | | | |
| Jan. 14, 1976 | H | W | 107-54 |
| Feb. 5, 1977 | H | W | 139-72 |
| Jan. 10, 1981 | H | W | 87-60 |
| Jan. 18, 1984 | H | W | 92-75 |
| Dec. 18, 2008 | H | W | 71-48 |
| Dec. 5, 2011 | H | W | 76-51 |
| Dec. 30, 2013 | H | W | 67-59 |
| Chicago State (1-0) | | | |
| H-0-0; A-0-0; N-1-0 | | | |
| Dec. 20, 2003 | N | W | 47-42 |
| Cincinnati (22-16) | | | |
| H-12-3; A-6-10; N-4-3 | | | |
| March 4, 1972 | A | L | 64-88 |
| Jan. 13, 1973 | H | W | 78-74 |
| Feb. 10, 1973 | A | L | 62-89 |
| Dec. 27, 1977 | A | L | 75-77 |
| Jan. 17, 1978 | H | W | 76-66 |
| Jan. 27, 1979 | A | W | 80-77 |
| Feb. 17, 1979 | H | W | 76-71 |
| Feb. 2, 1980 | A | W | 54-52 |
| Feb. 9, 1980 | H | W | 77-74 |
| Feb. 29, 1980 | N | W | 79-69 |
| Jan. 5, 1981 | A | W | 79-77 |
| Feb. 14, 1981 | H | L | 79-80 |
| March 6, 1981 | N | L | 57-58 |
| Feb. 20, 1982 | A | L | 83-84 |
| Feb. 27, 1982 | H | L | 71-73 |
| Jan. 22, 1983 | H | W | 86-78 |
| Feb. 5, 1983 | A | L | 48-63 |
| Jan. 14, 1984 | H | W | 71-57 |
| Feb. 29, 1984 | A | W | 85-64 |
| Jan. 2, 1985 | A | L | 63-62 |
| Feb. 27, 1985 | H | W | 86-80 |
| March 8, 1985 | N | W | 76-65 |
| Jan. 11, 1986 | H | W | 76-73 |
| Feb. 15, 1986 | A | L | 72-78 |
| Jan. 17, 1987 | A | L | 67-69 |
| Feb. 2, 1987 | H | W | 77-75 |
| Jan. 23, 1988 | A | W | 74-71 |
| Feb. 6, 1988 | H | W | 101-68 |
| March 11, 1988 | N | W | 84-74 |
| Jan. 21, 1989 | H | W | 95-80 |
| Feb. 4, 1989 | A | W | 66-65 |
| Jan. 11, 1990 | H | L | 69-72 |
| Feb. 8, 1990 | A | L | 62-82 |
| March 8, 1990 | N | L | 64-65 |
| Jan. 10, 1991 | H | W | 72-67 |
| Feb. 7, 1991 | A | L | 67-76 |
| Nov. 28, 2008 | N | W | 58-42 |
| March 18, 2012 | N | L | 56-62 |
| The Citadel (5-4) | | | |
| H-3-1; A-2-2; N-0-1 | | | |
| Jan. 1, 1958 | N | L | 57-59 |
| Jan. 5, 1960 | H | L | 74-76 |
| Feb. 15, 1960 | A | L | 60-100 |
| Feb. 6, 1961 | H | W | 83-77 |
| Feb. 18, 1961 | A | L | 66-79 |
| Dec. 19, 1966 | A | W | 83-67 |
| Jan. 2, 1968 | A | W | 96-75 |
| Feb. 7, 1968 | H | W | 93-50 |
| Dec. 30, 1999 | H | W | 77-51 |
| Clemson (35-29) | | | |
| H-19-8; A-10-18; N-6-3 | | | |
| Dec. 28, 1951 | N | L | 56-62 |
| Dec. 19, 1955 | N | L | 76-94 |
| Dec. 18, 1959 | A | L | 64-68 |
| Dec. 12, 1960 | H | W | 74-57 |
| Dec. 19, 1960 | A | W | 65-64 |
| Dec. 14, 1961 | H | L | 77-82 |
| Jan. 8, 1962 | A | L | 69-75 |
| Feb. 7, 1969 | A | W | 70-67 |
| Jan. 22, 1970 | H | W | 122-80 |

| | | | |
|-------------------------------|---|---|-------------|
| Dec. 7, 1973 | N | W | 65-58 |
| Nov. 27, 1976 | A | L | 92-108 |
| Feb. 8, 1992 | H | W | 102-90 |
| Feb. 18, 1992 | A | L | 67-68 |
| Jan. 20, 1993 | A | W | 89-71 |
| Feb. 20, 1993 | H | W | 102-92 |
| March 12, 1993 | N | L | 75-87 |
| Jan. 19, 1994 | H | W | 60-57 |
| Feb. 19, 1994 | A | W | 79-71 |
| Jan. 18, 1995 | A | W | 67-66 |
| Feb. 18, 1995 | H | W | 62-57 |
| Jan. 17, 1996 | H | W | 75-62 |
| Feb. 17, 1996 | A | L | 59-67 |
| Jan. 11, 1997 | H | L | 70-76 |
| Feb. 23, 1997 | A | W | 67-65 |
| Jan. 13, 1998 | A | L | 65-86 |
| Feb. 15, 1998 | H | L | 49-78 |
| Feb. 12, 1999 | H | W | 70-64 |
| Feb. 14, 1999 | A | L | 45-78 |
| March 4, 1999 | N | W | (OT) 87-85 |
| Jan. 12, 2000 | H | W | 60-57 |
| Feb. 12, 2000 | A | L | 84-58 |
| Jan. 31, 2001 | H | W | (OT) 88-84 |
| March 3, 2001 | A | W | 75-63 |
| March 8, 2001 | H | L | 64-66 |
| Jan. 24, 2002 | H | W | 68-63 |
| Feb. 23, 2002 | A | L | 78-87 |
| March 7, 2002 | N | W | (OT) 91-84 |
| Jan. 21, 2003 | H | W | 60-59 |
| Feb. 22, 2003 | A | L | 60-74 |
| March 13, 2003 | N | W | 72-61 |
| Jan. 13, 2004 | A | L | 48-53 |
| Feb. 14, 2004 | H | W | 65-52 |
| Jan. 12, 2005 | H | L | 54-56 |
| Feb. 27, 2005 | A | L | 74-83 |
| Jan. 4, 2006 | A | L | 55-61 |
| Feb. 1, 2006 | H | W | 69-59 |
| Jan. 3, 2007 | H | L | 66-68 |
| Feb. 7, 2007 | A | L | 58-71 |
| March 8, 2007 | N | W | 67-66 |
| Jan. 12, 2008 | A | W | (2OT) 97-85 |
| Feb. 19, 2008 | H | W | 64-55 |
| Feb. 7, 2009 | A | W | 65-61 |
| Feb. 28, 2009 | H | W | 73-66 |
| Feb. 10, 2010 | A | L | 67-77 |
| Feb. 28, 2010 | H | L | 50-53 |
| Dec. 12, 2010 | H | W | 75-69 |
| Jan. 29, 2011 | A | L | 44-62 |
| Jan. 7, 2012 | A | L | 59-79 |
| March 4, 2012 | H | W | 80-72 |
| Jan. 5, 2013 | A | W | 74-66 |
| Jan. 24, 2013 | H | W | 60-57 |
| March 14, 2013 | N | W | 73-69 |
| Jan. 9, 2014 | A | W | 56-41 |
| Feb. 1, 2014 | H | L | 53-49 |
| Cleveland State (2-2) | | | |
| H-2-0; A-0-1; N-0-1 | | | |
| Feb. 18, 1980 | H | W | 86-83 |
| Dec. 19, 2000 | A | L | (2OT) 85-87 |
| Dec. 19, 2001 | H | W | 76-63 |
| Nov. 17, 2007 | N | L | (OT) 66-69 |
| Coastal Carolina (2-0) | | | |
| H-2-0; A-0-0; N-0-0 | | | |
| Dec. 21, 2006 | H | W | 78-65 |
| Nov. 22, 2008 | H | W | 82-70 |
| Colorado State (1-0) | | | |
| H-0-0; A-0-0; N-1-0 | | | |
| Dec. 28, 1975 | N | W | 84-54 |
| Connecticut (4-3) | | | |
| H-1-1; A-1-0; N-2-2 | | | |
| Jan. 6, 1973 | H | W | 91-55 |
| Nov. 26, 1989 | N | L | 60-63 |
| Feb. 6, 1993 | A | W | 86-74 |
| Dec. 12, 1995 | H | L | 61-79 |
| March 25, 1997 | N | W | (OT) 71-65 |
| Nov. 26, 1997 | N | W | 67-60 |
| Nov. 26, 2011 | N | L | (OT) 76-78 |
| Creighton (0-1) | | | |
| H-0-0; A-0-0; N-0-1 | | | |
| Dec. 29, 1964 | N | L | 77-85 |
| Culver-Stockton (0-1) | | | |
| H-0-1; A-0-0; N-0-0 | | | |
| Dec. 8, 1951 | H | L | 56-59 |
| Davidson (1-0) | | | |
| H-0-0; A-0-0; N-1-0 | | | |
| Dec. 30, 2002 | N | W | 82-66 |
| Dayton (3-3) | | | |
| H-1-0; A-2-3; N-0-0 | | | |
| Feb. 15, 1969 | H | W | 79-71 |
| Feb. 7, 1970 | A | W | 82-76 |
| March 6, 1976 | A | L | 81-95 |

| | | | |
|-----------------------------|---|---|------------|
| Feb. 18, 1977 | A | W | 76-71 |
| Dec. 22, 1978 | A | L | 80-97 |
| Dec. 30, 1981 | A | L | 79-93 |
| Denver (1-0) | | | |
| H-0-0; A-0-0; N-1-0 | | | |
| Jan. 3, 1972 | N | W | 88-70 |
| DePaul (2-3) | | | |
| H-0-0; A-1-0; N-1-3 | | | |
| Dec. 28, 1964 | N | L | 44-52 |
| Feb. 23, 1992 | N | L | 75-85 |
| Dec. 9, 1995 | N | W | 85-80 |
| Dec. 31, 1997 | A | W | 66-55 |
| Nov. 24, 2000 | N | L | 74-80 |
| Detroit Mercy (1-0) | | | |
| (Formerly known as Detroit) | | | |
| H-1-0; A-0-0; N-0-0 | | | |
| Dec. 29, 1994 | H | W | 84-83 |
| Drury (0-1) | | | |
| H-0-0; A-0-1; N-0-0 | | | |
| Dec. 20, 1949 | A | L | 52-59 |
| Duke (9-33) | | | |
| H-6-14; A-2-18; N-1-1 | | | |
| Jan. 3, 1954 | A | L | 75-97 |
| Jan. 6, 1992 | A | L | 70-86 |
| Jan. 30, 1992 | H | L | 62-75 |
| Jan. 24, 1993 | H | W | (OT) 89-88 |
| Feb. 24, 1993 | A | L | 75-98 |
| Jan. 22, 1994 | A | L | 79-106 |
| Feb. 23, 1994 | H | L | 72-84 |
| Jan. 21, 1995 | H | W | 78-75 |
| Feb. 22, 1995 | A | L | 67-72 |
| Jan. 20, 1996 | A | L | 65-85 |
| Feb. 22, 1996 | H | L | 87-93 |
| Dec. 5, 1996 | A | L | (OT) 66-72 |
| Feb. 15, 1997 | H | L | 79-89 |
| Jan. 10, 1998 | H | L | 63-75 |
| Feb. 10, 1998 | A | L | 72-86 |
| Jan. 16, 1999 | A | L | 75-98 |
| Feb. 17, 1999 | H | L | 59-85 |
| Jan. 16, 2000 | H | L | 54-85 |
| Feb. 16, 2000 | A | L | 68-101 |
| Jan. 4, 2001 | H | L | 72-99 |
| Feb. 4, 2001 | A | L | 58-100 |
| Jan. 6, 2002 | H | W | 77-76 |
| Feb. 7, 2002 | A | L | 49-80 |
| Feb. 2, 2003 | H | W | 75-70 |
| March 6, 2003 | A | L | 56-72 |
| Jan. 29, 2004 | A | L | 49-56 |
| Feb. 29, 2004 | H | L | 65-70 |
| Jan. 22, 2005 | H | L | 56-88 |
| Feb. 4, 2006 | A | L | (OT) 96-97 |
| March 1, 2006 | H | W | 79-76 |
| Feb. 4, 2007 | A | W | 68-67 |
| Jan. 16, 2008 | H | L | 57-70 |
| Jan. 10, 2009 | H | L | 58-66 |
| March 3, 2009 | A | L | 81-84 |
| March 15, 2009 | N | | |

FLORIDA STATE®

SERIES RECORDS

SERIES RECORDS – GAME-BY-GAME

Eckerd (1-0)
H-1-0; A-0-0; N-0-0

| | | | |
|--------------------|---|---|--------|
| Nov. 27, 1978..... | H | W | 116-71 |
|--------------------|---|---|--------|

Elon (1-0)
H-1-0; A-0-0; N-0-0

| | | | |
|--------------------|---|---|-------|
| Nov. 23, 2001..... | H | W | 89-59 |
|--------------------|---|---|-------|

Erskine (1-1)
H-1-0; A-0-1; N-0-0

| | | | |
|--------------------|---|---|-------|
| Feb. 5, 1948..... | A | L | 45-47 |
| Feb. 28, 1948..... | H | W | 49-48 |

Evansville (1-1)
H-0-0; A-0-1; N-1-0

| | | | |
|---------------------|---|---|-------|
| Dec. 30, 1967..... | A | L | 67-76 |
| March 18, 1993..... | N | W | 82-70 |

Fairleigh Dickinson (3-0)
H-3-0; A-0-0; N-0-0

| | | | |
|--------------------|---|---|-------|
| Feb. 26, 1974..... | H | W | 86-58 |
| Jan. 11, 1978..... | H | W | 85-43 |
| Dec. 6, 2003..... | H | W | 83-46 |

Florida (22-43)
H-9-16; A-7-20; N-7-6

| | | | |
|--------------------|---|---|--------------|
| Dec. 29, 1951..... | N | L | 51-61 |
| Dec. 27, 1954..... | N | L | 79-82 |
| Dec. 10, 1956..... | N | L | 65-67 |
| Dec. 11, 1957..... | A | L | 70-71 |
| Dec. 13, 1958..... | H | W | 82-60 |
| Dec. 5, 1959..... | A | L | 71-81 |
| Dec. 14, 1960..... | H | L | 67-74 |
| Feb. 22, 1961..... | A | L | 74-75 |
| Dec. 7, 1961..... | A | W | 85-71 |
| Feb. 21, 1962..... | A | W | 79-56 |
| Dec. 6, 1962..... | H | L | 59-80 |
| Jan. 23, 1963..... | A | L | 50-52 |
| Dec. 3, 1963..... | H | L | 55-78 |
| Jan. 23, 1964..... | A | L | 50-52 |
| Dec. 9, 1964..... | H | W | 51-50 |
| Feb. 23, 1965..... | A | L | 65-77 |
| Dec. 8, 1965..... | A | L | 62-75 |
| Jan. 18, 1966..... | H | L | 65-74 |
| Dec. 7, 1966..... | A | L | 30-50 |
| Feb. 22, 1967..... | H | L | 75-90 |
| Dec. 7, 1967..... | H | L | 87-95 |
| Feb. 21, 1968..... | A | L | 64-89 |
| Dec. 30, 1969..... | N | W | 88-63 |
| Dec. 9, 1978..... | N | W | 68-61 |
| Dec. 8, 1979..... | N | W | 87-70 |
| Dec. 13, 1980..... | N | L | 74-81 |
| Jan. 26, 1981..... | A | W | 82-71 |
| Dec. 12, 1981..... | N | L | 65-81 |
| Jan. 11, 1982..... | H | W | 82-67 |
| Dec. 19, 1982..... | H | L | 63-84 |
| Dec. 2, 1983..... | A | W | 67-60 |
| Dec. 23, 1983..... | H | W | 87-64 |
| Nov. 30, 1984..... | H | L | 65-68 |
| Feb. 4, 1985..... | A | L | 79-86 |
| Nov. 29, 1985..... | A | L | 66-85 |
| Nov. 28, 1986..... | H | W | 80-76 |
| Dec. 12, 1987..... | A | L | 48-71 |
| Dec. 3, 1988..... | H | W | 104-86 |
| Dec. 1, 1989..... | A | L | 69-82 |
| Nov. 30, 1990..... | H | L | 68-85 |
| Jan. 27, 1992..... | A | W | 68-67 |
| Jan. 2, 1993..... | H | L | 86-89 |
| Dec. 18, 1993..... | N | W | 69-59 |
| Feb. 21, 1994..... | A | L | 61-72 |
| Dec. 17, 1994..... | N | L | (2 OT) 65-71 |
| Feb. 20, 1995..... | H | L | 62-75 |
| Dec. 16, 1995..... | N | W | 74-52 |
| Dec. 21, 1996..... | N | W | 79-65 |
| Dec. 14, 1997..... | N | W | 83-81 |
| Nov. 20, 1998..... | H | L | 66-82 |
| Nov. 19, 1999..... | A | L | 61-96 |
| Nov. 17, 2000..... | H | L | 70-85 |
| Nov. 16, 2001..... | A | L | 47-68 |
| Dec. 6, 2002..... | H | L | 57-58 |
| Jan. 3, 2004..... | A | L | 73-87 |
| Jan. 2, 2005..... | H | W | 82-69 |
| Nov. 25, 2005..... | A | L | 66-74 |
| Dec. 3, 2006..... | H | W | 70-66 |
| Nov. 23, 2007..... | A | W | 65-51 |
| Dec. 7, 2008..... | H | W | 57-55 |
| Nov. 24, 2009..... | A | L | 52-68 |
| Nov. 28, 2010..... | H | L | 51-55 |
| Dec. 22, 2011..... | A | L | 64-82 |
| Dec. 5, 2012..... | H | L | 47-72 |
| Nov. 29, 2013..... | A | L | 66-67 |

Florida A&M (5-0)
H-5-0; A-0-0; N-0-0

| | | | |
|--------------------|---|---|---------------|
| Nov. 30, 1979..... | H | W | 101-63 |
| Feb. 21, 1981..... | H | W | 92-79 |
| Nov. 29, 1981..... | H | W | 81-67 |
| Dec. 6, 1982..... | H | W | 81-79 |
| Dec. 7, 1991..... | H | W | (forfeit) 2-0 |

Florida Atlantic (4-0)
H-4-0; A-0-0; N-0-0

| | | | |
|-------------------|---|---|--------|
| Dec. 1, 1993..... | H | W | 110-59 |
| Dec. 3, 1994..... | H | W | 101-63 |
| Dec. 2, 1996..... | H | W | 93-56 |
| Dec. 2, 1997..... | H | W | 90-52 |

Florida Gulf Coast (1-0)
H-1-0; A-0-0; N-0-0

| | | | |
|---------------------|---|---|-------|
| March 18, 2014..... | H | W | 58-53 |
|---------------------|---|---|-------|

Florida Institute of Technology (1-0)
H-1-0; A-0-0; N-0-0

| | | | |
|--------------------|---|---|--------|
| Dec. 14, 1985..... | H | W | 122-83 |
|--------------------|---|---|--------|

Florida International (9-1)
H-7-1; A-2-0; N-0-0

| | | | |
|--------------------|---|---|--------|
| Dec. 10, 1983..... | H | W | 94-75 |
| Dec. 3, 1984..... | H | W | 97-43 |
| Dec. 2, 1987..... | H | W | 121-75 |
| Nov. 27, 1988..... | H | W | 100-75 |
| Dec. 29, 1990..... | A | W | 92-73 |
| Nov. 25, 1994..... | H | W | 88-41 |
| Nov. 28, 1995..... | H | W | 92-44 |
| Dec. 12, 2004..... | H | L | 60-65 |
| Dec. 6, 2009..... | H | W | 82-62 |
| Nov. 18, 2010..... | A | W | 89-66 |

Florida Presbyterian (1-0)
H-0-0; A-1-0; N-0-0

| | | | |
|-------------------|---|---|-------|
| Dec. 2, 1967..... | A | W | 90-66 |
|-------------------|---|---|-------|

Florida Southern (23-7)
H-13-1; A-9-6; N-0-1

| | | | |
|--------------------|---|---|--------|
| Feb. 13, 1948..... | A | L | 41-47 |
| Feb. 21, 1948..... | H | W | 55-48 |
| Dec. 10, 1948..... | H | W | 46-38 |
| Dec. 11, 1948..... | H | W | 63-45 |
| Jan. 13, 1950..... | A | L | 65-71 |
| Jan. 14, 1950..... | A | L | 48-59 |
| Feb. 28, 1950..... | A | L | 56-68 |
| Dec. 16, 1950..... | A | W | 86-55 |
| Jan. 13, 1951..... | H | W | 44-41 |
| Jan. 16, 1952..... | A | L | 51-54 |
| Jan. 23, 1952..... | H | W | 72-53 |
| Jan. 13, 1953..... | A | W | 71-69 |
| Feb. 13, 1953..... | A | W | 79-77 |
| Jan. 13, 1954..... | A | W | 98-80 |
| Jan. 21, 1954..... | H | W | 99-71 |
| Jan. 7, 1955..... | A | W | 73-69 |
| Feb. 7, 1955..... | H | W | 84-63 |
| Feb. 13, 1956..... | H | W | 92-74 |
| Feb. 18, 1956..... | A | W | 85-81 |
| Feb. 5, 1957..... | A | L | 63-78 |
| Feb. 11, 1957..... | H | L | 67-73 |
| Feb. 24, 1966..... | H | W | 99-54 |
| Feb. 18, 1967..... | A | W | 84-76 |
| Feb. 10, 1968..... | H | W | 104-82 |
| Feb. 27, 1969..... | A | W | 84-79 |
| Feb. 10, 1970..... | H | W | 98-74 |
| Feb. 25, 1971..... | A | W | 74-66 |
| Jan. 29, 1972..... | H | W | 84-63 |
| Dec. 18, 1978..... | H | W | 106-75 |
| Feb. 11, 1980..... | A | W | 85-77 |

Furman (7-3)
H-4-1; A-2-2; I-0

| | | | |
|--------------------|---|---|------------|
| Jan. 3, 1957..... | N | W | 108-96 |
| Dec. 14, 1957..... | A | L | 89-95 |
| Dec. 6, 1958..... | H | W | 73-72 |
| Feb. 13, 1960..... | A | W | 105-98 |
| Feb. 20, 1961..... | H | W | 99-57 |
| Jan. 6, 1962..... | A | L | 64-67 |
| Feb. 6, 1964..... | H | W | 57-48 |
| Dec. 30, 1983..... | H | W | 93-91 |
| Dec. 29, 1984..... | A | W | 97-75 |
| Dec. 4, 2000..... | H | L | (OT) 74-79 |

Gardner Webb (1-0)
H-1-0; A-0-0; N-0-0

| | | | |
|--------------------|---|---|-------|
| Nov. 15, 2010..... | H | W | 78-53 |
|--------------------|---|---|-------|

George Washington (2-0)
H-0-0; A-2-0; N-0-0

| | | | |
|--------------------|---|---|-------|
| Dec. 29, 1967..... | A | W | 94-69 |
| Jan. 25, 1979..... | A | W | 71-68 |

Georgetown (4-0)
H-3-0; A-0-0; N-1-0

| | | | |
|---------------------|---|---|--------|
| Dec. 20, 1969..... | H | W | 98-65 |
| Jan. 8, 1973..... | H | W | 101-70 |
| March 21, 1992..... | N | W | 78-68 |
| March 24, 2014..... | H | W | 101-90 |

Georgetown College (1-0)
H-1-0; A-0-0; N-0-0

| | | | |
|--------------------|---|---|-------|
| Nov. 24, 2003..... | H | W | 81-67 |
|--------------------|---|---|-------|

Georgia (19-12)
H-9-3; A-6-5; N-4-4

| | | | |
|--------------------|---|---|--------|
| Jan. 17, 1948..... | A | L | 46-65 |
| Feb. 12, 1948..... | H | L | 42-44 |
| Dec. 27, 1951..... | N | L | 50-79 |
| Dec. 28, 1954..... | N | W | 97-87 |
| Jan. 15, 1955..... | H | W | 90-81 |
| Feb. 14, 1955..... | A | W | 88-79 |
| Jan. 13, 1956..... | A | W | 79-76 |
| March 5, 1956..... | H | W | 80-75 |
| Jan. 1, 1957..... | H | L | 68-72 |
| Jan. 21, 1957..... | A | W | 86-63 |
| Jan. 2, 1958..... | N | W | 92-80 |
| March 3, 1958..... | H | W | 85-77 |
| Dec. 20, 1958..... | N | L | 72-83 |
| Jan. 18, 1959..... | A | L | 91-94 |
| Dec. 30, 1959..... | N | L | 66-69 |
| Feb. 29, 1960..... | H | W | 95-82 |
| Dec. 28, 1960..... | N | L | 56-62 |
| Feb. 16, 1961..... | A | W | 77-68 |
| Feb. 15, 1962..... | A | W | 71-62 |
| March 2, 1962..... | H | W | 101-69 |
| Dec. 27, 1962..... | N | W | 77-69 |
| Jan. 14, 1963..... | H | W | 88-54 |
| Jan. 17, 1963..... | A | L | 76-90 |
| Jan. 18, 1964..... | H | W | 64-63 |
| March 3, 1964..... | A | L | 70-85 |
| Jan. 7, 1965..... | A | W | 64-55 |
| March 6, 1965..... | H | W | 85-83 |
| Jan. 3, 1966..... | A | L | 57-63 |
| March 5, 1966..... | H | W | 87-69 |
| Dec. 20, 1980..... | N | W | 64-62 |
| Dec. 1, 1981..... | H | L | 67-70 |

Georgia Southern (15-4)
H-7-2; A-3-2; N-5-0

| | | | |
|--------------------|---|---|--------|
| Jan. 15, 1948..... | H | L | 56-60 |
| Feb. 20, 1948..... | A | L | 47-65 |
| March 3, 1951..... | N | W | 69-67 |
| Jan. 19, 1952..... | H | L | 75-93 |
| Dec. 6, 1952..... | A | W | 68-63 |
| Dec. 11, 1953..... | H | W | 68-58 |
| Feb. 17, 1954..... | A | W | 89-85 |
| Dec. 6, 1954..... | H | W | 75-67 |
| March 1, 1955..... | H | W | 91-83 |
| Jan. 14, 1956..... | A | L | 81-90 |
| Dec. 29, 1962..... | N | W | 79-60 |
| Feb. 11, 1971..... | A | W | 113-81 |
| Dec. 1, 1972..... | H | W | 109-97 |
| Jan. 14, 1974..... | N | W | 92-89 |
| Feb. 9, 1975..... | N | W | 101-77 |
| Feb. 22, 1975..... | H | W | 104-71 |
| Jan. 5, 1979..... | N | W | 96-83 |
| Dec. 20, 1998..... | H | W | 80-43 |
| Nov. 12, 2007..... | H | W | 92-67 |

Georgia State (7-0)
H-4-0; A-3-0; N-0-0

| | | | |
|--------------------|---|---|-------|
| Feb. 13, 1975..... | H | W | 81-72 |
| Jan. 31, 1976..... | A | W | 66-58 |
| Feb. 21, 1976..... | H | W | 92-70 |
| Dec. 7, 2006..... | A | W | 87-55 |
| Nov. 20, 2007..... | H | W | 78-48 |
| Dec. 13, 2009..... | A | W | 62-57 |
| Dec. 15, 2009..... | H | W | 62-55 |

Georgia Tech (38-27)
H-20-10; A-15-16; N-3-1

| | | | |
|--------------------|---|---|--------|
| Jan. 19, 1963..... | A | L | 55-70 |
| Feb. 15, 1964..... | A | L | 73-77 |
| Jan. 20, 1965..... | H | W | 72-65 |
| Feb. 15, 1965..... | A | L | 76-77 |
| Jan. 31, 1966..... | H | W | 71-66 |
| Feb. 14, 1966..... | A | L | 88-95 |
| Jan. 28, 1967..... | H | L | 68-75 |
| Feb. 25, 1967..... | A | L | 84-102 |
| Jan. 20, 1968..... | A | L | 73-57 |
| Feb. 24, 1968..... | H | W | 72-67 |
| Feb. 18, 1969..... | H | L | 76-84 |
| Feb. 22, 1969..... | A | W | 98-80 |
| Jan. 24, 1970..... | A | W | 89-83 |
| Feb. 21, 1970..... | H | W | 97-80 |
| Jan. 23, 1971..... | H | L | 67-85 |
| Feb. 8, 1971..... | A | W | 81-76 |
| Jan. 22, 1972..... | A | | |

FLORIDA STATE[®] SERIES RECORDS

SERIES RECORDS - GAME-BY-GAME

| | | | | | | | | | | | |
|-------------------------------------------------------------------|---------|--|--------------------------------------------------------------------------------|---------|--|------------------------------------------------------------|------------|--|------------------------------------------------------------|--------|--|
| Indiana State (0-1) H-0-0; A-0-0; N-1-0 | | | Kansas (0-2) H-0-0; A-0-1; N-0-1 | | | Jan. 8, 1983..... H L 69-96 | | | Feb. 7, 1998..... H L 62-68 | | |
| Nov. 26, 2009..... N W | 54-49 | | Dec. 9, 1966..... A L | 48-62 | | Feb. 7, 1983..... A L | 63-89 | | Jan. 27, 1999..... A L | 87-107 | |
| Iona (1-0) H-0-0; A-0-0; N-0-1 | | | Kansas State (0-2) H-0-0; A-0-1; N-0-1 | | | Jan. 25, 1984..... A L | | | Jan. 14, 2001..... H L | | |
| Dec. 27, 1973..... N L | 92-93 | | Nov. 28, 1997..... N L | 58-73 | | Feb. 6, 1984..... H W | 75-60 | | Jan. 26, 2002..... A L | 63-84 | |
| Iowa (1-1) H-1-0; A-0-0; N-0-1 | | | Kent State (1-2) H-0-0; A-1-0; N-0-1 | | | Jan. 12, 1985..... H L | | | March 5, 1999..... N L | | |
| March 18, 1988..... N L | 98-102 | | Dec. 10, 1966..... A L | 58-81 | | Jan. 20, 1985..... A L | 72-83 | | Jan. 29, 2000..... H L | 63-82 | |
| Dec. 2, 2002..... H W | 80-67 | | Nov. 24, 1989..... N L | 70-71 | | Feb. 15, 1986..... H L | 64-85 | | March 1, 2000..... A L | 70-85 | |
| Iowa State (1-1) H-1-1; A-0-0; N-0-0 | | | Kentucky (2-6) H-0-0; A-1-5; N-1-1 | | | Jan. 19, 1986..... H L | | | March 10, 2000..... N L | | |
| March 18, 1988..... N L | 98-102 | | Jan. 13, 1969..... H L | 67-76 | | Feb. 19, 1986..... A L | 67-89 | | Jan. 14, 2001..... H L | 55-76 | |
| Dec. 2, 2002..... H W | 80-67 | | Feb. 5, 1970..... A W | 80-79 | | Jan. 7, 1987..... H L | 64-73 | | Feb. 14, 2001..... A W | 74-71 | |
| Jacksonville (47-19) H-22-13; A-23-5; N-2-0 | | | La Salle (3-1) H-2-0; A-1-1; N-0-0 | | | Jan. 9, 1988..... H W | | | Jan. 26, 2002..... A L | | |
| Dec. 29, 1959..... H W | 86-69 | | Feb. 23, 1989..... A L | 100-101 | | Feb. 17, 1988..... A L | 62-82 | | Feb. 27, 2002..... H L | 63-96 | |
| Feb. 22, 1964..... A W | 101-77 | | Dec. 9, 1990..... H W | 83-74 | | Feb. 6, 1989..... A W | 81-78 | | March 8, 2002..... N L | 59-85 | |
| Feb. 10, 1965..... A W | 97-74 | | Dec. 9, 2008..... H W | 81-76 | | Feb. 16, 1989..... H L | (OT) 77-78 | | Jan. 11, 2003..... A L | 62-89 | |
| Jan. 24, 1966..... H L | 86-90 | | Nov. 18, 2008..... A W | 65-61 | | March 12, 1989..... N L | 80-87 | | Feb. 12, 2003..... H L | 72-74 | |
| Feb. 10, 1966..... A W | 78-49 | | Lafayette (1-0) H-1-0; A-0-0; N-0-0 | | | Jan. 14, 1990..... H L | | | Dec. 28, 2003..... H W | | |
| Jan. 23, 1967..... A W | 81-70 | | Jan. 2, 1994..... H W | 105-87 | | Feb. 6, 1990..... A L | 50-69 | | Jan. 9, 2004..... A L | 62-73 | |
| Feb. 8, 1967..... H W | 68-67 | | Lamar Tech (1-0) H-1-0; A-0-0; N-0-0 | | | Feb. 12, 1991..... H W | | | Dec. 19, 2004..... A L | | |
| Jan. 16, 1968..... A W | 92-79 | | Dec. 1, 1965..... H W | 73-68 | | Jan. 12, 1991..... H W | 77-66 | | Feb. 22, 2006..... H W | 71-60 | |
| Feb. 16, 1968..... H W | 106-65 | | Lambuth (0-2) H-0-0; A-0-1; N-0-1 | | | Feb. 9, 1991..... A L | | | Jan. 30, 2007..... H W | | |
| Dec. 7, 1968..... H W | 93-88 | | Dec. 28, 1948..... A L | 50-56 | | March 9, 1991..... N W | 76-69 | | Feb. 21, 2007..... A L | 55-73 | |
| Jan. 4, 1969..... H L | 68-76 | | Feb. 28, 1949..... N L | 49-63 | | Loyola-Maryland (1-0) H-1-0; A-0-0; N-0-0 | | | Feb. 16, 2008..... A L | | |
| Feb. 1, 1969..... A W | 93-89 | | Lipscomb (1-1) H-1-0; A-0-1; N-0-0 | | | Nov. 17, 1997..... H W | | | Jan. 17, 2009..... H W | | |
| Jan. 27, 1970..... A W | 89-83 | | Feb. 5, 1950..... H W | 57-53 | | Loyola-Marymount (2-0) H-1-0; A-1-0; N-0-0 | | | Jan. 10, 2010..... A L | | |
| Feb. 18, 1970..... H L | 81-85 | | Jan. 5, 1951..... A L | 73-88 | | Dec. 18, 2010..... A W | 74-63 | | Feb. 4, 2010..... H L | 65-71 | |
| Dec. 8, 1970..... H L | 108-114 | | Louisiana Lafayette (4-0) (Formerly known as Southwestern Louisiana) | | | Dec. 18, 2011..... H W | | | Feb. 23, 2011..... A L | | |
| Jan. 27, 1971..... H L | 65-83 | | Jan. 24, 1976..... H W | 110-70 | | Dec. 18, 2011..... H W | 77-61 | | Jan. 9, 2012..... H W | 84-70 | |
| Feb. 15, 1971..... A L | 79-90 | | March 4, 1976..... A W | 68-65 | | Loyola of New Orleans (8-13) H-7-4; A-1-9; N-0-0 | | | Jan. 7, 2012..... H W | | |
| Dec. 7, 1971..... H W | 90-83 | | Nov. 22, 1997..... H W | 96-70 | | Feb. 9, 1951..... H L | 65-75 | | Jan. 9, 2013..... A W | 65-62 | |
| Jan. 26, 1972..... A L | 82-84 | | Dec. 29, 1997..... A W | 80-71 | | Jan. 5, 1952..... A L | 52-74 | | Jan. 30, 2013..... H W | 73-71 | |
| Feb. 23, 1972..... H W | 70-61 | | Louisiana Monroe (2-0) H-2-0; A-0-0; N-0-0 | | | Jan. 6, 1953..... A L | | | Jan. 12, 2014..... H W | | |
| Jan. 20, 1973..... H L | 66-70 | | Dec. 2, 2005..... H W | 85-62 | | Jan. 7, 1954..... H L | 76-80 | | Feb. 8, 2014..... A L | 71-83 | |
| Feb. 14, 1973..... A W | 83-74 | | Dec. 17, 2012..... H W | 63-48 | | Feb. 13, 1954..... A L | 72-88 | | March 13, 2014..... N W | 67-65 | |
| Jan. 24, 1974..... A W | 78-74 | | Louisiana State (2-3) H-1-0; A-0-2; N-1-1 | | | Feb. 19, 1955..... A L | | | Maryland-Baltimore County (2-0) H-2-0; A-0-0; N-0-0 | | |
| Feb. 13, 1974..... H L | 89-113 | | Dec. 18, 1957..... A L | 65-67 | | Feb. 22, 1955..... H W | 87-84 | | Dec. 28, 1992..... H W | 109-80 | |
| Feb. 6, 1975..... A W | 63-55 | | Dec. 27, 1958..... H W | 82-67 | | Jan. 16, 1956..... H W | 85-75 | | Dec. 28, 1995..... H W | 80-56 | |
| Feb. 19, 1975..... H L | 71-76 | | Dec. 1, 1959..... A L | 78-89 | | March 3, 1956..... A L | 72-75 | | Maryland-Eastern Shore (1-0) H-1-0; A-0-0; N-0-0 | | |
| Jan. 10, 1976..... H W | 77-57 | | Dec. 16, 1967..... N W | 130-100 | | Feb. 20, 1957..... H W | 79-72 | | Dec. 30, 1995..... H W | 79-66 | |
| Feb. 18, 1976..... A W | 74-65 | | Dec. 30, 2004..... N L | 50-67 | | March 2, 1957..... A L | 56-82 | | Massachusetts (4-3) H-2-0; A-0-2; N-2-1 | | |
| Jan. 26, 1977..... H L | 70-77 | | Louisiana State (1-1) H-1-1; A-0-0; N-0-0 | | | Dec. 17, 1957..... A L | | | Dec. 2, 1992..... H W | | |
| Feb. 23, 1977..... A L | 64-70 | | March 19, 2013..... H L | 66-71 | | Jan. 6, 1958..... H L | 67-79 | | Feb. 3, 1994..... A L | 58-62 | |
| Jan. 3, 1979..... A L | 68-71 | | March 26, 2014..... H W | 78-75 | | Feb. 7, 1959..... H W | 61-60 | | Dec. 18, 1999..... N L | 60-69 | |
| Feb. 3, 1979..... H W | 84-81 | | Louisville (9-30) H-6-10; A-2-17; N-1-3 | | | Dec. 2, 1959..... A L | | | Feb. 15, 2005..... A L | | |
| Dec. 2, 1979..... H L | 76-77 | | Dec. 16, 1968..... A L | 78-79 | | Feb. 22, 1960..... H W | 69-50 | | Feb. 12, 2006..... H W | 73-63 | |
| Feb. 16, 1980..... A W | 64-55 | | Dec. 22, 1969..... A W | 79-69 | | Jan. 9, 1961..... H W | 73-55 | | Nov. 24, 2011..... N W | 73-53 | |
| Dec. 6, 1980..... A W | 59-57 | | Dec. 15, 1973..... A L | 78-90 | | Feb. 28, 1961..... A W | 72-68 | | Dec. 21, 2013..... N W | 60-55 | |
| Jan. 20, 1981..... H W | 59-50 | | Dec. 14, 1974..... H L | 75-84 | | Jan. 10, 1966..... H W | 73-53 | | McNeese State (1-0) H-1-0; A-0-0; N-0-0 | | |
| Dec. 4, 1981..... N W | 94-93 | | Dec. 27, 1974..... A L | 61-79 | | Feb. 7, 1966..... A L | 62-63 | | Nov. 12, 2006..... H W | 85-65 | |
| Dec. 9, 1981..... A L | 80-83 | | Jan. 3, 1977..... A W | 75-78 | | Maine (3-0) H-3-0; A-0-0; N-0-0 | | | Memphis State (22-31) H-16-7; A-6-20; N-0-4 | | |
| Jan. 27, 1982..... H L | 79-80 | | Jan. 22, 1978..... A W | 70-60 | | Nov. 21, 2003..... H W | 69-49 | | Feb. 2, 1953..... A L | 73-87 | |
| Dec. 11, 1982..... N W | 81-66 | | Feb. 17, 1978..... H W | 81-70 | | Dec. 8, 2007..... H W | 95-55 | | Jan. 13, 1958..... A L | 56-59 | |
| Jan. 4, 1983..... H W | 61-60 | | March 4, 1978..... N L | 93-94 | | Dec. 9, 2012..... H W | 91-59 | | Feb. 18, 1958..... H L | 51-68 | |
| Feb. 12, 1983..... A W | 83-74 | | Jan. 20, 1979..... H L | 65-67 | | Manhattan (2-0) H-1-0; A-0-0; N-1-0 | | | Jan. 13, 1959..... H L | | |
| Dec. 8, 1983..... A W | 76-63 | | Feb. 1, 1979..... H L | 65-67 | | Dec. 27, 1963..... N W | 85-81 | | Feb. 10, 1959..... A L | 69-93 | |
| Feb. 13, 1984..... H L | 47-56 | | Feb. 1, 1979..... H L | 65-67 | | Jan. 11, 1971..... H W | 98-68 | | Jan. 11, 1960..... A L | 71-86 | |
| Dec. 5, 1984..... H W | 61-60 | | Feb. 1, 1979..... H L | 65-67 | | Marist (1-0) H-1-0; A-0-0; N-0-0 | | | Feb. 9, 1960..... A L | | |
| Feb. 13, 1985..... A W | 88-72 | | Feb. 1, 1979..... H L | 65-67 | | Dec. 28, 1996..... H W | 76-48 | | Jan. 16, 1964..... H W | 91-90 | |
| Jan. 4, 1986..... A L | 62-69 | | Feb. 1, 1979..... H L | 65-67 | | Marquette (2-2) H-0-0; A-0-2; N-2-0 | | | Feb. 10, 1964..... A L | | |
| Jan. 3, 1987..... H L | 78-90 | | Feb. 1, 1979..... H L | 65-67 | | Dec. 15, 1967..... A L | 58-78 | | Jan. 16, 1965..... H W | 74-61 | |
| Jan. 6, 1988..... A W | 87-63 | | Feb. 1, 1979..... H L | 65-67 | | Jan. 19, 1980..... A L | 64-74 | | Feb. 6, 1965..... A W | 81-70 | |
| Jan. 11, 1989..... H W | 85-70 | | Feb. 1, 1979..... H L | 65-67 | | March 1, 1981..... N W | 81-78 | | Jan. 15, 1966..... H W | 67-63 | |
| Jan. 8, 1990..... H W | 104-99 | | Feb. 1, 1979..... H L | 65-67 | | Nov. 29, 2009..... N W | 57-56 | | Feb. 5, 1966..... A L | 66-81 | |
| Feb. 16, 1991..... A W | 99-79 | | Feb. 1, 1979..... H L | 65-67 | | Marshall (1-3) H-1-2; A-0-1; N-0-0 | | | Jan. 16, 1967..... H L | | |
| Nov. 26, 1991..... H W | 100-91 | | Feb. 1, 1979..... H L | 65-67 | | Feb. 1, 1958..... A L | 68-109 | | Jan. 16, 1964..... A L | 72-84 | |
| Feb. 2, 1993..... A W | 92-77 | | Feb. 1, 1979..... H L | 65-67 | | Jan. 25, 1967..... H L | 71-77 | | Jan. 16, 1965..... H W | 74-61 | |
| Dec. 2, 1995..... H W | 87-80 | | Feb. 1, 1979..... H L | 65-67 | | Feb. 26, 1973..... H L | 59-71 | | Feb. 6, 1965..... A W | 81-70 | |
| Dec. 14, 1996..... A W | 108-84 | | Feb. 1, 1979..... H L | 65-67 | | Dec. 7, 1974..... H W | 90-63 | | Jan. 15, 1966..... H W | 67-63 | |
| Dec. 6, 1997..... H W | 77-44 | | Feb. 1, 1979..... H L | 65-67 | | Maryland (15-30) H-10-10; A-4-16; N-1-4 | | | Feb. 9, 1960..... A L | | |
| Dec. 17, 1998..... A W | 72-53 | | Feb. 1, 1979..... H L | 65-67 | | Jan. 18, 1992..... A W | 91-83 | | Jan. 11, 1960..... A L | 71-86 | |
| Nov. 27, 1999..... H W | 83-59 | | Feb. 1, 1979..... H L | 65-67 | | Feb. 5, 1992..... H L | 85-93 | | Feb. 9, 1960..... A L | 69-83 | |
| Dec. 17, 2000..... H W | 75-61 | | Feb. 1, 1979..... H L | 65-67 | | Jan. 13, 1993..... H W | 105-85 | | Jan. 16, 1964..... H W | 91-90 | |
| Dec. 21, 2004..... H W | 101-57 | | Feb. 1, 1979..... H L | 65-67 | | Feb. 13, 1993..... A W | 87-84 | | Feb. 10, 1964..... A L | 72-84 | |
| Nov. 19, 2005..... A W | 78-48 | | Feb. 1, 1979..... H L | 65-67 | | Jan. 11, 1994..... A L | 74-80 | | Jan. 16, 1965..... H W | 74-61 | |
| Nov. 15, 2008..... A W | 59-57 | | Feb. 1, 1979..... H L | 65-67 | | Feb. 12, 1994..... H L | 66-69 | | Feb. 6, 1965..... A W | 81-70 | |
| Nov. 16, 2009..... H W | 87-61 | | Feb. 1, 1979..... H L | 65-67 | | Jan. 10, 1995..... H L | 57-70 | | Jan. 15, 1966..... H W | 67-63 | |
| Nov. 11, 2011..... H W | 79-67 | | Feb. 1, 1979..... H L | 65-67 | | Feb. 11, 1995..... A L | 65-80 | | Jan. 11, 1960..... A L | 71-86 | |
| Nov. 8, 2013..... H W | 89-61 | | Feb. 1, 1979..... H L | 65-67 | | March 10, 1995..... N L | 64-71 | | Feb. 9, 1960..... A L | 69-83 | |
| Jacksonville State (Ala.) (3-0) H-3-0; A-0-0; N-0-0 | | | James Madison (2-0) (Formerly known as Madison College) | | | Feb. 1, 1996..... A L | | | Feb. 9, 1960..... A L | | |
| Dec. 16, 1953..... H W | 72-61 | | Feb. 14, 1976..... A W | 85-65 | | Feb. 10, 1996..... H W | 100-78 | | Jan. 16, 1964..... H W | 91-90 | |
| Dec. 4, 1954..... H W | 103-76 | | Jan. 12, 1977..... H W | 69-66 | | March 4, 1996..... A L | 78-88 | | Jan. 16, 1965..... H W | 81-70 | |
| Dec. 8, 2013..... H W | 77-53 | | Jacksonville State (Ala.) (3-0) H-3-0; A-0-0; N-0-0 | | | March 9, 1994..... N L | | | Feb. 12, 1966..... H W | | |
| James Madison (2-0) (Formerly known as Madison College) | | | Jacksonville State (Ala.) (3-0) H-3-0; A-0-0; N-0-0 | | | Feb. 10, 1996..... H W | | | Jan. 17, 1976..... H W | | |
| Feb. 14, 1976..... A W | 85-65 | | Dec. 16, 1953..... H W | 72-61 | | Feb. 11, 1995..... A L | 65-80 | | Jan. 15, 1977..... A L | 75-81 | |
| Jan. 12, 1977..... H W | 69-66 | | Dec. 4, 1954..... H W | 103-76 | | March 10, 1995..... N L | 64-71 | | Feb. 6, 1978..... A W | 95-89 | |
| James Madison (2-0) (Formerly known as Madison College) | | | Jacksonville State (Ala.) (3-0) H-3-0; A-0-0; N-0-0 | | | March 10, 1995..... N L | | | Feb. 11, 1978..... H W | | |
| Feb. 14, 1976..... A W | 85-65 | | Dec. 16, 1953..... H W | 72-61 | | Feb. 10, 1996..... H W | 100-78 | | Jan. 18, 1979..... A W | 93-86 | |
| Jan. 12, 1977..... H W | 69-66 | | Dec. 4, 1954..... H | | | | | | | | |

FLORIDA STATE[®] SERIES RECORDS

SERIES RECORDS – GAME-BY-GAME

| | | | |
|---------------------|---|---|-------|
| March 8, 1986..... | N | L | 71-73 |
| Jan. 19, 1987..... | A | L | 68-76 |
| Feb. 11, 1988..... | H | W | 98-89 |
| Jan. 13, 1988..... | H | W | 92-85 |
| Feb. 20, 1988..... | A | L | 76-81 |
| March 12, 1988..... | A | L | 74-81 |
| Feb. 1, 1989..... | H | L | 82-99 |
| Feb. 18, 1989..... | A | L | 78-89 |
| Jan. 24, 1990..... | H | W | 78-72 |
| Feb. 13, 1990..... | A | L | 69-81 |
| Jan. 24, 1991..... | A | L | 66-67 |
| Feb. 21, 1991..... | H | W | 76-64 |

Mercer (16-9) H-11-3 A-3-6; N-2-0

| | | | |
|--------------------|---|---|--------|
| Jan. 23, 1948..... | H | L | 48-61 |
| Feb. 3, 1948..... | A | L | 43-68 |
| Jan. 18, 1949..... | H | L | 56-65 |
| Jan. 28, 1949..... | A | L | 59-62 |
| Feb. 26, 1949..... | N | W | 52-46 |
| Jan. 17, 1950..... | H | W | 63-45 |
| Feb. 1, 1950..... | A | L | 61-69 |
| Dec. 11, 1950..... | A | W | 55-52 |
| Feb. 17, 1951..... | H | W | 69-64 |
| Feb. 27, 1951..... | A | L | 65-69 |
| Dec. 5, 1952..... | A | L | 62-78 |
| Dec. 13, 1952..... | H | W | 77-76 |
| March 4, 1953..... | N | W | 87-77 |
| Dec. 8, 1953..... | H | W | 72-70 |
| Jan. 30, 1954..... | A | L | 63-70 |
| Jan. 11, 1972..... | H | W | 96-78 |
| March 3, 1973..... | H | W | 112-94 |
| Feb. 24, 1975..... | H | W | 91-68 |
| Feb. 28, 1976..... | H | W | 90-67 |
| Jan. 31, 1977..... | A | W | 66-65 |
| Jan. 20, 1992..... | H | W | 78-64 |
| Nov. 27, 2002..... | H | W | 83-47 |
| Nov. 21, 2009..... | A | W | 89-50 |
| Nov. 23, 2010..... | H | W | 79-55 |
| Dec. 2, 2012..... | H | L | 56-61 |

Miami (FL) (41-32) H-26-7; A-13-24; N-2-1

| | | | |
|--------------------|---|---|------------|
| Dec. 19, 1950..... | A | L | 61-80 |
| Jan. 11, 1952..... | A | L | 56-93 |
| Feb. 11, 1952..... | H | L | 63-76 |
| Feb. 28, 1952..... | A | W | 73-70 |
| Jan. 9, 1953..... | A | L | 63-93 |
| Feb. 23, 1953..... | H | W | 81-75 |
| Jan. 9, 1954..... | A | L | 61-78 |
| Feb. 5, 1954..... | H | W | 76-69 |
| Dec. 20, 1954..... | H | W | 71-66 |
| Feb. 25, 1955..... | A | W | 86-80 |
| Jan. 7, 1956..... | H | W | 78-76 |
| Feb. 25, 1956..... | A | L | 85-91 |
| Jan. 12, 1957..... | H | L | 77-85 |
| Feb. 23, 1957..... | A | L | 82-98 |
| Jan. 18, 1958..... | H | W | 71-70 |
| Feb. 22, 1958..... | A | L | 66-86 |
| Dec. 19, 1958..... | N | L | 79-85 |
| Jan. 17, 1959..... | H | W | 93-69 |
| Feb. 28, 1959..... | A | L | 85-92 |
| Jan. 16, 1960..... | H | L | 91-93 |
| Feb. 27, 1960..... | A | L | 89-107 |
| Jan. 14, 1961..... | H | W | 89-78 |
| Feb. 25, 1961..... | A | L | 73-75 |
| Jan. 13, 1962..... | H | W | 65-60 |
| Feb. 24, 1962..... | A | W | 83-80 |
| Jan. 12, 1963..... | H | W | 77-74 |
| Feb. 23, 1963..... | A | L | 70-99 |
| Jan. 11, 1964..... | H | W | 80-78 |
| Feb. 29, 1964..... | A | L | 80-82 |
| Jan. 9, 1965..... | A | W | 67-66 |
| March 1, 1965..... | A | L | 72-85 |
| Jan. 7, 1966..... | H | W | 78-62 |
| Feb. 28, 1966..... | A | L | 90-112 |
| Jan. 7, 1967..... | H | W | 61-60 |
| March 1, 1967..... | A | L | 90-110 |
| Jan. 12, 1968..... | H | W | 122-93 |
| March 1, 1968..... | A | L | 84-96 |
| Dec. 6, 1968..... | N | W | 111-84 |
| Jan. 10, 1969..... | H | W | 86-81 |
| March 1, 1969..... | A | W | 89-86 |
| Jan. 9, 1970..... | H | W | 104-63 |
| Feb. 28, 1970..... | A | W | 112-96 |
| Jan. 8, 1971..... | H | W | 114-106 |
| Feb. 27, 1971..... | A | L | 94-100 |
| Jan. 20, 1986..... | A | L | 75-83 |
| Feb. 3, 1986..... | H | W | 90-72 |
| Feb. 4, 1987..... | A | L | 57-63 |
| Feb. 26, 1987..... | H | W | 108-84 |
| Jan. 18, 1990..... | A | L | 97-101 |
| Feb. 17, 1990..... | H | W | 92-73 |
| Dec. 8, 2002..... | H | W | 72-55 |
| Dec. 14, 2003..... | A | W | 67-58 |
| Jan. 15, 2005..... | A | L | 63-64 |
| Feb. 22, 2005..... | H | L | 49-65 |
| Jan. 29, 2006..... | H | L | (OT) 78-84 |
| March 5, 2006..... | A | W | 67-64 |

| | | | |
|--------------------|---|---|------------|
| Jan. 20, 2007..... | H | W | 82-73 |
| March 3, 2007..... | A | W | (OT) 98-90 |
| Feb. 6, 2008..... | A | W | 62-55 |
| March 8, 2008..... | H | W | (OT) 75-72 |
| Jan. 21, 2009..... | A | L | 69-75 |
| Feb. 18, 2009..... | H | W | 80-67 |
| Feb. 6, 2010..... | H | W | 71-65 |
| March 6, 2010..... | A | W | 61-60 |
| Jan. 19, 2011..... | A | W | 55-53 |
| Feb. 26, 2011..... | H | W | 65-59 |
| Feb. 11, 2012..... | H | W | 64-59 |
| Feb. 26, 2012..... | A | L | 62-78 |
| March 9, 2012..... | N | W | 82-71 |
| Jan. 27, 2013..... | A | L | 47-71 |
| Feb. 13, 2013..... | H | L | 68-74 |
| Jan. 15, 2014..... | A | W | 63-53 |
| Feb. 10, 2014..... | H | L | 73-77 |

Miami (Ohio) (0-1) H-0-0; A-0-0; N-0-1

| | | | |
|--------------------|---|---|-------|
| Dec. 19, 1970..... | N | L | 64-67 |
|--------------------|---|---|-------|

Michigan (1-2) H-1-0; A-0-0; N-0-2

| | | | |
|---------------------|---|------------|-------|
| March 27, 1997..... | N | L | 73-82 |
| March 15, 2007..... | H | W | 87-66 |
| Nov. 22, 2013..... | N | (OT) 80-82 | |

Michigan State (1-1) H-1-0; A-0-1; N-0-0

| | | | |
|---------------------|---|---|-------|
| March 17, 1997..... | H | W | 68-63 |
| Nov. 30, 2011..... | A | L | 49-65 |

Middle Tennessee State (0-1) H-0-0; A-0-0; N-0-1

| | | | |
|---------------------|---|---|-------|
| March 16, 1989..... | N | L | 83-97 |
|---------------------|---|---|-------|

Millikin (0-1) H-0-0; A-0-0; N-0-1

| | | | |
|---------------------|---|---|-------|
| March 15, 1951..... | N | L | 60-91 |
|---------------------|---|---|-------|

Millsaps (2-0) H-0-0; A-1-0; N-1-0

| | | | |
|--------------------|---|---|-------|
| Feb. 5, 1949..... | A | W | 49-46 |
| Jan. 26, 1950..... | N | W | 62-45 |

Minnesota (4-6) H-2-3; A-1-3; N-1-1

| | | | |
|---------------------|---|------------|--------|
| March 16, 1972..... | N | W | 70-56 |
| Dec. 31, 1977..... | A | L | 74-88 |
| Dec. 20, 1979..... | H | W | 112-91 |
| Dec. 2, 1980..... | A | L | 66-79 |
| Nov. 29, 2000..... | H | L | 71-76 |
| Nov. 30, 2004..... | A | W | 70-69 |
| Nov. 27, 2007..... | H | W | 75-61 |
| Nov. 27, 2012..... | H | L | 68-77 |
| Dec. 3, 2013..... | A | L | 61-71 |
| April 1, 2014..... | N | (OT) 64-67 | |

Mississippi (3-1) H-2-0; A-1-1; N-0-0

| | | | |
|--------------------|---|---|-------|
| Jan. 9, 1951..... | H | W | 63-58 |
| Feb. 14, 1951..... | A | L | 75-79 |
| Dec. 3, 2003..... | H | W | 66-60 |
| Dec. 4, 2004..... | A | W | 69-64 |

Mississippi College (5-1) H-3-0; A-1-1; N-1-0

| | | | |
|--------------------|---|---|-------|
| Dec. 7, 1948..... | H | W | 53-21 |
| Feb. 4, 1949..... | A | L | 46-57 |
| Dec. 5, 1949..... | H | W | 43-24 |
| Dec. 6, 1949..... | H | W | 51-45 |
| Feb. 28, 1950..... | N | W | 74-63 |
| Feb. 15, 1951..... | A | W | 77-54 |

Mississippi State (4-4) H-2-0; A-1-3; N-1-1

| | | | |
|---------------------|---|---|--------|
| Dec. 10, 1951..... | A | L | 47-75 |
| Dec. 20, 1952..... | H | W | 82-52 |
| Dec. 4, 1953..... | A | L | 75-87 |
| Jan. 19, 1955..... | A | W | 71-76 |
| Feb. 21, 1955..... | H | W | 102-86 |
| Dec. 21, 1955..... | N | L | 71-79 |
| Dec. 29, 1998..... | N | W | 69-58 |
| March 20, 2007..... | A | L | 71-86 |

Missouri (2-1) H-1-0; A-0-1; N-1-0

| | | | |
|--------------------|---|---|-------|
| Dec. 11, 1976..... | A | L | 63-65 |
| Dec. 21, 1977..... | H | W | 97-64 |
| Dec. 19, 1980..... | N | W | 68-64 |

Missouri State (0-1) (Formerly known as Southwest Missouri State)

| | | | |
|--------------------|---|---|-------|
| Dec. 21, 1949..... | A | L | 52-79 |
|--------------------|---|---|-------|

Missouri Western (1-0) H-1-0; A-0-0; N-0-0

| | | | |
|--------------------|---|---|--------|
| Nov. 30, 1976..... | H | W | 109-80 |
|--------------------|---|---|--------|

Monmouth College (2-0) H-2-0; A-0-0; N-0-0

| | | | |
|--------------------|---|---|-------|
| March 5, 1984..... | H | W | 82-55 |
| Feb. 2, 1988..... | H | W | 82-68 |

Montana (1-0) H-0-0; A-0-0; N-1-0

| | | | |
|---------------------|---|---|-------|
| March 19, 1992..... | N | W | 78-68 |
|---------------------|---|---|-------|

Montana State (1-0) H-0-0; A-0-0; N-1-0

| | | | |
|--------------------|---|---|-------|
| March 7, 1955..... | N | W | 93-84 |
|--------------------|---|---|-------|

Morehead State (1-1) H-1-0; A-0-0; N-0-1

| | | | |
|--------------------|---|---|-------|
| Jan. 2, 1957..... | N | L | 75-97 |
| Jan. 30, 1960..... | H | W | 78-75 |

Morgan State (3-0) H-3-0; A-0-0; N-0-0

| | | | |
|--------------------|---|---|-------|
| Dec. 3, 1990..... | H | W | 89-48 |
| Dec. 20, 1993..... | H | W | 90-67 |
| Dec. 30, 2000..... | H | W | 74-64 |

Morningside (1-0) H-1-0; A-0-0; N-0-0

| | | | |
|--------------------|---|---|--------|
| Dec. 16, 1955..... | H | W | 104-93 |
|--------------------|---|---|--------|

Mount Saint Mary's (1-0) H-1-0; A-0-0; N-0-0

| | | | |
|--------------------|---|---|--------|
| Dec. 22, 1993..... | H | W | 108-81 |
|--------------------|---|---|--------|

Murray State (2-1) H-1-0; A-0-1; N-1-0

| | | | |
|--------------------|---|------------|-------|
| Dec. 7, 1957..... | H | W | 84-60 |
| Feb. 9, 1959..... | A | L | 71-96 |
| Dec. 30, 1998..... | N | (OT) 80-76 | |

Navy (1-0) H-0-0; A-0-0; N-1-0

| | | | |
|--------------------|---|---|-------|
| Dec. 17, 1977..... | N | W | 82-55 |
|--------------------|---|---|-------|

Nebraska (1-0) H-0-0; A-0-0; N-1-0

| | | | |
|--------------------|---|---|-------|
| Dec. 31, 2005..... | N | W | 74-60 |
|--------------------|---|---|-------|

Nevada-Las Vegas (0-1) H-0-0; A-0-1; N-0-0

| | | | |
|--------------------|---|---|--------|
| Dec. 22, 1990..... | A | L | 69-101 |
|--------------------|---|---|--------|

New Hampshire (1-0) H-1-0; A-0-0; N-0-0

| | | | |
|--------------------|---|---|--------|
| Dec. 30, 1968..... | H | W | 104-52 |
|--------------------|---|---|--------|

New Mexico (3-1) H-2-0; A-1-1; N-0-0

| | | | |
|--------------------|---|------------|-------|
| Feb. 1, 1974..... | H | W | 90-71 |
| Jan. 27, 1975..... | A | (OT) 78-84 | |
| Jan. 2, 1983..... | A | W | 74-71 |
| Feb. 22, 1983..... | H | W | 79-77 |

New Orleans (3-2) H-3-0; A-0-2; N-0-0

| | | | |
|--------------------|---|---|-------|
| Jan. 22, 1986..... | A | L | 55-76 |
| Feb. 12, 1986..... | H | W | 96-77 |
| Feb. 21, 1989..... | A | L | 77-83 |
| Dec. 9, 1989..... | H | W | 66-64 |
| Dec. 19, 2006..... | H | W | 69-50 |

New York University (1-0) H-0-0; A-0-0; N-1-0

| | | | |
|--------------------|---|---|-------|
| Dec. 30, 1955..... | N | W | 85-83 |
|--------------------|---|---|-------|

Nicholls State (2-0) H-2-0; A-0-0; N-0-0

| | | | |
|--------------------|---|---|-------|
| Nov. 26, 2003..... | H | W | 99-54 |
| Nov. 9, 2007..... | H | W | 81-58 |

Norfolk State (1-0) H-1-0; A-0-0; N-0-0

| | | | |
|--------------------|---|---|-------|
| Nov. 23, 1999..... | H | W | 81-70 |
|--------------------|---|---|-------|

North Carolina (12-46) H-5-16; A-4-22; N-3-10

| | | | |
|---------------------|---|---|--------|
| Dec. 16, 1965..... | A | L | 80-115 |
| Dec. 20, 1966..... | A | L | 54-81 |
| Feb. 1, 1968..... | A | L | 80-86 |
| Feb. 8, 1969..... | A | L | 82-100 |
| Dec. 13, 1969..... | A | L | 75-86 |
| Feb. 22, 1971..... | A | L | 61-70 |
| March 23, 1972..... | N | W | 79-75 |
| Feb. 17, 1973..... | N | L | 79-91 |
| Feb. 16, 1974..... | N | L | 85-104 |
| Jan. 5, 1985..... | N | L | 69-78 |
| Dec. 31, 1985..... | A | L | 64-109 |

| | | | |
|---------------------|---|---|--------|
| Dec. 15, 1991..... | A | W | 86-74 |
| Feb. 27, 1992..... | H | W | 110-96 |
| March 14, 1992..... | N | L | 76-80 |
| Jan. 27, 1993..... | A | L | 77-82 |
| Feb. 27, 1993..... | H | L | 76-86 |
| Jan. 26, 1994..... | H | L | 77-90 |
| Feb. 26, 1994..... | A | L | 75-78 |
| March 11, 1994..... | N | L | 69-83 |
| Jan. 25, 1995..... | A | L | 70-100 |
| Feb. 25, 1995..... | H | L | 78-80 |
| Jan. 24, 1996..... | H | L | 71-82 |
| Feb. 24, 1996..... | A | W | 84-80 |
| Jan. 22, 1997..... | H | W | 84-71 |
| Feb. 6, 1997..... | A | L | 62-90 |
| Dec. 20, 1997..... | H | L | 73-81 |
| Jan. 24, 1998..... | A | L | 55-103 |
| Jan. 6, 1999..... | H | L | 54-72 |
| Feb. 7, 1999..... | A | L | 64-98 |
| Jan. 22, 2000..... | A | W | 76-71 |
| Feb. 23, 2000..... | H | L | 67-70 |
| Jan. 20, 2001..... | H | L | 70-80 |
| Feb. 22, 2001..... | A | L | 67-95 |
| Jan. 16, 2002..... | H | W | 81-71 |
| Feb. 17, 2002..... | A | L | 85-95 |
| Dec. 22, | | | |

FLORIDA STATE® SERIES RECORDS

SERIES RECORDS – GAME-BY-GAME

March 9, 2013.....H W 71-67
Jan. 29, 2014.....A L 70-74

North Florida (2-0)

H-2-0; A-0-0; N-0-0
Nov. 12, 2010.....H W 75-55
Nov. 21, 2012.....H W 75-67

Northeastern (1-0)

H-0-0; A-0-0; N-1-0
Nov. 24, 2013.....N W 62-60

Northwestern (3-2)

H-1-0; A-1-2; N-1-0
Dec. 23, 1972.....N W 91-73
Dec. 1, 1999.....A W 60-46
Nov. 28, 2001.....A L 50-57
Dec. 1, 2003.....H W 71-53
Dec. 3, 2008.....A L 59-73

Notre Dame (2-0)

H-1-0; A-0-0; N-1-0
March 20, 2011.....N W 71-57
Jan. 21, 2014.....H W 76-74

Oglethorpe (2-1)

H-2-0; A-0-1; N-0-0
Jan. 27, 1949.....A L 52-64
Feb. 12, 1949.....H W 47-46
Dec. 1, 1971.....H W 112-69

Ohio (1-1)

H-1-0; A-0-1; N-0-0
Feb. 3, 1958.....A L 66-86
Dec. 21, 1974.....H W 67-60

Ohio State (0-6)

H-0-2; A-0-3; N-0-1
Dec. 2, 1961.....A L 57-72
Dec. 4, 1967.....A L 69-76
Dec. 27, 1968.....H L 86-93
Nov. 23, 2000.....N L 65-90
Dec. 2, 2009.....A L 64-77
Nov. 30, 2010.....H L 44-58

Oklahoma (0-2)

H-0-1; A-0-1; N-0-0
Dec. 13, 1986.....A L 92-109
Dec. 10, 1987.....H L 87-89

Oklahoma City (4-2)

H-2-1; A-2-1; N-0-0
Feb. 12, 1958.....H W 57-52
Jan. 31, 1959.....A L 75-103
Feb. 16, 1959.....H L 84-98
Jan. 4, 1962.....H W 99-74
Feb. 3, 1962.....A W 81-79
Dec. 30, 1972.....A W 94-80

Oklahoma State (0-1)

H-0-0; A-0-0; N-0-1
Dec. 18, 1964.....N L 56-60

Old Dominion (0-1)

H-0-0; A-0-1; N-0-0
Jan. 6, 1979.....A L 76-80

Oral Roberts (2-0)

H-1-0; A-1-0; N-0-0
March 1, 1977.....H W 91-87
Feb. 27, 1978.....A W 80-76

Oregon (1-0)

H-1-0; A-0-0; N-0-0
Dec. 4, 1969.....H W 100-84

Oregon State (2-1)

H-1-0; A-0-0; N-1-1
Dec. 2, 1969.....H W 69-68
Dec. 29, 1971.....N W 73-72
Dec. 27, 1975.....N L 75-78

Palm Beach Atlantic (1-0)

H-1-0; A-0-0; N-0-0
Dec. 13, 1975.....H W 109-52

Panama Nationals (1-0)

H-1-0; A-0-0; N-0-0
Jan. 28, 1966.....H W 96-73

Paris Island Marines (0-2)

H-0-1; A-0-1; N-0-0
Nov. 26, 1951.....A L 46-78
Jan. 26, 1952.....H L 62-64

Penn State (3-1)

H-1-0; A-1-0; N-1-1
Dec. 27, 1972.....N W 70-60
Dec. 23, 1978.....N L 57-64

Dec. 5, 1987.....H W 63-60
Dec. 17, 1988.....A W 87-81

Pepperdine (3-0)

H-1-0; A-1-0; N-1-0
March 14, 1951.....N W 61-59
Jan. 2, 1970.....A W 121-83
Jan. 2, 1971.....H W 101-82

Pittsburgh (2-9)

H-0-2; A-1-5; N-1-2
Dec. 8, 1973.....N L 60-82
Dec. 22, 1982.....H L 74-75
Dec. 20, 1983.....A L 89-102
March 18, 1984.....N L 63-66
Dec. 21, 1984.....N W 83-76
Dec. 21, 1985.....A L 75-88
Dec. 28, 1987.....A L 71-72
Dec. 22, 2003.....A L 56-63
Nov. 24, 2006.....A L 66-88
Dec. 21, 2008.....H L 56-48
Feb. 23, 2014.....A W 71-66

Princeton (0-3)

H-0-1; A-0-0; N-0-2
Dec. 15, 1972.....N L 59-61
Dec. 28, 1998.....N L 46-50
Dec. 30, 2011.....H L (3 OT) 73-75

Providence (1-1)

H-0-0; A-0-1; N-1-0
Dec. 29, 2006.....N W 92-62
Dec. 22, 2007.....A L 95-101

Purdue (2-0)

H-1-0; A-0-0; N-1-0
Dec. 26, 1974.....N W 69-66
Nov. 29, 2005.....H W 97-57

Radford (1-0)

H-1-0; A-0-0; N-0-0
Dec. 20, 1995.....H W 79-59

Rhode Island (3-0)

H-1-0; A-1-0; N-1-0
March 12, 1987.....H W 107-92
Dec. 29, 1989.....A W 95-76
Nov. 25, 2000.....N W 86-71

Rhodes College (0-1)

(Formerly known as Southwestern (Memphis))
H-0-0; A-0-1; N-0-0
Dec. 30, 1948.....A L 47-54

Rice (5-2)

H-3-0; A-1-2; N-1-0
Dec. 6, 1961.....H W 76-66
Dec. 11, 1963.....A L 81-102
Dec. 30, 1964.....N W 81-56
Dec. 5, 1966.....H W 76-72
Jan. 20, 1969.....A L 80-83
Nov. 29, 1996.....H W 79-54
Nov. 14, 1997.....A W 65-53

Richmond (1-3)

H-0-1; A-1-2; N-0-0
Dec. 22, 1962.....H L 56-62
Jan. 2, 1964.....A L 65-69
Dec. 16, 1966.....A L 76-80
Dec. 20, 1967.....A W 114-91

Rider (1-0)

H-1-0; A-0-0; N-0-0
Jan. 4, 1989.....H W 113-67

Robert Morris (1-0)

H-1-0; A-0-0; N-0-0
Dec. 23, 1991.....H W 76-60

Rollins (20-2)

H-13-0; A-7-2; N-0-0
Feb. 1, 1951.....A W 60-57
Feb. 20, 1951.....H W 62-45
Feb. 1, 1952.....H W 74-71
Feb. 8, 1952.....A L 55-69
Dec. 12, 1952.....H W 90-83
Dec. 31, 1952.....A L 79-82
Jan. 11, 1954.....A W 82-72
Jan. 19, 1954.....H W 85-68
Jan. 31, 1955.....H W 86-74
Feb. 16, 1955.....A W 110-82
Dec. 5, 1955.....H W 101-67
Jan. 9, 1956.....A W 71-70
Feb. 4, 1957.....H W 97-94
Feb. 16, 1957.....H W 96-79
Feb. 13, 1958.....H W 80-61
Feb. 23, 1959.....A W 94-83
Feb. 11, 1960.....H W 101-58

Jan. 28, 1961.....A W 78-70
Jan. 11, 1962.....H W 110-53
Dec. 8, 1969.....A W 107-86
Dec. 2, 1975.....H W 90-47
Nov. 28, 1977.....H W 83-59

Rutgers (1-0)

H-1-0; A-0-0; N-0-0
Dec. 22, 1967.....H W 87-77

Saint Bonaventure (1-0)

H-0-0; A-0-0; N-1-0
March 16, 2012.....N W 66-63

Saint Joseph's (Pa.) (2-0)

H-1-0; A-0-0; N-1-0
Jan. 7, 1985.....H W 88-72
Nov. 17, 2012.....N W 73-66

Saint Leo (3-0)

H-3-0; A-0-0; N-0-0
Dec. 5, 1977.....H W 90-49
Jan. 25, 1982.....H W 101-74
Nov. 29, 1982.....H W 92-54

Saint Louis (11-1)

H-3-0; A-6-1; N-2-0
Jan. 4, 1972.....N W 63-62
Jan. 26, 1978.....A W 88-75
Feb. 4, 1978.....A W 72-68
Jan. 12, 1979.....A W 61-59
Feb. 12, 1979.....H W 84-79
Jan. 4, 1980.....A W 75-73
Feb. 14, 1980.....A W 71-69
Feb. 4, 1981.....A L 71-72
Feb. 9, 1981.....H W 70-57
March 5, 1981.....N W 84-77
Jan. 13, 1982.....A W 75-74
Jan. 23, 1982.....H W 89-73

Saint Peter's (1-0)

H-1-0; A-0-0; N-0-0
Dec. 23, 2006.....H W 76-63

Saint Thomas (6-0)

H-3-0; A-3-0; N-0-0
Dec. 3, 1970.....H W 106-70
Feb. 28, 1972.....A W 94-66
Dec. 9, 1972.....H W 97-62
Dec. 3, 1973.....H W 109-71
Jan. 11, 1975.....A W 88-59
Jan. 20, 1975.....A W 95-85

Sam Houston State (1-0)

H-1-0; A-0-0; N-0-0
Nov. 13, 1998.....H W 88-51

Samford (Howard) (11-0)

H-7-0; A-3-0; N-1-0
Jan. 20, 1950.....A W 59-58
Feb. 4, 1950.....H W 50-39
Dec. 15, 1950.....H W 60-44
Jan. 19, 1951.....A W 58-51
Feb. 26, 1951.....N W 64-54
Feb. 18, 1966.....H W 77-66
Dec. 9, 1967.....H W 104-89
Jan. 16, 1971.....H W 122-79
Jan. 25, 1973.....A W 47-34
Dec. 19, 1989.....H W 100-62
Dec. 2, 2007.....H W 61-45

San Diego State (0-1)

H-0-0; A-0-1; N-0-0
Dec. 29, 1982.....A L 85-89

San Francisco (0-1)

H-0-0; A-0-1; N-0-0
Dec. 18, 1976.....A L 87-93

Santa Clara (1-1)

H-0-0; A-0-0; N-1-1
Dec. 29, 1955.....N L 59-61
Dec. 17, 1976.....N W 94-80

Savannah State (3-0)

H-3-0; A-0-0; N-0-0
Nov. 24, 2002.....H W 79-46
Nov. 20, 2001.....H W 93-41
Feb. 1, 2004.....H W 88-73

Seton Hall (3-1)

H-0-1; A-1-0; N-2-0
Feb. 3, 1973.....N W 80-61
Dec. 10, 1977.....N W 94-63
Jan. 18, 1997.....A W 67-56
Dec. 11, 1999.....H L 56-79

Sewanee (3-3)

H-1-1; A-2-1; N-0-1
Feb. 18, 1949.....H L 35-43
Feb. 19, 1949.....H W 47-39
Feb. 17, 1950.....A W 80-59
Feb. 18, 1950.....A W 85-65
Dec. 26, 1951.....N L 48-58
Dec. 17, 1952.....A L 58-69

Shawnee State (1-0)

H-1-0; A-0-0; N-0-0
Nov. 24, 2004.....H W 88-65

Siena (1-0)

H-1-0; A-0-0; N-0-0
Nov. 18, 1992.....H W 89-80

South Alabama (10-3)

H-6-2 A-4-1; N-0-0
Jan. 19, 1972.....H W 105-72
Feb. 7, 1972.....A W 104-81
Feb. 23, 1973.....A W 86-69
Feb. 23, 1974.....H W 105-63
March 4, 1974.....A W 96-91
Jan. 22, 1977.....H W 115-86
Feb. 2, 1978.....H L 56-58
Feb. 6, 1979.....A L 61-78
Dec. 14, 1988.....H W 87-82
Jan. 2, 1990.....A W 78-75
Dec. 16, 2004.....H W 83-52
Nov. 20, 2012.....H W 80-39
Nov. 9, 2012.....H L 71-76

South Carolina (16-14)

H-6-8; A-8-5; N-2-1
Jan. 4, 1960.....H W 93-75
Dec. 17, 1960.....A L 72-81
Jan. 28, 1969.....H W 87-76
Dec. 30, 1980.....H L 78-80
Feb. 18, 1981.....A L 70-83
Dec. 22, 1981.....A W 82-77
Feb. 22, 1982.....H L 84-87
Feb. 2, 1983.....A W 90-85
Feb. 28, 1983.....H L 76-79
Jan. 3, 1984.....H L 68-76
Jan. 28, 1984.....A W 87-82
March 8, 1984.....N W 72-65
Feb. 2, 1985.....A L 77-92
March 2, 1985.....H W 87-75
Feb. 1, 1986.....A L 73-81
March 1, 1986.....H W 68-62
Jan. 21, 1987.....H L 60-63
Feb. 14, 1987.....A W 80-72
March 6, 1987.....N L 85-86
Jan. 25, 1988.....H L 72-80
Feb. 27, 1988.....A L 78-81
Jan. 26, 1989.....A W 69-67
Feb. 8, 1989.....H W 88-72
March 11, 1989.....A W 80-63
Jan. 20, 1990.....H L 53-56
March 3, 1990.....A W 79-70
Jan. 19, 1991.....A W 81-80
March 2, 1991.....H W 70-59
March 7, 1991.....N W 65-55
March 21, 2006.....H L (OT) 68-69

South Carolina-Aiken (1-0)

H-1-0; A-0-0; N-0-0
Jan. 14, 1980.....H W 82-69

South Carolina-Spartanburg (1-0)

H-1-0; A-0-0; N-0-0
Dec. 4, 1986.....H W 97-69

South Carolina State (1-0)

H-1-0; A-0-0; N-0-0
Nov. 28, 2003.....H W 81-46

South Dakota (1-0)

H-1-0; A-0-0; N-0-0
Dec. 5, 1970.....H W 125-65

South Dakota State (1-0)

H-0-0; A-0-0; N-1-0
March 13, 1951.....N W 85-70

South Florida (20-12)

H-12-2; A-6-8; N-2-2
Jan. 29, 1973.....H W 95-53
Jan. 19, 1974.....A L 94-95
Feb. 9, 1974.....H W 118-84
Jan. 15, 1975.....A L 71-77
Feb. 28, 1975.....H W 77-64
Dec. 19, 1975.....N W 78-71
Jan. 20, 1976.....A W 76-72
Feb. 7, 1976.....H W 88-62
Jan. 20, 1977.....A W 97-74
Feb. 26, 1977.....H W 103-72
Dec. 9, 1977.....N W 76-67



FLORIDA STATE[®] SERIES RECORDS

SERIES RECORDS - GAME-BY-GAME

| | | | | | | | | | | | |
|---------------------------------------|---|---------|---------------------------|---|--------|------------------------------------|---|------------|------------------------------|---|-----------|
| Dec. 6, 1979.....A | W | 89-71 | Feb. 25, 1953.....A | W | 76-66 | Dec. 14, 1998.....A | L | (OT) 66-75 | Jan. 7, 1978.....A | W | 87-85 |
| Jan. 7, 1980.....H | W | 84-69 | March 5, 1953.....H | L | 81-94 | Nov. 29, 1999.....H | L | 58-69 | Jan. 14, 1978.....H | W | 103-85 |
| Dec. 5, 1981.....A | L | 67-82 | Dec. 18, 1953.....H | W | 74-71 | Tennessee (3-5) | | | Jan. 10, 1979.....A | L | 60-74 |
| Dec. 10, 1982.....N | L | 77-90 | Jan. 16, 1954.....A | L | 60-82 | H-1-0; A-1-4; N-1-1 | | | Jan. 29, 1979.....H | W | 89-84 |
| Feb. 22, 1984.....A | L | 51-53 | Dec. 18, 1954.....H | W | 94-79 | Dec. 9, 1957.....A | L | 57-74 | March 1, 1979.....A | W | 101-92 |
| Jan. 9, 1985.....H | L | 54-66 | Jan. 29, 1955.....A | W | 84-73 | Jan. 4, 1961.....A | L | 68-70 | Jan. 2, 1980.....N | W | 108-97 |
| Feb. 16, 1987.....H | W | 83-78 | Feb. 28, 1955.....H | W | 86-77 | Dec. 16, 1961.....A | W | 69-62 | Jan. 12, 1980.....A | L | 79-80 |
| Jan. 16, 1988.....A | W | 86-70 | Dec. 10, 1955.....H | W | 71-78 | Jan. 2, 1963.....A | L | 65-66 | Feb. 28, 1980.....A | W | 85-73 |
| Dec. 20, 1988.....H | W | 113-81 | Feb. 20, 1956.....A | W | 89-84 | Dec. 22, 1964.....N | L | 43-65 | Jan. 24, 1981.....H | W | 79-61 |
| Dec. 16, 1989.....A | W | 78-72 | Jan. 14, 1957.....A | L | 70-97 | Dec. 30, 1986.....N | W | 91-90 | Jan. 31, 1981.....A | W | 74-68 |
| Dec. 18, 1990.....H | W | 80-72 | Jan. 19, 1957.....H | W | 104-86 | Dec. 19, 1987.....A | L | 78-81 | Feb. 1, 1982.....A | L | 53-66 |
| Dec. 20, 1991.....A | L | 88-92 | Jan. 16, 1958.....H | W | 77-60 | Jan. 15, 1989.....H | W | 101-90 | Feb. 10, 1982.....H | L | 61-62 |
| Dec. 30, 1992.....H | W | 94-73 | Feb. 21, 1959.....A | L | 91-98 | Tennessee-Chattanooga (2-0) | | | March 5, 1982.....N | W | 54-49 |
| Dec. 11, 1993.....A | L | 63-65 | Feb. 9, 1963.....H | W | 73-57 | H-1-0; A-0-0; N-0-0 | | | Feb. 14, 1983.....H | L | 79-80 |
| Nov. 29, 1994.....H | W | 95-88 | Feb. 27, 1964.....A | W | 80-60 | Dec. 18, 1984.....H | W | 90-73 | March 5, 1983.....A | L | 66-71 |
| Jan. 31, 1998.....A | L | 68-70 | Jan. 6, 1968.....A | W | 72-60 | Dec. 22, 2009.....H | W | 95-68 | Jan. 9, 1984.....A | L | 43-50 |
| Feb. 2, 1999.....H | W | 77-66 | Feb. 29, 1968.....H | W | 111-81 | Nov. 17, 2013.....H | W | 89-61 | Feb. 20, 1984.....H | W | 52-51 |
| Jan. 8, 2000.....A | L | 55-66 | Feb. 10, 1969.....H | W | 95-67 | Tennessee-Martin (3-0) | | | Jan. 28, 1985.....A | L | 61-64 |
| Dec. 7, 2000.....H | L | 54-69 | Feb. 26, 1970.....A | W | 94-64 | H-3-0; A-0-0; N-0-0 | | | Feb. 6, 1985.....H | W | 74-51 |
| Jan. 2, 2002.....A | W | 78-74 | Jan. 18, 1971.....H | W | 78-71 | Dec. 18, 1984.....H | W | 90-73 | Jan. 4, 1990.....H | W | 92-68 |
| Nov. 18, 2007.....N | L | 67-68 | Dec. 6, 1971.....A | W | 49-47 | Dec. 22, 2009.....H | W | 95-68 | Feb. 20, 1990.....A | W | 69-67 |
| Southeast Missouri State (1-0) | | | Feb. 26, 1972.....N | W | 90-54 | Nov. 17, 2013.....H | W | 89-61 | Jan. 3, 1991.....A | L | 61-77 |
| H-1-0; A-0-0; N-0-0 | | | Jan. 17, 1973.....H | W | 84-67 | Tennessee State (1-0) | | | Feb. 2, 1991.....H | W | 85-79 |
| Dec. 22, 1994.....H | W | 100-75 | March 5, 1975.....A | L | 54-63 | H-1-0; A-0-0; N-0-0 | | | March 20, 1993.....N | W | 94-63 |
| Southeastern Louisiana (1-0) | | | Dec. 11, 1975.....H | W | 81-71 | Dec. 17, 1996.....H | W | 100-62 | Dec. 10, 1994.....H | W | 81-74 |
| H-1-0; A-0-0; N-0-0 | | | Jan. 12, 1987.....H | W | 83-75 | Tennessee Tech (2-0) | | | Dec. 5, 1995.....A | L | 77-78 |
| Dec. 10, 2006.....H | W | 88-62 | Dec. 16, 1987.....N | W | 80-67 | H-2-0; A-0-0; N-0-0 | | | Tulsa (4-0) | | |
| Southern California (2-2) | | | Dec. 9, 1988.....H | W | 91-74 | Dec. 2, 1957.....H | W | 74-71 | H-1-0; A-1-0; N-2-0 | | |
| H-1-0; A-0-1; N-1-1 | | | Dec. 22, 1989.....H | W | 92-83 | Dec. 16, 2008.....H | W | 69-59 | Dec. 23, 1963.....H | W | 91-76 |
| Dec. 21, 1968.....H | W | 70-68 | Jan. 14, 1991.....N | W | 69-64 | Texas (2-0) | | | Dec. 26, 1964.....A | W | 74-72 |
| Jan. 3, 1970.....A | L | 68-71 | Dec. 18, 2002.....H | W | 93-76 | H-1-0; A-1-0; N-0-0 | | | Dec. 30, 1982.....N | W | 96-80 |
| Dec. 18, 1970.....N | L | 85-94 | Dec. 30, 2003.....A | W | 87-72 | Dec. 27, 1969.....H | W | 82-61 | Dec. 29, 2012.....N | W | 82-63 |
| March 14, 1991.....N | W | 75-72 | Dec. 23, 2004.....H | W | 71-61 | Dec. 1, 1970.....A | W | 80-78 | UCLA (0-2) | | |
| Southern Illinois (1-1) | | | Dec. 5, 2006.....A | W | 82-63 | H-0-0; A-0-0; N-0-0 | | | H-0-0; A-0-1; N-0-1 | | |
| H-1-0; A-0-1; N-0-0 | | | Nov. 30, 2007.....H | W | 72-59 | Dec. 27, 1969.....H | W | 82-61 | March 26, 1972.....A | L | 76-81 |
| Jan. 27, 1973.....H | W | 78-73 | Nov. 20, 2008.....H | W | 79-77 | Dec. 1, 1970.....A | W | 80-78 | Nov. 27, 1992.....N | L | 83-86 |
| Jan. 21, 1974.....A | L | 73-77 | Nov. 18, 2009.....H | W | 80-38 | Texas A&M (3-1) | | | H-3-0; A-0-0; N-0-0 | | |
| Southern Methodist (1-0) | | | Dec. 15, 2010.....H | W | 97-63 | H-0-1; A-1-0; N-2-0 | | | UNC Asheville (3-0) | | |
| H-1-0; A-0-0; N-0-0 | | | Nov. 16, 2011.....H | W | 79-66 | Dec. 13, 1956.....H | L | 74-83 | Jan. 2, 1992.....H | W | 107-54 |
| Nov. 14, 2006.....H | W | 59-52 | Staubenville (0-1) | | | Jan. 4, 1974.....N | W | 99-79 | Dec. 17, 1997.....H | W | 77-60 |
| Southern Mississippi (16-8) | | | H-0-0; A-0-1; N-0-0 | | | Dec. 16, 1977.....A | W | 100-77 | Jan. 6, 2001.....H | W | 76-68 |
| H-10-2; A-5-6; N-1-0 | | | Dec. 3, 1956.....A | L | 64-79 | March 18, 2011.....N | W | 57-50 | UNC Charlotte (4-2) | | |
| Dec. 11, 1951.....A | L | 83-84 | Syracuse (1-4) | | | H-3-1; A-0-0; N-0-0 | | | H-1-1; A-1-1; N-2-0 | | |
| Dec. 14, 1951.....H | L | 70-78 | H-0-1; A-1-1; N-0-2 | | | Jan. 6, 2003.....H | W | 72-56 | Jan. 29, 1977.....H | L | 65-76 |
| Feb. 18, 1957.....H | W | 81-72 | Feb. 3, 1990.....N | L | 69-90 | Nov. 22, 2004.....H | L | 67-70 | Feb. 13, 1978.....A | L | 79-88 |
| Jan. 6, 1959.....H | W | 65-62 | Feb. 18, 1991.....A | L | 79-88 | Jan. 3, 2009.....H | W | 69-48 | Dec. 29, 1981.....N | W | 76-73 |
| Jan. 9, 1960.....A | L | 78-87 | Dec. 3, 1991.....N | L | 71-89 | March 12, 1997.....A | W | 82-67 | Dec. 19, 1992.....N | W | 63-59 |
| Dec. 7, 1970.....N | W | 117-84 | March 9, 2014.....H | L | 74-58 | Texas Christian (1-2) | | | Dec. 22, 2012.....A | W | 79-76 |
| Jan. 13, 1983.....H | W | 71-65 | Tampa (31-8) | | | H-0-0; A-0-1; N-1-1 | | | Dec. 17, 2013.....H | W | 106-62 |
| Jan. 29, 1983.....A | W | 94-82 | H-20-0; A-11-6; N-0-2 | | | Dec. 12, 1963.....A | L | 60-66 | UNC Greensboro (4-0) | | |
| Jan. 7, 1984.....A | W | 83-64 | Jan. 15, 1949.....A | L | 56-58 | March 13, 1998.....N | W | 96-87 | H-2-0; A-2-0; N-0-0 | | |
| Feb. 4, 1984.....H | W | 78-74 | Feb. 2, 1949.....A | W | 60-58 | Nov. 28, 2004.....N | L | 70-71 | Dec. 30, 1993.....H | W | 94-76 |
| Jan. 26, 1985.....A | L | 63-77 | March 1, 1949.....N | L | 47-56 | Texas Pan American (2-0) | | | Feb. 1, 1995.....A | W | 75-65 |
| Feb. 11, 1985.....H | W | 91-79 | Jan. 12, 1950.....A | L | 60-80 | (Formerly known as Pan American) | | | Nov. 14, 2010.....A | W | 97-73 |
| Jan. 18, 1986.....H | L | 92-94 | Feb. 11, 1950.....H | W | 58-56 | H-1-0; A-1-0; N-0-0 | | | Dec. 11, 2011.....H | W | 75-60 |
| Feb. 8, 1986.....A | L | 96-102 | Jan. 17, 1951.....H | W | 80-69 | Dec. 23, 1970.....A | W | 95-90 | Union (TN) (0-1) | | |
| Jan. 14, 1987.....A | W | 95-74 | Jan. 25, 1951.....A | L | 66-76 | Jan. 31, 1972.....H | W | 109-83 | H-0-0; A-0-1; N-0-0 | | |
| Feb. 8, 1987.....H | W | 117-102 | Jan. 15, 1952.....A | W | 72-66 | Texas Southern (2-0) | | | H-1-0; A-0-0; N-0-0 | | |
| Feb. 13, 1988.....H | W | 83-75 | Feb. 15, 1952.....H | W | 79-60 | H-2-0; A-0-0; N-0-0 | | | Nov. 19, 1997.....H | W | 66-55 |
| March 5, 1988.....A | W | 87-83 | Feb. 29, 1952.....N | L | 57-78 | Nov. 19, 2004.....H | W | 71-62 | Valdosta State (15-0) | | |
| Jan. 7, 1989.....H | W | 104-79 | Jan. 12, 1953.....A | L | 73-77 | Dec. 7, 2005.....H | W | 90-59 | H-13-0; A-2-0; N-0-0 | | |
| March 4, 1989.....A | W | 81-78 | Feb. 14, 1953.....H | W | 83-74 | Toledo (3-0) | | | Feb. 9, 1961.....H | W | 86-66 |
| Jan. 6, 1990.....H | W | 113-82 | Jan. 6, 1954.....H | W | 74-58 | H-1-0; A-1-0; N-1-0 | | | Feb. 8, 1962.....H | W | 72-42 |
| Jan. 31, 1990.....A | L | 72-84 | Jan. 12, 1954.....A | W | 73-63 | Nov. 26, 1976.....N | W | 70-66 | Dec. 3, 1962.....H | W | 65-42 |
| Jan. 5, 1991.....A | L | 72-84 | Dec. 14, 1954.....H | W | 90-62 | March 7, 1980.....A | W | 94-91 | Feb. 5, 1963.....A | W | 61-56 |
| Feb. 26, 1991.....H | W | 85-83 | Jan. 8, 1955.....A | W | 96-61 | March 13, 2007.....H | W | 77-61 | Dec. 1, 1964.....H | W | 81-57 |
| Southern University (1-0) | | | Dec. 13, 1955.....A | W | 89-67 | Troy State (8-1) | | | Dec. 2, 1965.....H | W | 69-67 |
| H-1-0; A-0-0; N-0-0 | | | Feb. 7, 1956.....H | W | 88-73 | H-6-0; A-2-1; N-0-0 | | | Dec. 1, 1966.....H | W | 62-58 |
| Dec. 6, 1991.....H | W | 95-75 | Feb. 2, 1957.....A | W | 82-67 | Dec. 12, 1947.....H | W | 57-37 | Jan. 30, 1968.....H | W | 81-71 |
| Spring Hill (3-3) | | | Feb. 25, 1957.....H | W | 88-57 | Jan. 30, 1948.....A | L | 48-49 | Feb. 3, 1969.....A | W | 84-81 |
| H-2-1; A-1-2; N-0-0 | | | Jan. 9, 1958.....H | W | 72-53 | Dec. 15, 1948.....A | W | 68-64 | Dec. 12, 1970.....H | W | 111-83 |
| Dec. 10, 1947.....H | W | 39-36 | Feb. 24, 1958.....A | L | 56-79 | Dec. 10, 1949.....H | W | 61-27 | Nov. 30, 1974.....H | W | 81-74 |
| Jan. 24, 1948.....A | L | 54-76 | Jan. 14, 1960.....H | W | 72-67 | Feb. 15, 1950.....A | W | 79-71 | Feb. 24, 1976.....H | W | 106-61 |
| Dec. 19, 1951.....A | L | 54-64 | Feb. 1, 1960.....A | L | 68-83 | Feb. 6, 1956.....H | W | 90-65 | Dec. 20, 1986.....H | W | 85-75 |
| Dec. 19, 1953.....H | L | 60-69 | Dec. 1, 1960.....H | W | 88-60 | Jan. 8, 1977.....H | W | 83-69 | Valparaiso (0-1) | | |
| Jan. 18, 1955.....A | W | 81-72 | Feb. 24, 1961.....A | W | 116-95 | Dec. 1, 1977.....H | W | 110-82 | H-0-0; A-0-0; N-0-1 | | |
| Dec. 9, 1958.....H | W | 100-70 | Feb. 12, 1962.....H | W | 91-71 | Tulane (23-12) | | | March 15, 1998.....N | L | 77-88(OT) |
| Stetson (41-11) | | | Feb. 26, 1962.....H | W | 123-92 | H-12-3; A-8-9; N-3-0 | | | Vanderbilt (1-3) | | |
| H-24-4; A-13-7; N-4-0 | | | Dec. 1, 1962.....H | W | 92-60 | Jan. 14, 1967.....A | L | 85-87 | H-1-0; A-0-3; N-0-0 | | |
| Jan. 13, 1948.....A | L | 56-65 | Feb. 25, 1963.....A | W | 80-58 | Feb. 11, 1967.....H | W | 100-90 | Dec. 5, 1960.....A | L | 55-75 |
| Feb. 24, 1948.....H | W | 41-38 | Dec. 21, 1963.....H | W | 107-61 | Jan. 8, 1969.....A | W | 97-94 | March 16, 1987.....A | L | 92-109 |
| Jan. 5, 1949.....A | W | 49-40 | Feb. 20, 1965.....A | W | 71-64 | Jan. 17, 1970.....A | W | 82-77 | Dec. 22, 1999.....H | W | 70-65 |
| Jan. 14, 1949.....A | W | 40-36 | Dec. 6, 1965.....H | W | 121-57 | Feb. 14, 1970.....H | W | 112-77 | Dec. 9, 2000.....A | L | 60-72 |
| Jan. 28, 1 | | | | | | | | | | | |

SERIES RECORDS/OVERTIME GAMES

SERIES RECORDS - GAME-BY-GAME

| | | | |
|------------------------------------|---|------|--------|
| Vermont (1-0) | | | |
| H-0-0; A-1-0; N-0-0 | | | |
| Dec. 30, 1976.....A | W | | 76-67 |
| Villanova (0-1) | | | |
| H-0-0; A-0-0; N-0-1 | | | |
| Dec. 19, 1988.....N | L | | 67-68 |
| Virginia (22-21) | | | |
| H-14-7; A-8-13; N-0-1 | | | |
| Jan. 4, 1992.....H | L | | 68-77 |
| Feb. 13, 1992.....A | W | | 64-63 |
| Jan. 6, 1993.....A | L | | 76-80 |
| Feb. 8, 1993.....H | W | | 99-84 |
| Jan. 6, 1994.....A | L | | 64-84 |
| Feb. 6, 1994.....H | W | | 100-64 |
| Jan. 4, 1995.....H | L | | 75-81 |
| Feb. 4, 1995.....A | L | (OT) | 63-76 |
| Jan. 3, 1996.....A | W | | 69-64 |
| Feb. 3, 1996.....H | L | | 59-64 |
| Jan. 8, 1997.....H | L | | 61-64 |
| Feb. 1, 1997.....A | L | | 60-73 |
| Feb. 4, 1998.....A | W | | 71-63 |
| Feb. 28, 1998.....H | W | | 88-63 |
| Dec. 1, 1998.....A | W | | 72-69 |
| Jan. 30, 1999.....H | L | | 60-67 |
| Jan. 26, 2000.....A | L | | 81-86 |
| Feb. 26, 2000.....H | W | | 71-64 |
| Jan. 16, 2001.....A | L | | 71-89 |
| Feb. 17, 2001.....H | L | | 66-69 |
| Jan. 20, 2002.....A | L | | 74-91 |
| Feb. 20, 2002.....H | W | | 66-59 |
| Jan. 29, 2003.....A | L | | 72-85 |
| March 1, 2003.....H | W | | 73-59 |
| Jan. 18, 2004.....A | L | | 67-76 |
| Feb. 17, 2004.....H | W | | 76-57 |
| Feb. 9, 2005.....A | L | | 55-56 |
| March 6, 2005.....H | W | | 68-63 |
| Jan. 1, 2006.....A | W | (OT) | 87-82 |
| Feb. 18, 2006.....H | W | | 76-62 |
| Feb. 17, 2007.....A | L | | 70-73 |
| Jan. 23, 2008.....H | W | | 69-67 |
| Jan. 24, 2009.....A | W | | 73-62 |
| Feb. 10, 2009.....H | W | | 68-57 |
| Feb. 17, 2010.....A | W | | 69-50 |
| Feb. 12, 2011.....H | W | | 63-56 |
| Feb. 4, 2012.....H | W | | 58-55 |
| March 1, 2012.....A | W | | 63-60 |
| Jan. 19, 2013.....A | L | | 36-56 |
| March 7, 2013.....H | W | | 53-51 |
| Jan. 4, 2014.....H | L | | 60-52 |
| Jan. 18, 2014.....A | L | | 66-78 |
| March 14, 2014.....N | L | | 51-64 |
| Virginia Commonwealth (1-1) | | | |
| H-0-0; A-0-0; N-1-1 | | | |
| March 25, 2011.....N | L | (OT) | 71-72 |
| Nov. 21, 2013.....N | W | | 85-67 |
| Virginia Military (2-1) | | | |
| H-1-0; A-1-1; N-0-0 | | | |
| Jan. 4, 1964.....A | L | | 72-83 |
| Dec. 3, 1964.....H | W | | 76-72 |
| Dec. 20, 1965.....A | W | | 65-64 |
| Virginia Tech (28-20) | | | |
| H-17-4; A-8-14; N-3-2 | | | |
| Dec. 14, 1968.....A | L | | 74-77 |
| Jan. 31, 1970.....H | W | | 83-73 |
| Feb. 1, 1973.....A | L | | 82-91 |
| Jan. 10, 1974.....H | W | | 85-80 |
| March 3, 1979.....N | L | | 60-68 |
| Jan. 21, 1980.....H | L | | 77-79 |
| Feb. 22, 1980.....A | L | | 76-78 |
| Jan. 12, 1981.....A | L | | 70-80 |
| Feb. 16, 1981.....H | W | | 80-76 |
| Jan. 16, 1982.....A | W | | 69-65 |
| Feb. 25, 1982.....A | L | | 76-77 |
| Jan. 15, 1983.....A | L | | 69-70 |
| Feb. 19, 1983.....H | W | | 82-78 |
| Feb. 25, 1984.....H | W | | 58-57 |
| March 3, 1984.....A | W | | 93-79 |
| Jan. 14, 1985.....A | L | | 71-85 |
| Feb. 23, 1985.....H | L | | 75-87 |
| March 7, 1985.....N | W | | 97-93 |
| Jan. 25, 1986.....A | L | | 73-86 |
| Feb. 24, 1986.....H | L | | 84-92 |
| March 3, 1986.....N | W | | 77-76 |
| Jan. 31, 1987.....A | L | | 79-82 |
| Feb. 23, 1987.....H | W | | 107-78 |
| Jan. 30, 1988.....A | L | | 87-88 |
| March 2, 1988.....H | W | | 92-79 |
| Jan. 28, 1989.....A | W | | 100-97 |
| March 1, 1989.....H | W | | 117-97 |
| Jan. 27, 1990.....A | W | | 67-63 |
| Feb. 24, 1990.....H | L | | 74-84 |
| Jan. 26, 1991.....A | W | | 71-60 |
| Feb. 23, 1991.....H | W | | 91-79 |
| March 8, 1991.....N | W | | 91-71 |
| Dec. 27, 2001.....H | W | | 78-49 |

| | | | |
|-------------------------------|---|------|--------|
| Jan. 4, 2003.....A | W | | 76-69 |
| Jan. 8, 2005.....H | W | | 77-70 |
| Jan. 7, 2006.....H | W | | 74-68 |
| Feb. 25, 2006.....A | L | | 61-72 |
| Jan. 17, 2007.....H | W | | 82-73 |
| Jan. 29, 2008.....A | L | | 80-89 |
| Feb. 21, 2009.....A | W | | 67-65 |
| March 8, 2009.....H | W | | 63-53 |
| Jan. 16, 2010.....H | W | | 63-58 |
| Jan. 8, 2011.....A | L | | 59-71 |
| March 11, 2011.....N | L | | 51-52 |
| Jan. 10, 2012.....A | W | | 63-59 |
| Feb. 16, 2012.....H | W | | 48-47 |
| Feb. 24, 2013.....A | L | | 70-80 |
| Feb. 5, 2014.....H | W | | 70-50 |
| Wagner (1-0) | | | |
| H-1-0; A-0-0; N-0-0 | | | |
| Dec. 18, 2003.....H | W | | 83-62 |
| Wake Forest (22-24) | | | |
| H-13-6; A-7-15; N-2-3 | | | |
| Dec. 1, 1958.....A | L | | 64-73 |
| Dec. 22, 1973.....N | W | | 66-48 |
| Jan. 11, 1992.....A | W | | 88-85 |
| Feb. 1, 1992.....H | W | | 79-78 |
| Jan. 9, 1993.....A | W | | 74-72 |
| Feb. 10, 1993.....H | W | | 111-94 |
| Jan. 8, 1994.....H | L | | 66-90 |
| Feb. 10, 1994.....A | L | | 69-77 |
| Jan. 7, 1995.....A | L | | 64-72 |
| Feb. 8, 1995.....H | W | | 69-67 |
| Feb. 3, 2008.....H | L | (OT) | 73-84 |
| Jan. 6, 1996.....H | L | (OT) | 73-75 |
| Feb. 7, 1996.....A | L | | 67-81 |
| Jan. 25, 1997.....A | L | | 58-61 |
| March 1, 1997.....H | W | | 59-55 |
| March 7, 1997.....N | L | | 65-66 |
| Jan. 22, 1998.....H | W | | 83-59 |
| Feb. 21, 1998.....A | L | | 68-69 |
| Jan. 20, 1999.....H | W | | 74-68 |
| Feb. 20, 1999.....A | L | | 65-67 |
| Jan. 4, 2000.....A | W | | 66-64 |
| Feb. 5, 2000.....H | W | | 66-61 |
| Jan. 9, 2001.....A | L | | 53-76 |
| Feb. 10, 2001.....H | L | | 65-71 |
| Dec. 16, 2001.....A | L | | 69-79 |
| Feb. 2, 2002.....H | L | | 80-89 |
| Jan. 26, 2003.....A | L | | 60-71 |
| Feb. 26, 2003.....H | L | | 56-60 |
| March 14, 2003.....N | L | | 61-69 |
| Jan. 25, 2004.....H | W | | 75-70 |
| Feb. 25, 2004.....A | L | | 87-90 |
| Jan. 18, 2005.....H | W | (OT) | 91-83 |
| Feb. 12, 2005.....A | L | | 48-87 |
| Jan. 24, 2006.....A | W | | 75-68 |
| March 9, 2006.....N | L | | 66-78 |
| Jan. 27, 2007.....H | W | | 74-66 |
| Jan. 20, 2008.....A | L | | 57-74 |
| Feb. 14, 2008.....H | L | | 70-78 |
| March 13, 2008.....N | W | | 70-60 |
| Feb. 14, 2009.....A | L | | 63-86 |
| March 8, 2010.....H | W | | 51-47 |
| Feb. 1, 2011.....H | W | | 85-61 |
| Feb. 19, 2011.....A | W | | 84-66 |
| Jan. 25, 2012.....A | W | | 75-52 |
| Feb. 9, 2013.....A | L | | 46-71 |
| Feb. 26, 2013.....H | W | | 76-62 |
| Feb. 15, 2014.....A | W | | 67-60 |
| Washington (1-1) | | | |
| H-0-0; A-0-0; N-1-1 | | | |
| Dec. 27, 1971.....N | W | | 85-77 |
| Dec. 26, 1975.....N | L | | 54-69 |
| Washington State (1-0) | | | |
| H-0-0; A-0-0; N-1-0 | | | |
| Dec. 30, 1971.....N | W | | 85-61 |
| West Virginia (1-3) | | | |
| H-0-0; A-0-2; N-1-1 | | | |
| Dec. 28, 1955.....N | L | | 69-78 |
| Dec. 4, 1956.....A | L | | 54-88 |
| Jan. 30, 1958.....A | L | | 51-103 |
| March 19, 1997.....N | W | | 76-71 |
| Western Carolina (2-1) | | | |
| H-1-1; A-1-0; N-0-0 | | | |
| Dec. 7, 1985.....H | W | | 91-83 |
| Dec. 16, 1986.....A | W | | 101-76 |
| Dec. 8, 2001.....H | L | | 69-79 |
| Western Illinois (1-0) | | | |
| H-1-0; A-0-0; N-0-0 | | | |
| Nov. 24, 2008.....H | W | | 67-55 |
| Western Kentucky (7-0) | | | |
| H-2-0; A-2-0; N-3-0 | | | |
| Dec. 21, 1973.....N | W | | 107-87 |

| | | | | |
|----------------------------------|-----------|------------------------------|---------------|--------------|
| Jan. 8, 1976.....H | W | | 88-80 | |
| Dec. 5, 1977.....A | W | | 93-73 | |
| Nov. 30, 1978.....H | W | | 70-59 | |
| Dec. 29, 1979.....A | W | | 67-65 | |
| March 25, 1993.....N | W | (OT) | 81-78 | |
| Jan. 24, 2009.....A | W | | 73-62 | |
| Dec. 28, 2008.....N | W | | 69-48 | |
| Wichita State (1-0) | | | | |
| H-0-0; A-1-0; N-0-0 | | | | |
| March 17, 2004.....A | W | | 91-84 | |
| Wisconsin (0-3) | | | | |
| H-0-0; A-0-2; N-0-1 | | | | |
| Dec. 4, 1961.....A | L | | 63-64 | |
| Dec. 28, 2006.....A | L | | 66-81 | |
| March 20, 2009.....N | L | | 59-61 | |
| Wisconsin-Green Bay (1-0) | | | | |
| H-1-0; A-0-0; N-0-0 | | | | |
| Jan. 5, 1987.....H | W | | 57-49 | |
| Wisconsin-Milwaukee (3-0) | | | | |
| H-2-0; A-0-0; N-1-0 | | | | |
| Feb. 3, 1971.....H | W | | 98-61 | |
| Dec. 28, 1973.....N | W | | 84-82 | |
| Jan. 7, 1975.....H | W | | 104-82 | |
| Wofford (0-2) | | | | |
| H-0-0; A-0-2; N-0-0 | | | | |
| Jan. 10, 1948.....A | L | | 45-48 | |
| Feb. 6, 1948.....A | L | | 38-77 | |
| Xavier (OH) (0-1) | | | | |
| H-0-0; A-0-1; N-0-0 | | | | |
| Feb. 4, 1958.....A | L | | 60-76 | |
| OVERTIME GAMES | | | | |
| All-Time Record..... | | 38-50 | | |
| Dixie Conference Record .. | | 1-1 | | |
| Metro Conference Record .. | | 3-6 | | |
| ACC Record..... | | 11-12 | | |
| By Decades: | | TLCCC..... | 9-10 | |
| 1950s..... | 3-1 | Away..... | 17-21 | |
| 1960s..... | 4-5 | Neutral..... | 10-14 | |
| 1970s..... | 4-5 | By Tournament: | | |
| 1980s..... | 7-10 | ACC..... | 2-0 | |
| 1990s..... | 11-11 | Metro..... | 1-3 | |
| 2000s..... | 9-18 | NCAA..... | 0-3 | |
| By Site: | | NIT..... | 2-3 | |
| Home..... | | 11-16 | | |
| Date | OT | Opponent | Result | Score |
| Jan. 28, 1950 | OT | Stetson | L | 61-70 |
| Dec. 14, 1950 | OT | Conn. St. Teachers | W | 76-68 |
| Dec. 13, 1952 | OT | Mercer | W | 77-76 |
| Feb. 14, 1955 | OT | at Georgia | W | 88-79 |
| Jan. 5, 1960 | OT | The Citadel | L | 74-76 |
| Jan. 4, 1961 | OT | at Tennessee | L | 68-70 |
| Dec. 14, 1961 | 2OT | Clemson | L | 77-82 |
| Dec. 21, 1962 | 2OT | Auburn | L | 70-77 |
| Jan. 12, 1963 | OT | Miami | W | 77-74 |
| Jan. 28, 1963 | OT | at Alabama | W | 63-61 |
| Feb. 15, 1964 | OT | at Georgia Tech | L | 73-77 |
| Jan. 7, 1965 | OT | at Georgia | W | 64-55 |
| March 1, 1969 | OT | at Miami | W | 89-86 |
| Jan. 19, 1974 | OT | at South Florida | L | 94-95 |
| Jan. 27, 1975 | OT | at New Mexico | L | 78-84 |
| Feb. 2, 1976 | OT | at Illinois State | L | 80-82 |
| Jan. 3, 1977 | OT | * at Louisville | L | 75-78 |
| Jan. 31, 1977 | OT | at Mercer | W | 66-65 |
| Feb. 12, 1977 | OT | at Stetson | W | 87-80 |
| Feb. 27, 1978 | OT | at Oral Roberts | W | 80-76 |
| Jan. 6, 1979 | 2OT | at Old Dominion ¹ | L | 76-80 |
| Jan. 18, 1979 | OT | * at Memphis State | W | 93-86 |
| Feb. 29, 1980 | 2OT | vs Cincinnati ² | W | 79-69 |
| Dec. 13, 1980 | 2OT | vs Florida ³ | L | 74-81 |
| Jan. 12, 1981 | OT | * at Virginia Tech | L | 70-80 |
| Feb. 7, 1981 | OT | * Louisville | L | 73-82 |
| Dec. 4, 1981 | OT | vs Jacksonville | W | 94-93 |
| Jan. 27, 1982 | OT | at Jacksonville | L | 79-80 |
| Feb. 2, 1983 | OT | * at South Carolina | W | 90-85 |
| Feb. 14, 1983 | 2OT | * Tulane | L | 79-80 |
| Dec. 30, 1983 | OT | Furman | W | 93-91 |
| March 15, 1984 | OT | vs NC State ⁴ | | |

ALL-TIME FSU SCORES

*denotes member of the Dixie Conference from 1948-49 to 1950-51
 *denotes member of the Florida Intercollegiate Conference from 1954-55 to 1956-57
 *denotes member of the Metro Conference from 1976-77 to 1990-91
 *denotes member of the Atlantic Coast Conference from 1991-92 to present
 Associated Press Poll rankings listed in brackets (Florida State first/Opponent second). The AP polls began in 1948-49. From 1960-61 to 1967-68, the Associated Press ranked only the nation's top-10 teams.

1947-48

Record: 5-13 H: 5-4 A: 0-9

| | | | |
|----------|----------------------------------------|--------|-------|
| D10..... | Spring Hill College ¹ | W..... | 39-36 |
| D11..... | Troy State..... | W..... | 57-37 |
| J10..... | Wofford College..... | L..... | 45-48 |
| J13..... | at Stetson..... | L..... | 56-65 |
| J15..... | Georgia Teachers..... | W..... | 56-60 |
| J17..... | at Georgia Savannah..... | L..... | 46-63 |
| J23..... | Mercer..... | L..... | 46-61 |
| J24..... | at Spring Hill College..... | L..... | 54-76 |
| J30..... | at Troy State..... | L..... | 48-49 |
| F3..... | at Mercer..... | L..... | 43-68 |
| F5..... | at Erskine College..... | L..... | 45-47 |
| F6..... | at Wofford College..... | L..... | 38-77 |
| F12..... | Georgia Savannah..... | L..... | 42-44 |
| F13..... | at Southern..... | L..... | 41-47 |
| F19..... | at Georgia Teachers..... | L..... | 47-65 |
| F21..... | Southern..... | W..... | 55-48 |
| F24..... | Stetson..... | W..... | 41-38 |
| F28..... | Erskine College..... | W..... | 49-48 |

1-First game played at West Campus Gymnasium in Tallahassee, Fla.

1948-49

Record: 12-12 H: 8-3 A: 3-7 N: 1-2 Dixie: 6-6

| | | | |
|----------|---------------------------------------------------------------|--------|-------|
| D7..... | * Mississippi College..... | W..... | 53-21 |
| D10..... | Southern..... | W..... | 46-38 |
| D11..... | Southern..... | W..... | 63-45 |
| D15..... | at Troy State..... | W..... | 68-64 |
| D28..... | * at Lambuth College..... | L..... | 50-57 |
| D29..... | at Union..... | L..... | 52-56 |
| D30..... | at SW-Memphis..... | L..... | 47-54 |
| J5..... | * Stetson..... | W..... | 49-40 |
| J14..... | * at Stetson..... | W..... | 40-36 |
| J15..... | * at Tampa..... | L..... | 51-63 |
| J18..... | * Mercer..... | L..... | 56-65 |
| J21..... | Troy State..... | W..... | 63-45 |
| J27..... | * at Oglethorpe..... | L..... | 52-64 |
| J28..... | * at Mercer..... | L..... | 59-62 |
| F2..... | * Tampa, Fla.; 2-Gator Bowl Tournament at Jacksonville, Fla.; | W..... | 60-58 |
| F4..... | * at Mississippi College..... | L..... | 46-57 |
| F5..... | * at Millsaps College..... | W..... | 49-46 |
| F12..... | * Oglethorpe..... | W..... | 47-46 |
| F18..... | Sewanee..... | L..... | 35-43 |
| F19..... | Sewanee..... | W..... | 47-39 |
| F23..... | Birmingham Southern..... | L..... | 44-50 |
| F28..... | vs Mercer..... | W..... | 52-46 |
| M1..... | vs Tampa..... | L..... | 47-58 |
| M2..... | vs Lambuth College ¹ | L..... | 49-63 |

1-Dixie Conference Tournament at Jackson, Miss.

1949-50

Record: 15-10 H: 10-2 A: 5-7 N: 0-1 Dixie: 6-3

| | | | |
|----------|----------------------------------------|--------|-----------|
| D5..... | * Mississippi College..... | W..... | 43-24 |
| D6..... | * Mississippi College..... | W..... | 51-45 |
| D10..... | Troy State..... | W..... | 61-27 |
| D15..... | College of Charleston..... | W..... | 72-37 |
| D19..... | vs Central College..... | L..... | 50-62 |
| D20..... | at Drury College..... | L..... | 52-59 |
| D21..... | at SW Missouri State..... | L..... | 34-79 |
| D22..... | at Tampa..... | L..... | 60-80 |
| J13..... | * at Florida Southern..... | L..... | 65-71 |
| J14..... | * at Florida Southern..... | L..... | 48-59 |
| J17..... | * Mercer..... | W..... | 57-45 |
| J20..... | * at Howard..... | W..... | 59-58 |
| J21..... | at Birm. Southern..... | L..... | 45-55 |
| J26..... | * Millsaps College..... | W..... | 62-45 |
| J28..... | Stetson..... | L..... | (OT)61-70 |
| F1..... | * at Mercer..... | L..... | 61-69 |
| F4..... | * Howard..... | W..... | 50-39 |
| F10..... | David Lipscomb..... | W..... | 57-53 |
| F11..... | Tampa..... | W..... | 58-56 |
| F15..... | at Troy State..... | W..... | 79-71 |
| F17..... | at Sewanee..... | W..... | 80-59 |
| F18..... | at Sewanee..... | W..... | 85-65 |
| F23..... | at Stetson..... | W..... | 74-68 |
| F28..... | Florida Southern ¹ | L..... | 56-68 |
| M1..... | Mississippi College ¹ | W..... | 72-63 |

1-Dixie Conference Tournament at Tallahassee, Fla.

1950-51

Record: 18-9 H: 7-2 A: 6-6 N: 5-1
 Dixie: 7-0/1st Place/Regular Season Champion
 Postseason: NAIB Fourth Round

| | | | |
|----------|----------------------------|--------|-----------|
| D9..... | at Col. of Charleston..... | W..... | 74-54 |
| D11..... | * at Mercer..... | W..... | 55-52 |
| D14..... | Conn. State Teachers..... | W..... | (OT)76-68 |
| D15..... | * Howard..... | W..... | 60-44 |

| | | | |
|----------|------------------------------------------|--------|-------|
| D16..... | * at Florida Southern..... | W..... | 86-55 |
| D19..... | at Miami..... | L..... | 61-80 |
| J5..... | at Lipscomb College..... | L..... | 73-86 |
| J9..... | Mississippi..... | W..... | 63-58 |
| J12..... | Stetson..... | L..... | 66-67 |
| J13..... | * Florida Southern..... | W..... | 44-41 |
| J17..... | Tampa..... | W..... | 80-69 |
| J19..... | * at Howard..... | W..... | 58-51 |
| J25..... | at Tampa..... | L..... | 66-76 |
| J27..... | at Stetson..... | L..... | 53-71 |
| F1..... | at Rollins College..... | W..... | 60-57 |
| F9..... | Loyola New Orleans..... | L..... | 65-75 |
| F14..... | at Mississippi..... | L..... | 75-79 |
| F15..... | * at Mississippi College..... | W..... | 77-54 |
| F17..... | * Mercer..... | W..... | 69-64 |
| F23..... | Rollins College..... | W..... | 62-45 |
| F27..... | vs Howard ¹ | W..... | 64-54 |
| F28..... | at Mercer ¹ | L..... | 65-69 |
| M2..... | vs Stetson..... | W..... | 85-58 |
| M3..... | vs Georgia Teachers ² | W..... | 69-67 |
| M12..... | vs South Dakota State ³ | W..... | 85-70 |
| M14..... | vs Pepperdine ⁴ | W..... | 61-59 |
| M15..... | vs Millikin ⁵ | L..... | 60-91 |

1-Dixie Conference Tournament at Macon, Ga.; 2-NAIB District 25 Tournament at Jacksonville, Fla.; 3-NAIB National Tournament at Kansas City, Mo.

1951-52

Record: 5-20 H: 3-6 A: 1-9 N: 1-5

| | | | |
|----------|-------------------------------|--------|-------|
| N26..... | at Parris Island USMC..... | L..... | 46-78 |
| D8..... | Culver-Stockton..... | L..... | 56-59 |
| D10..... | at Mississippi State..... | L..... | 47-75 |
| D12..... | at Mississippi Southern..... | L..... | 43-84 |
| D14..... | Mississippi Southern..... | L..... | 70-78 |
| D19..... | at Spring Hill College..... | L..... | 54-64 |
| D21..... | vs Sewanee ¹ | L..... | 48-58 |
| D27..... | vs Georgia ² | L..... | 50-79 |
| D28..... | vs Clemson ³ | L..... | 56-62 |
| D29..... | vs Florida ⁴ | L..... | 51-61 |
| J5..... | at Loyola-New Orleans..... | L..... | 52-74 |
| J11..... | at Miami..... | L..... | 56-93 |
| J15..... | at Tampa..... | W..... | 72-66 |
| J16..... | at Florida Southern..... | L..... | 51-54 |
| J19..... | Georgia Teachers..... | L..... | 75-93 |
| J23..... | Florida Southern..... | W..... | 72-53 |
| J26..... | Parris Island USMC..... | L..... | 62-64 |
| F1..... | Rollins College..... | W..... | 74-71 |
| F7..... | at Stetson..... | L..... | 48-58 |
| F8..... | at Rollins College..... | L..... | 55-69 |
| F11..... | Miami..... | L..... | 63-76 |
| F16..... | Tampa..... | W..... | 79-60 |
| F23..... | Stetson..... | L..... | 64-66 |
| F29..... | vs Miami ⁵ | W..... | 73-70 |
| M1..... | vs Tampa ⁶ | L..... | 57-78 |

1-at Tampa, Fla.; 2-Gator Bowl Tournament at Jacksonville, Fla.; 3-NAIB District 25 Tournament at DeLand, Fla.

1952-53

Record: 11-11 H: 6-2 A: 4-9 N: 1-0
 Postseason: NAIB Second Round

| | | | |
|----------|-------------------------------|--------|-----------|
| D5..... | at Mercer..... | L..... | 61-76 |
| D6..... | at Georgia Teachers..... | W..... | 68-63 |
| D12..... | Rollins College..... | W..... | 90-83 |
| D13..... | Mercer..... | W..... | (OT)77-76 |
| D15..... | Central College..... | L..... | 59-62 |
| D19..... | at Sewanee..... | L..... | 58-69 |
| D20..... | Mississippi State..... | W..... | 82-52 |
| J6..... | Loyola-New Orleans..... | L..... | 66-72 |
| J9..... | at Miami..... | L..... | 63-93 |
| J12..... | at Tampa..... | L..... | 73-77 |
| J13..... | at Florida Southern..... | W..... | 71-69 |
| J31..... | at Rollins College..... | L..... | 79-82 |
| F2..... | at Memphis State..... | L..... | 73-87 |
| F4..... | at Arkansas State..... | L..... | 77-88 |
| F10..... | Stetson..... | W..... | 76-66 |
| F13..... | at Florida Southern..... | W..... | 79-77 |
| F14..... | Tampa..... | W..... | 83-74 |
| F21..... | at Loyola-New Orleans..... | L..... | 77-85 |
| F23..... | Miami..... | W..... | 81-75 |
| F25..... | at Stetson..... | W..... | 83-79 |
| F27..... | vs Mercer ¹ | W..... | 87-77 |
| F28..... | at Stetson ¹ | L..... | 81-94 |

1-NAIB District 25 Tournament at DeLand, Fla.

1953-54

Record: 13-7 H: 9-2 A: 4-5

| | | | |
|----------|---------------------------|--------|-------|
| D4..... | at Mississippi State..... | L..... | 75-87 |
| D8..... | Mercer..... | W..... | 72-70 |
| D11..... | Georgia Teachers..... | W..... | 66-58 |
| D16..... | Jacksonville State..... | W..... | 72-61 |
| D18..... | Stetson..... | W..... | 74-71 |
| D19..... | Spring Hill College..... | L..... | 60-69 |
| J6..... | Tampa..... | W..... | 74-58 |
| J7..... | Loyola-New Orleans..... | L..... | 76-80 |
| J9..... | at Miami..... | L..... | 61-78 |
| J11..... | at Rollins College..... | W..... | 82-72 |
| J12..... | at Tampa..... | W..... | 73-63 |
| J13..... | at Florida Southern..... | W..... | 98-80 |
| J16..... | at Stetson..... | L..... | 60-82 |
| J19..... | Rollins College..... | W..... | 85-68 |
| J21..... | Florida Southern..... | W..... | 99-71 |
| J30..... | at Mercer..... | L..... | 63-70 |
| F5..... | Miami..... | W..... | 76-69 |

| | | | |
|----------|----------------------------|--------|-------|
| F13..... | at Loyola-New Orleans..... | L..... | 72-88 |
| F17..... | at Georgia Teachers..... | W..... | 89-85 |
| F20..... | Arkansas State..... | W..... | 78-68 |

1954-55

Record: 22-4 H: 12-0 A: 7-2 N: 3-2
 Florida Intercollegiate: 10-0/1st Place
 Postseason: NAIB Fourth Round

| | | | | |
|----------|-----------------------------------------|--------------|-----------|-------|
| D4..... | Jacksonville State..... | W..... | 103-76 | |
| D6..... | Georgia Teachers..... | W..... | 75-67 | |
| D14..... | * Tampa..... | W..... | 90-62 | |
| D18..... | * Stetson..... | W..... | 94-79 | |
| D20..... | * Miami..... | W..... | 71-66 | |
| D27..... | vs Florida ¹ | L..... | 79-82 | |
| D28..... | vs Georgia ¹ | W..... | 97-87 | |
| J3..... | (17)..... | at Duke..... | L..... | 75-97 |
| J7..... | * at Florida Southern..... | W..... | 73-69 | |
| J8..... | * vs Tampa ² | W..... | 96-61 | |
| J15..... | Georgia..... | W..... | 90-81 | |
| J18..... | at Spring Hill College..... | W..... | 81-72 | |
| J19..... | at Mississippi State..... | W..... | 91-76 | |
| J29..... | * at Stetson..... | W..... | 84-73 | |
| J31..... | * Rollins College..... | W..... | 86-74 | |
| F7..... | * Florida Southern..... | W..... | 84-63 | |
| F14..... | at Georgia..... | W..... | (OT)88-79 | |
| F16..... | * at Rollins College..... | W..... | 110-82 | |
| F19..... | at Loyola-New Orleans..... | L..... | 95-101 | |
| F21..... | Mississippi State..... | W..... | 102-86 | |
| F23..... | Loyola-New Orleans..... | W..... | 87-84 | |
| F25..... | * at Miami ³ | W..... | 86-80 | |
| F28..... | Stetson ⁴ | W..... | 86-77 | |
| M1..... | Ga. Teachers College ⁵ | W..... | 91-83 | |
| M7..... | vs Montana State ⁶ | W..... | 93-84 | |
| M9..... | vs Beloit College ⁷ | L..... | 88-110 | |

1-Gator Bowl Tournament at Jacksonville, Fla.; 2-at Clearwater, Fla.; 3-Florida Intercollegiate Conference Championship at Miami, Fla.; 4-NAIB District 25 Tournament at Tallahassee, Fla.; 5-NAIB National Tournament at Kansas City, Mo.

1955-56

Record: 16-9 H: 9-0 A: 5-5 N: 2-4
 Florida Intercollegiate: 9-1/1st Place

| | | | | |
|----------|-----------------------------------------|------------------|--------|-------|
| D1..... | (3)..... | at NC State..... | L..... | 63-88 |
| D3..... | at E. Tennessee State..... | L..... | 54-79 | |
| D5..... | at Rollins College..... | W..... | 101-67 | |
| D10..... | * Stetson..... | W..... | 91-78 | |
| D13..... | * at Tampa..... | W..... | 89-67 | |
| D16..... | Morningside College..... | W..... | 104-83 | |
| D19..... | vs Clemson ¹ | L..... | 76-94 | |
| D20..... | vs Boston University ² | W..... | 86-52 | |
| D21..... | vs Mississippi State ³ | L..... | 71-79 | |
| D28..... | vs West Virginia ⁴ | L..... | 69-78 | |
| D29..... | vs Santa Clara ⁵ | L..... | 59-61 | |
| D30..... | vs New York..... | W..... | 85-83 | |
| J7..... | * Miami..... | W..... | 78-76 | |
| J9..... | * at Rollins College..... | W..... | 71-70 | |
| J13..... | at Georgia..... | W..... | 79-76 | |
| J14..... | at Georgia Teachers..... | L..... | 81-90 | |
| J16..... | Loyola New Orleans..... | W..... | 85-75 | |
| F6..... | Troy State..... | W..... | 90-65 | |
| F7..... | * Tampa..... | W..... | 88-73 | |
| F13..... | * Florida Southern..... | W..... | 92-74 | |
| F18..... | * at Florida Southern..... | W..... | 85-81 | |
| F20..... | * at Stetson..... | W..... | 89-83 | |
| F25..... | at Miami ⁶ | L..... | 85-91 | |
| M3..... | at Loyola New Orleans..... | L..... | 72-75 | |
| M5..... | Georgia..... | W..... | 80-75 | |

1-Carousel Tournament at Charlotte, N.C.; 2-Orange Bowl Tournament at Miami, Fla.; 3-Florida Intercollegiate Conference Championship at Miami, Fla.

1956-57

Record: 9-17 H: 6-5 A: 2-11 N: 1-1
 Florida Intercollegiate: 5-5

| | | | | |
|----------|------------------------------|-----------------------|--------|-------|
| D1..... | at Duquesne..... | L..... | 55-70 | |
| D3..... | at Steubenville..... | L..... | 64-79 | |
| D4..... | (13)..... | at West Virginia..... | L..... | 54-89 |
| D8..... | at Bradley..... | L..... | 66-90 | |
| D10..... | at Florida..... | L..... | 65-67 | |
| D13..... | Texas A&M ¹ | L..... | 74-83 | |
| D15..... | East Tennessee State..... | L..... | 58-65 | |
| J1..... | Georgia..... | L..... | 68-72 | |
| J2..... | vs Morehead State..... | L..... | 75-97 | |
| J3..... | vs Furman ² | W..... | 108-96 | |
| J10..... | at NC State..... | L..... | 58-63 | |
| J12..... | * Miami..... | L..... | 77-85 | |
| J14..... | * at Stetson..... | L..... | 70-97 | |
| J19..... | * Stetson..... | W..... | 104-86 | |
| J21..... | at Georgia..... | W..... | 86-63 | |
| F2..... | * at Tampa..... | W..... | 84-66 | |
| F4..... | * Rollins College..... | W..... | 97-94 | |
| F5..... | * at Florida Southern..... | L..... | 63-78 | |
| F11..... | * Florida Southern..... | L..... | 67-73 | |
| F16..... | * Rollins College..... | W..... | 96-79 | |
| F18..... | Mississippi Southern..... | W..... | 81-72 | |
| F20..... | Loyola New Orleans..... | W..... | 79-77 | |
| F23..... | * at Miami..... | L..... | 82-98 | |
| F25..... | * Tampa..... | W..... | 88-57 | |
| M1..... | at Centenary College..... | L..... | 74-92 | |
| M2..... | at Loyola New Orleans..... | L..... | 58-83 | |

1-First game played at Tully Gymnasium on Florida State University campus; 2-Senior Bowl Tournament at Mobile, Ala.

1957-58

Record: 9-16 H: 8-3 A: 0-12 N: 1-1

| | | | | |
|----------|-----------------------------------|-----------------------|--------|--------|
| D2..... | Tennessee Tech..... | W..... | 74-71 | |
| D7..... | Murray State..... | W..... | 84-60 | |
| D9..... | at Tennessee..... | L..... | 57-74 | |
| D11..... | at Florida..... | L..... | 70-71 | |
| D14..... | at Furman..... | L..... | 89-95 | |
| D17..... | at Loyola..... | L..... | 56-82 | |
| D18..... | at Louisiana State..... | L..... | 65-67 | |
| J1..... | vs The Citadel ¹ | L..... | 57-59 | |
| J2..... | vs Georgia ² | W..... | 92-80 | |
| J6..... | Loyola New Orleans..... | L..... | 67-79 | |
| J9..... | Tampa..... | W..... | 72-53 | |
| J13..... | (18)..... | at Memphis State..... | L..... | 56-59 |
| J16..... | Stetson..... | W..... | 77-60 | |
| J18..... | Miami..... | W..... | 71-70 | |
| J31..... | (1)..... | at West Virginia..... | L..... | 51-103 |
| F1..... | at Marshall..... | L..... | 68-109 | |
| F3..... | at Ohio..... | L..... | 66-86 | |
| F4..... | at Xavier..... | L..... | 60-76 | |
| F7..... | Army..... | L..... | 62-71 | |
| F12..... | Oklahoma City..... | W..... | 57-52 | |
| F13..... | Rollins College..... | W..... | 80-61 | |
| F18..... | Memphis State..... | L..... | 51-68 | |
| F22..... | at Miami..... | L..... | 66-86 | |
| F24..... | at Tampa..... | | | |

ALL-TIME FSU SCORES

| | | | |
|-----|-----------------------|---|--------|
| F11 | Valdosta State | W | 86-66 |
| F16 | at Georgia | W | 77-68 |
| F18 | at The Citadel | L | 66-79 |
| F20 | Furman | W | 99-57 |
| F22 | at Florida | L | 74-75 |
| F24 | at Tampa | W | 116-95 |
| F25 | at Miami | L | 73-75 |
| F28 | at Loyola New Orleans | W | 72-68 |

1-Gator Bowl Tournament at Jacksonville, Fla.; 2-Game played at Columbus, Ga.

1961-62

| | | | |
|----------------------------|------------------|---|------------|
| Record: 15-8 H: 8-2 A: 7-6 | | | |
| D2 | at Ohio State | L | 57-72 |
| D4 | at Wisconsin | L | 63-64 |
| D6 | Rice | W | 76-66 |
| D7 | at Florida | W | 85-71 |
| D9 | at Auburn | W | 56-52 |
| D14 | Clemson | L | (207)77-62 |
| D16 | at Tennessee | W | 69-62 |
| D30 | Auburn | L | 57-62 |
| D3 | Oklahoma City | W | 99-74 |
| J6 | at Furman | L | 64-67 |
| J8 | at Clemson | L | 69-75 |
| J11 | Rollins College | W | 110-53 |
| J13 | Miami | W | 65-60 |
| J31 | at Alabama | L | 57-72 |
| F3 | at Oklahoma City | W | 81-79 |
| F5 | at Houston | L | 76-84 |
| F8 | Valdosta State | W | 72-42 |
| F12 | Tampa | W | 91-71 |
| F15 | at Georgia | W | 71-62 |
| F21 | Florida | W | 79-56 |
| F24 | at Miami | W | 83-80 |
| F26 | at Tampa | W | 123-92 |
| M2 | Georgia | W | 101-69 |

1962-63

| | | | |
|------------------------------------|----------------------------------|---|------------|
| Record: 15-10 H: 8-3 A: 4-7 N: 3-0 | | | |
| D1 | Tampa | W | 92-60 |
| D3 | Valdosta State | W | 65-42 |
| D6 | Florida | L | 59-80 |
| D8 | at Auburn | L | 47-65 |
| D10 | Alabama | W | 72-63 |
| D12 | at Kentucky | L | 54-83 |
| D21 | Auburn | L | (207)70-77 |
| D22 | Richmond | L | 56-62 |
| D27 | vs Georgia ¹ | W | 77-69 |
| D28 | vs Alabama ² | W | 49-48 |
| D29 | vs Georgia Southern ¹ | W | 79-60 |
| J2 | at Tennessee | L | 65-66 |
| J3 | at UT - Chattanooga | W | 72-55 |
| J12 | Miami | W | (OT)77-74 |
| J14 | Georgia | W | 88-54 |
| J17 | at Georgia | L | 76-90 |
| J19 | at Georgia Tech | L | 55-70 |
| J23 | at Florida | L | 86-94 |
| J26 | Houston | W | 76-69 |
| J28 | at Alabama | W | (OT)63-61 |
| F5 | at Valdosta State | W | 61-56 |
| F9 | Stetson | W | 73-57 |
| F11 | Centenary College | W | 82-68 |
| F23 | at Miami | L | 70-99 |
| F25 | at Tampa | W | 80-58 |

1-Savannah Invitational Tournament at Savannah, Ga.

1963-64

| | | | |
|-------------------------------------|-----------------------------------|---|-----------|
| Record: 11-14 H: 9-1 A: 1-12 S: 1-1 | | | |
| D3 | at Florida | L | 55-78 |
| D7 | Auburn | W | 69-67 |
| D9 | at Alabama | L | 53-62 |
| D11 | at Rice | L | 81-102 |
| D12 | at Texas Christian | L | 60-66 |
| D21 | Tampa | W | 107-61 |
| D23 | Tulsa | W | 91-76 |
| D26 | vs Air Force ¹ | L | 53-78 |
| D27 | vs Manhattan College ¹ | W | 85-81 |
| J2 | at Richmond | L | 65-69 |
| J4 | at Virginia Military | L | 72-83 |
| J11 | Miami | W | 80-78 |
| J16 | Memphis State | W | 91-90 |
| J18 | Georgia | W | 64-63 |
| J23 | Florida | L | 50-52 |
| J28 | at Auburn | L | 59-63 |
| J29 | Alabama | W | 95-77 |
| F6 | Furman | W | 57-48 |
| F8 | at Centenary College | L | 72-79 |
| F10 | at Memphis State | L | 71-84 |
| F15 | at Georgia Tech | L | (OT)73-77 |
| F22 | Jacksonville | W | 101-77 |
| F27 | at Stetson | W | 80-60 |
| F29 | at Miami | L | 80-82 |
| M3 | at Georgia | L | 70-85 |

1-Gator Bowl Tournament at Jacksonville, Fla.

1964-65

| | | | |
|------------------------------------|--------------------------------|---|-------|
| Record: 16-10 H: 9-1 A: 4-5 N: 3-4 | | | |
| D1 | Valdosta State | W | 81-57 |
| D3 | Virginia Military | W | 76-72 |
| D5 | at Auburn | L | 68-92 |
| D7 | at Alabama | L | 73-76 |
| D9 | Florida | W | 51-50 |
| D18 | vs Oklahoma State ¹ | L | 56-60 |

| | | | |
|-----|---------------------------|---|-----------|
| D19 | vs Baylor ¹ | W | 82-64 |
| D22 | vs Tennessee ² | L | 43-65 |
| D26 | at Tulsa | W | 74-72 |
| D28 | vs DePaul ¹ | L | 44-52 |
| D29 | vs Creighton ² | L | 77-85 |
| D30 | vs Rice ³ | W | 81-56 |
| J7 | at Georgia | W | (OT)64-55 |
| J9 | Miami | W | 67-66 |
| J16 | Memphis State | W | 74-61 |
| J20 | Georgia Tech | W | 72-65 |
| J25 | Auburn | W | 58-55 |
| J30 | Alabama | L | 66-75 |
| F4 | vs Duquesne ⁴ | W | 62-58 |
| F7 | at Memphis State | W | 81-70 |
| F10 | Jacksonville | W | 97-74 |
| F15 | at Georgia Tech | L | 76-77 |
| F20 | at Tampa | W | 71-64 |
| F23 | at Florida | L | 65-77 |
| M1 | at Miami | L | 75-82 |
| M6 | Georgia | W | 85-83 |

1-Vanderbilt Invitational at Nashville, Tenn.; 2-Game played at Memphis, Tenn.; 3-All-College Tournament at Oklahoma City, Okla.; 4-Game played at Baltimore, Md.

1965-66

| | | | |
|-------------------------------------|-----------------------------------|---|--------|
| Record: 15-11 H: 13-1 A: 1-8 N: 1-2 | | | |
| D1 | Lamar Tech | W | 73-68 |
| D2 | Valdosta State | W | 69-68 |
| D6 | Tampa | W | 121-57 |
| D8 | at Florida | L | 62-75 |
| D16 | at North Carolina | L | 80-115 |
| D18 | Cal-Santa Barbara | W | 62-61 |
| D20 | vs Virginia Military ¹ | W | 65-64 |
| D21 | vs Auburn ² | L | 58-59 |
| D27 | vs Auburn ³ | L | 64-80 |
| J3 | at Georgia | L | 57-63 |
| J7 | Miami | W | 78-62 |
| J10 | Loyola New Orleans | W | 73-53 |
| J15 | Memphis State | W | 67-63 |
| J18 | Florida | L | 65-74 |
| J24 | at Jacksonville | L | 86-90 |
| J28 | Panama Nationals | W | 96-73 |
| J31 | Georgia Tech | W | 71-66 |
| F5 | at Memphis State | L | 66-81 |
| F7 | at Loyola New Orleans | L | 62-63 |
| F10 | Jacksonville | W | 78-49 |
| F14 | at Georgia Tech | L | 88-95 |
| F19 | Samford | W | 77-66 |
| F24 | Florida Southern | W | 99-54 |
| F26 | at Tampa | W | 99-70 |
| F28 | at Miami | L | 90-112 |
| M5 | Georgia | W | 87-69 |

1-Tampa Holiday Invitational at Tampa, Fla.; 2-Game played at Pensacola, Fla.

1966-67

| | | | |
|------------------------------------|------------------------------------|---|--------|
| Record: 11-15 H: 7-3 A: 3-6 N: 1-6 | | | |
| D1 | Valdosta State | W | 62-58 |
| D5 | Rice | W | 76-72 |
| D7 | at Florida | L | 30-50 |
| D9 | vs Kansas ¹ | L | 48-62 |
| D10 | at Kansas State ¹ | L | 58-81 |
| D16 | vs Richmond ² | L | 76-90 |
| D17 | vs Eastern Kentucky ² | L | 59-81 |
| D19 | vs The Citadel ³ | L | 83-67 |
| D20 | (3) vs North Carolina ⁴ | L | 54-81 |
| D27 | vs Auburn ⁴ | L | 59-67 |
| D28 | vs Alabama ⁴ | L | 79-90 |
| J7 | Miami | W | 61-60 |
| J14 | at Tulane | L | 85-87 |
| J16 | at Memphis State | L | 42-46 |
| J23 | Jacksonville | W | 81-70 |
| J25 | Marshall | L | 71-77 |
| J28 | Georgia Tech | L | 68-75 |
| J30 | Tampa | W | 109-72 |
| F4 | Memphis State | W | 55-51 |
| F8 | at Jacksonville | W | 68-67 |
| F11 | Tulane | W | 100-90 |
| F18 | at Florida Southern | W | 84-76 |
| F22 | Florida | L | 75-90 |
| F25 | at Georgia Tech | L | 84-102 |
| F27 | at Tampa | W | 87-84 |
| M1 | at Miami | L | 90-110 |

1-Sunflower Classic at Manhattan, Kan.; Virginia Tech Invitational at Blacksburg, Va.; Tampa Holiday Invitational at Tampa, Fla.; Mobile Classic at Mobile, Ala.

1967-68

| | | | |
|------------------------------------|-----------------------------------|---|---------|
| Record: 19-8 H: 12-1 A: 5-6 N: 2-1 | | | |
| Postseason: NCAA First Round | | | |
| D2 | at Florida Presbyterian | W | 90-66 |
| D4 | at Ohio State | L | 69-76 |
| D7 | Florida | L | 87-95 |
| D9 | Samford | W | 104-89 |
| D15 | at Marquette ¹ | L | 58-78 |
| D16 | vs Louisiana State ¹ | W | 130-100 |
| D20 | Richmond | W | 114-91 |
| D22 | Rutgers | W | 87-77 |
| D29 | vs George Washington ² | W | 94-69 |
| D30 | at Evansville ² | L | 67-76 |
| J2 | at Alabama | L | 96-75 |
| J6 | Stetson | W | 111-81 |
| J12 | Miami | W | 122-93 |

| | | | |
|-----|------------------------------------|---|---------|
| J16 | Jacksonville | W | 92-79 |
| J20 | at Georgia Tech | W | 73-57 |
| J26 | Hofstra | W | 109-71 |
| J30 | Valdosta State | W | 81-71 |
| F1 | (3) at North Carolina | L | 80-86 |
| F3 | East Carolina | W | 110-100 |
| F7 | The Citadel | W | 93-50 |
| F10 | Florida Southern | W | 104-82 |
| F16 | at Jacksonville | W | 106-65 |
| F21 | at Florida | L | 64-89 |
| F24 | Georgia Tech | W | 72-67 |
| F29 | at Stetson | W | 72-60 |
| M1 | at Miami | L | 84-96 |
| M9 | vs E. Tennessee State ³ | L | 69-79 |

1-Milwaukee Classic at Milwaukee, Wis.; 2-Evansville Invitational at Evansville, Ind.; 3-NCAA Midwest Regional First Round at Kent, Ohio

1968-69

| | | | |
|------------------------------------|------------------------------------|---|-----------|
| Record: 18-8 H: 10-3 A: 7-4 N: 1-1 | | | |
| D2 | Valdosta State | W | 120-75 |
| D6 | vs Miami ¹ | W | 111-84 |
| D7 | at Jacksonville ¹ | L | 93-88 |
| D14 | at Virginia Tech | L | 74-77 |
| D16 | (19) at Louisville | L | 78-79 |
| D21 | Southern California | W | 70-68 |
| D27 | (16) Ohio State | L | 86-93 |
| D31 | New Hampshire | W | 104-52 |
| J4 | at Jacksonville | L | 68-76 |
| J8 | at Tulane | W | 97-94 |
| J10 | Miami | W | 86-81 |
| J13 | Kent State | L | 67-76 |
| J18 | Tulane | W | 99-90 |
| J20 | at Rice | L | 80-83 |
| J23 | Hawaii | W | 92-60 |
| J28 | (19) South Carolina | W | 87-76 |
| F1 | Jacksonville | W | 93-89 |
| F3 | at Valdosta State | W | 84-81 |
| F7 | at Clemson | W | 70-67 |
| F8 | (2) vs North Carolina ² | L | 82-100 |
| F10 | Stetson | W | 95-67 |
| F15 | (17) Dayton | W | 79-71 |
| F18 | Georgia Tech | W | 76-84 |
| F22 | at Georgia Tech | W | 98-80 |
| F27 | at Florida Southern | W | 84-79 |
| M1 | at Miami | W | (OT)89-86 |

1-Civitan Sunshine Classic at Jacksonville, Fla.; 2-Game played at Greensboro, N.C.

1969-70

| | | | |
|------------------------------------|------------------------------------|---|--------|
| Record: 23-3 H: 12-0 A: 9-2 N: 2-1 | | | |
| Postseason: AP No. 11 | | | |
| D2 | Oregon State | W | 69-68 |
| D4 | Oregon | W | 100-84 |
| D8 | at Rollins College | W | 107-86 |
| D13 | (6) vs North Carolina ¹ | L | 75-86 |
| D20 | Georgetown | W | 98-65 |
| D22 | (14) Louisville | W | 79-69 |
| D27 | Texas | W | 82-61 |
| D29 | vs Army ² | W | 86-51 |
| D30 | vs Florida ² | W | 88-63 |
| J2 | at Pepperdine | W | 121-83 |
| J3 | (19) at Southern California | L | 68-71 |
| J5 | at Arizona | W | 87-78 |
| J9 | Miami | W | 104-63 |
| J17 | at Tulane | W | 82-77 |
| J22 | Clemson | W | 122-80 |
| J24 | at Georgia Tech | W | 89-83 |
| J27 | (18), (6) Jacksonville | W | 89-83 |
| J31 | (18) Virginia Tech | W | 83-73 |
| F5 | (12) at Kent State | W | 80-79 |
| F7 | (12) at Dayton | W | 82-76 |
| F10 | (9) Florida Southern | W | 98-74 |
| F14 | (9) Tulane | W | 112-77 |
| F18 | (8), (6) at Jacksonville | L | 81-85 |
| F21 | (8) Georgia Tech | W | 97-80 |
| F28 | (10) at Stetson | W | 94-64 |
| F28 | (10) at Miami | W | 112-96 |

1-Game played at Greensboro, N.C.; 2-Gator Bowl Tournament at Jacksonville, N.C.

1970-71

| | | | |
|------------------------------------|-----------------------------------------|---|---------|
| Record: 17-9 H: 12-2 A: 4-5 N: 1-2 | | | |
| D1 | at Texas | W | 80-78 |
| D3 | Biscayne | W | 106-70 |
| D5 | South Dakota | W | 125-65 |
| D7 | vs Southern Miss | W | 117-84 |
| D8 | (3) at Jacksonville ¹ | L | 108-114 |
| D12 | Valdosta State | W | 111-63 |
| D18 | (17), (8) vs S. California ² | L | 85-94 |
| D19 | (17) vs Miami (Ohio) ² | L | 64-67 |
| D23 | at Pan American | W | 95-90 |
| D31 | Arizona | W | 95-85 |
| J2 | Pepperdine | W | 101-82 |
| J8 | Miami | W | 114-106 |
| J11 | Manhattan College | W | 96-68 |
| J13 | at Tulane | L | 69-88 |
| J16 | Samford | W | 122-79 |
| J18 | Stetson | W | 78-71 |
| J23 | Georgia Tech | L | 67-85 |
| J27 | (6) at Jacksonville | L | 65-83 |
| J30 | Cal Irvine | W | 82-69 |
| F3 | Wisconsin-Milwaukee | W | 98-61 |

| | | | |
|-----|-----------------------|---|--------|
| F8 | at Georgia Tech | W | 81-76 |
| F11 | Georgia Southern | W | 113-81 |
| F15 | (6) Jacksonville | L | 79-90 |
| F22 | (8) at North Carolina | L | 61-70 |
| F25 | at Florida Southern | W | 74-66 |
| F27 | at Miami | L | 94-100 |

1-Civitan Classic at Jacksonville, Fla.; 2-Sun Bowl Tournament at El Paso, Texas

1971-72

| | | | |
|-----------------------------------------------|----------------------------------------|---|--------|
| Record: 27-6 H: 11-1 A: 5-5 N: 11-0 | | | |
| Postseason: NCAA Championship Game; AP No. 10 | | | |
| D1 | Oglethorpe | W | 112-69 |
| D4 | Eastern Kentucky | W | 96-83 |
| D6 | vs Stetson ¹ | W | 90-54 |
| D7 | (18), (6) at Jacksonville ¹ | W | 90-83 |
| D11 | (18) Valdosta State | W | 134-65 |
| D18 | (9) at Hawaii | L | 10-30 |
| D22 | (14) at Hawaii | L | 76-81 |
| D27 | (14) vs Washington ² | W | 85-77 |
| D29 | vs Oregon State ³ | W | 73-72 |
| D30 | vs Washington State ³ | W | 85-61 |
| J3 | vs Denver ⁴ | W | 88-70 |
| J4 | (20) vs Saint Louis ⁴ | W | 63-62 |
| J8 | (20) E. Tennessee State | W | 106-63 |
| J11 | (12) Mercer | W | 96-78 |
| J15 | (12) Houston | W | 106-79 |
| J19 | (11) South Alabama | W | 85-72 |
| J22 | (11) at Georgia Tech | W | 71-69 |
| J26 | (10) Jacksonville | L | 97-94 |
| J29 | (10) Florida Southern | W | 84-63 |
| J31 | (10) Pan American College | W | 109-83 |
| F4 | (12) at Houston | L | 86-94 |
| F7 | (12) at South Alabama | W | 104-81 |
| F12 | (14) Tulane | W | 94-84 |
| F19 | (| | |

ALL-TIME FSU SCORES

1973-74

Record: 18-8 H: 10-0 A: 2-6 N: 6-2

| | | | |
|-----|--------------------------------------|---|-----------|
| N30 | vs. Hofstra | W | 92-63 |
| D3 | Biscayne | W | 109-71 |
| D7 | vs. Clemson ¹ | W | 65-58 |
| D8 | at Pittsburgh ¹ | L | 60-82 |
| D10 | at Eastern Kentucky | W | 93-60 |
| D15 | (9) at Louisville | L | 78-90 |
| D18 | (12) Memphis State | W | 88-80 |
| D21 | vs. Western Kentucky ² | W | 107-87 |
| D22 | vs. Wake Forest ² | W | 66-48 |
| D27 | vs. Indiana State ² | L | 92-93 |
| D28 | vs. Wisconsin Milwaukee ² | W | 84-82 |
| J4 | vs. Texas A&M ² | W | 99-79 |
| J5 | at Houston ² | L | 74-79 |
| J10 | Virginia Tech | W | 85-80 |
| J14 | vs. Georgia Southern ² | W | 92-89 |
| J19 | at South Florida | L | (OT)94-95 |
| J21 | at Southern Illinois | L | 73-77 |
| J24 | Jacksonville | W | 78-74 |
| F1 | (17) New Mexico | W | 90-71 |
| F6 | Canisus College | W | 91-74 |
| F9 | South Florida | W | 118-84 |
| F13 | at Jacksonville | L | 89-113 |
| F16 | (4) vs. North Carolina ³ | L | 85-104 |
| F23 | South Alabama | W | 105-63 |
| F26 | Fairleigh Dickinson | W | 88-58 |
| M4 | at South Alabama | W | 96-91 |

1-Steel Bowl Tournament at Pittsburgh, Pa.; 2-Big Sun Classic at St. Petersburg, Fla.; 3-Metro Classic Tournament at Macon, Ga.; 4-Bluebonnet Classic at Houston, Texas; 5-Game played at Savannah, Ga.; 6-Game played at Greensboro, N.C.

1974-75

Record: 18-8 H: 15-1 A: 0-7 N: 3-0

| | | | |
|-----|--------------------------------|---|-----------|
| N30 | Valdosta State College | W | 81-74 |
| D3 | Illinois State | W | 72-70 |
| D7 | Marshall | W | 90-63 |
| D9 | (16) at Memphis State | L | 69-70 |
| D14 | (4) Louisville | L | 75-84 |
| D18 | Cal State Bakersfield | W | 96-66 |
| D21 | Ohio | W | 67-60 |
| D26 | (15) vs. Purdue ¹ | W | 69-66 |
| D27 | (4) at Louisville ¹ | L | 61-79 |
| J4 | Eastern Kentucky | W | 107-75 |
| J7 | Wisconsin-Milwaukee | W | 104-82 |
| J11 | Biscayne | W | 88-59 |
| J15 | at South Florida | L | 71-77 |
| J18 | Hofstra | W | 107-71 |
| J20 | vs. Biscayne ² | W | 95-85 |
| J25 | at Canisus College | L | 75-81 |
| J27 | at New Mexico | L | (OT)78-84 |
| F1 | UT - Chattanooga | W | 111-70 |
| F6 | Jacksonville | W | 63-55 |
| F9 | vs. Georgia Southern | W | 101-77 |
| F13 | Georgia State ³ | W | 81-72 |
| F19 | at Jacksonville | L | 71-76 |
| F22 | Georgia Southern | W | 104-71 |
| F24 | Mercer | W | 91-68 |
| F28 | South Florida | W | 77-64 |
| M5 | at Stetson | L | 54-63 |

1-Holiday Classic at Louisville, Ky.; 2-Game played at Fort Lauderdale, Fla.; 3-Game played at Savannah, Ga.

1975-76

Record: 21-6 H: 13-0 A: 6-2 N: 2-4

| | | | |
|-----|----------------------------------|---|-----------|
| D2 | Rollins College | W | 90-47 |
| D6 | at Eastern Kentucky | W | 65-59 |
| D8 | (1) vs. Indiana ¹ | L | 59-83 |
| D11 | Stetson | W | 81-71 |
| D13 | Palm Beach Atlantic | W | 109-52 |
| D19 | vs. South Florida ² | W | 78-71 |
| D20 | (8) vs. Alabama ² | L | 72-76 |
| D26 | (13) vs. Washington ² | L | 54-69 |
| D29 | vs. Oregon State ² | L | 75-78 |
| D30 | vs. Colorado State ² | W | 84-54 |
| J8 | Western Kentucky | W | 88-80 |
| J10 | at Jacksonville | W | 77-57 |
| J14 | Baptist College | W | 107-64 |
| J17 | Memphis State | W | 100-79 |
| J20 | at South Florida | W | 76-72 |
| J24 | SW Louisiana | W | 110-70 |
| J31 | at Georgia State | W | 66-58 |
| F2 | at Illinois State | L | (OT)80-82 |
| F7 | South Florida | W | 88-62 |
| F12 | Illinois State | W | 109-81 |
| F14 | at Madison | W | 85-65 |
| F18 | Jacksonville | W | 74-65 |
| F21 | Georgia State | W | 92-70 |
| F24 | Valdosta State | W | 106-61 |
| F28 | Mercer | W | 90-76 |
| M4 | (18) at SW Louisiana | W | 68-65 |
| M6 | (18) at Dayton | L | 81-95 |

1-Game played at Indianapolis, Ind.; 2-Big Sun Classic at St. Petersburg, Fla.; 3-Far West Classic at Portland, Ore.

1976-77

Record: 16-11 H: 8-2 A: 5-6 N: 3-3

Metro: 0-2/5th Place/5-7 record against designated opponents

| | | | |
|-----|-------------------------|---|--------|
| N26 | vs. Toledo ¹ | W | 70-66 |
| N27 | at Clemson ¹ | L | 92-108 |

| | | | |
|-----|-----------------------------------|---|-----------|
| N30 | Missouri Western St. | W | 109-80 |
| D4 | Austin Peay State | W | 97-86 |
| D11 | at Missouri | L | 63-65 |
| D17 | vs. Santa Clara ² | W | 94-80 |
| D18 | (5) at San Francisco ² | L | 87-93 |
| D29 | vs. Army ² | L | 71-72 |
| D30 | at Vermont ² | W | 76-67 |
| J3 | (14) at Louisville | L | (OT)75-78 |
| J5 | at Western Kentucky | W | 93-73 |
| J8 | Troy State | W | 83-69 |
| J12 | Madison | W | 69-66 |
| J15 | (18) at Memphis State | L | 75-81 |
| J20 | at South Florida | W | 97-74 |
| J22 | South Alabama | W | 115-86 |
| J26 | at Jacksonville | L | 70-77 |
| J29 | UNC-Charlotte | L | 65-76 |
| J31 | at Mercer | W | (OT)66-65 |
| F5 | Baptist College | W | 139-72 |
| F7 | (3) vs. Kentucky ³ | L | 57-97 |
| F12 | at Stetson | W | (OT)87-80 |
| F18 | vs. Dayton ³ | W | 76-71 |
| F23 | Jacksonville | L | 64-70 |
| F26 | South Florida | W | 103-72 |
| M1 | Oral Roberts | W | 91-87 |
| M3 | vs. Georgia Tech ³ | L | 67-72 |

1-PTAY Classic at Clemson, S.C.; 2-Cable Car Classic at San Francisco, Calif.; 3-Vermont Classic at Burlington, Vt.; 4-Game played at Louisville, Ky.; 5-Game played at St. Petersburg, Fla.; 6-Metro Conference Tournament at Greensboro, N.C.

1977-78

Record: 23-6 H: 10-1 A: 6-2 N: 7-3

Metro: 12-1/1st Place

Postseason: NCAA First Round; AP No. 15

| | | | |
|-----|---------------------------------------|---|-----------|
| N28 | Rollins College | W | 83-59 |
| D1 | Troy State | W | 110-82 |
| D5 | Saint Leo College | W | 90-49 |
| D9 | vs. South Florida ¹ | W | 76-67 |
| D10 | vs. Seton Hall ¹ | W | 94-63 |
| D16 | vs. Texas A&M ¹ | W | 100-77 |
| D17 | vs. Navy ¹ | W | 82-55 |
| D23 | vs. Missouri ¹ | W | 97-64 |
| D27 | (18) (11) at Cincinnati | L | 75-77 |
| D30 | (18) at Louisville ² | L | 71-56 |
| J31 | (18) vs. Minnesota ² | L | 74-88 |
| D7 | at Tulane | W | 87-85 |
| J11 | Fairleigh Dickenson | W | 85-43 |
| J14 | at Tulane | W | 103-85 |
| J17 | at Cincinnati | W | 76-66 |
| J22 | (9) at Louisville | W | 70-66 |
| J26 | (17) at Saint Louis | W | 88-75 |
| F2 | (15) South Alabama | L | 56-58 |
| F4 | (15) at Saint Louis | W | 72-68 |
| F6 | (15) at Memphis State | W | 95-89 |
| F11 | (16) Memphis State | W | 89-82 |
| F13 | (16) at UNC Charlotte | L | 79-88 |
| F17 | (14) (9) at Louisville | W | 81-70 |
| F21 | (12) at Georgia Tech | W | 78-72 |
| F25 | (12) at Georgia Tech | W | 85-82 |
| F27 | (12) at Oral Roberts | W | (OT)80-76 |
| M3 | (11) vs. Georgia Tech ² | W | 71-69 |
| M4 | (21) (20) vs. Louisville ² | L | 93-94 |
| M11 | (13) (1) vs. Kentucky ² | L | 76-85 |

1-Big Sun Tournament at St. Petersburg, Fla.; 2-Birmingham Classic at Birmingham, Ala.; 3-Game played at Orlando, Fla.; 4-Pittsburg Holiday Classic at Bloomington, Minn.; 5-Metro Conference Tournament at Cincinnati, Ohio; 6-NCAA Midwest Regional First and Second Rounds at Knoxville, Tenn.

1978-79

Record: 19-10 H: 9-1 A: 7-7 N: 3-2

Metro: 7-3/3rd Place

| | | | |
|-----|-----------------------------------|---|-----------|
| N27 | Eckerd College | W | 116-71 |
| N30 | Western Kentucky | W | 70-59 |
| D4 | at Auburn | W | 71-70 |
| D9 | vs. Florida ¹ | W | 68-61 |
| D18 | Florida Southern | W | 106-75 |
| D22 | at Dayton ² | L | 80-97 |
| D23 | vs. Penn State ² | L | 57-64 |
| D31 | at Ala. Birmingham | W | 85-66 |
| J3 | at Jacksonville | L | 68-71 |
| J6 | vs. Georgia Southern ³ | W | 96-83 |
| J5 | at Old Dominion ³ | L | (OT)76-80 |
| J10 | at Tulane | W | 60-74 |
| J12 | at Saint Louis | W | 61-59 |
| J18 | at Memphis State | W | (OT)93-86 |
| J20 | (7) at Louisville | L | 65-67 |
| J23 | Georgia Tech | W | 79-73 |
| J25 | at George Washington | W | 71-68 |
| J27 | at Cincinnati | W | 80-77 |
| J29 | at Tulane | W | 89-84 |
| J31 | (6) at Louisville | L | 71-84 |
| F3 | Jacksonville | W | 84-81 |
| F6 | at South Alabama | L | 61-78 |
| F10 | at Georgia Tech | L | 72-75 |
| F12 | at Saint Louis | W | 84-79 |
| F17 | at Cincinnati | W | 76-71 |
| F25 | Memphis State | W | 90-87 |
| M1 | vs. Tulane ⁴ | W | 101-92 |
| M2 | at Memphis State ⁴ | W | 35-34 |
| M3 | vs. Virginia Tech ⁴ | L | 60-68 |

1-Game played at Jacksonville, Fla.; 2-Dayton Invitational

at Dayton, Ohio; 3-Old Dominion Classic at Norfolk, Va.; 4-Metro Conference Tournament at Memphis, Tenn.

1979-80

Record: 22-9 H: 10-3 A: 7-5 N: 5-1

Metro: 7-5/4th Place

Postseason: NCAA Second Round

| | | | |
|-----|------------------------------|---|-----------|
| N30 | Florida A&M | W | 101-63 |
| D2 | Jacksonville | L | 76-77 |
| D6 | at South Florida | W | 89-71 |
| D8 | vs. Florida ¹ | W | 87-70 |
| D20 | Minnesota | W | 112-91 |
| D29 | at Western Kentucky | W | 67-65 |
| D31 | vs. Tulane ² | W | 108-97 |
| J4 | at Saint Louis | W | 75-73 |
| J7 | South Florida | W | 84-69 |
| J10 | at Memphis State | W | 74-69 |
| J12 | at Tulane | L | 79-80 |
| J14 | South Carolina Aiken | W | 82-69 |
| J19 | at Marquette | L | 64-74 |
| J21 | at Virginia Tech | L | 77-79 |
| J27 | (7) at Louisville | L | 73-79 |
| F2 | at Cincinnati | W | 54-52 |
| F4 | Auburn | W | 73-69 |
| F7 | Memphis State ³ | W | 55-54 |
| F9 | at Cincinnati | W | 77-74 |
| F11 | at Florida Southern | W | 85-78 |
| F14 | at Saint Louis | W | 71-69 |
| F16 | at Jacksonville | W | 64-55 |
| F18 | Cleveland State | W | 86-83 |
| F20 | Alabama Birmingham | W | 89-87 |
| F22 | at Virginia Tech | L | 76-78 |
| F24 | (2) at Louisville | L | 75-83 |
| F28 | vs. Tulane ⁴ | W | 85-73 |
| F29 | vs. Cincinnati ⁴ | W | (OT)79-69 |
| M1 | (4) at Saint Louis | L | 72-81 |
| M7 | vs. Toledo ⁴ | W | 94-91 |
| M9 | (4) at Kentucky ⁴ | L | 78-97 |

1-Game played at Jacksonville, Fla.; 2-Game played at Miami, Fla.; 3-Game forfeited by Memphis State; 4-Metro Conference Tournament at Louisville, Ky.; 5-NCAA Midwest First and Second Round at Bowling Green, Ky.

1980-81

Record: 17-11 H: 8-2 A: 5-6 N: 4-3

Metro: 7-5/2nd Place

| | | | |
|-----|---------------------------------|---|-----------|
| N28 | Central Florida | W | 57-41 |
| D2 | at Minnesota | L | 66-79 |
| D6 | Jacksonville | W | 59-57 |
| D13 | vs. Florida ¹ | L | (OT)74-81 |
| D17 | at Auburn | L | 74-78 |
| D19 | vs. Missouri ² | W | 68-64 |
| D20 | vs. Georgia ² | W | 64-62 |
| D31 | vs. South Carolina ³ | L | 78-80 |
| J3 | Memphis State | W | 84-66 |
| J5 | at Cincinnati | W | 79-77 |
| J10 | Baptist College | W | 87-60 |
| J12 | at Virginia Tech | L | (OT)70-80 |
| J17 | at Louisville | L | 78-98 |
| J20 | at Jacksonville | W | 59-50 |
| J24 | at Tulane | W | 79-61 |
| J26 | at Florida | W | 82-71 |
| J31 | at Tulane | W | 74-68 |
| F4 | at Saint Louis | L | 71-72 |
| F7 | at Louisville | L | (OT)73-82 |
| F9 | at Saint Louis | W | 70-57 |
| F14 | at Cincinnati | L | 79-80 |
| F16 | at Virginia Tech | W | 80-76 |
| F18 | at South Carolina | L | 70-83 |
| F21 | Florida A&M | W | 92-79 |
| F28 | at Memphis State | W | 80-78 |
| M1 | vs. Marquette ⁴ | W | 81-78 |
| M5 | vs. Saint Louis ⁵ | W | 84-77 |
| M6 | vs. Cincinnati ⁵ | L | 57-58 |

1-Game played at Jacksonville, Fla.; 2-Cotton States Classic at Atlanta, Ga.; 3-Game played at Miami, Fla.; 4-Game played at Tampa, Fla.; 5-Metro Conference Tournament at Louisville, Ky.

1981-82

Record: 11-17 H: 5-8 A: 3-6 N: 3-3

Metro: 4-8/6th Place

| | | | |
|-----|--------------------------------|---|-----------|
| N29 | Florida A&M ¹ | W | 81-67 |
| D1 | Florida State | L | 67-70 |
| D4 | vs. Jacksonville | W | (OT)94-93 |
| D5 | vs. South Florida ² | L | 67-82 |
| D9 | Jacksonville ² | L | 80-83 |
| D12 | vs. Florida ² | L | 65-81 |
| D19 | Auburn | L | 76-77 |
| D22 | at South Carolina | W | 82-77 |
| D29 | vs. UNC-Charlotte ⁴ | W | 76-73 |
| D30 | at Dayton ⁴ | L | 79-93 |
| J4 | (14) at Louisville | L | 57-79 |
| J9 | at Memphis State | L | 63-90 |
| J11 | Florida | W | 82-67 |
| J14 | at Saint Louis | W | 75-74 |
| J16 | at Virginia Tech | W | 69-65 |
| J23 | at Saint Louis | W | 89-73 |
| J25 | Saint Leo College | W | 101-74 |
| J27 | at Jacksonville | L | (OT)79-80 |
| J30 | at Louisville | W | 71-65 |
| F1 | at Tulane | L | 53-66 |
| F10 | at Tulane | L | 61-62 |

| | | | |
|-----|-----------------------------|---|-------|
| F13 | Memphis State | L | 60-62 |
| F20 | at Cincinnati | L | 83-84 |
| F22 | South Carolina | L | 84-87 |
| F25 | Virginia Tech | L | 76-77 |
| F27 | Cincinnati | L | 71-73 |
| M5 | vs. Tulane ⁵ | L | 54-49 |
| M6 | vs. Louisville ⁵ | L | 73-97 |

1-First game played at Tallahassee Leon County Civic Center; 2-Florida Four Tournament at Tampa, Fla.; 3-Game played at Jacksonville, Fla.; 4-Dayton Invitational at Dayton, Ohio; 5-Metro Conference Tournament at Memphis, Tenn.

1982-83

Record: 14-14 H: 8-5 A: 4-7 N: 2-2

Metro: 6-8/5th Place

| | | | |
|-----|---------------------------------|---|-------|
| N29 | Saint Leo College | W | 92-54 |
| D1 | at Auburn | L | 68-78 |
| D6 | Florida A&M | W | 81-79 |
| D10 | vs. South Florida ¹ | L | 77-90 |
| D11 | vs. Jacksonville ¹ | W | 81-66 |
| D19 | Florida | L | 63-84 |
| D22 | Pittsburg | L | 74-75 |
| D29 | at San Diego State ² | L | 85-89 |
| D30 | (19) vs. Tulane ² | W | 96-80 |
| J2 | at New Mexico | W | 74-71 |
| J4 | at Jacksonville | W | 61-60 |
| J8 | (13) at Louisville | L | 69-96 |
| J13 | at Southern Miss | W | |

FLORIDA STATE[®]

ALL-TIME FSU SCORES

| |
|-------------------------------------------------------------------|
| J23.....(9) ... * Memphis State.....L.....69-74 |
| J26.....* at Southern Miss.....L.....63-77 |
| J28.....* at Tulane.....L.....61-64 |
| F2.....* at South Carolina.....L.....77-92 |
| F4.....* at Florida.....L.....79-86 |
| F6.....* Tulane.....W.....74-51 |
| F11.....* Southern Miss.....W.....91-79 |
| F13.....Jacksonville.....W.....88-72 |
| F16.....(4) ... * Virginia State.....L.....68-70 |
| F20.....* at Louisville.....L.....72-83 |
| F23.....* Virginia Tech.....L.....75-87 |
| F27.....* Cincinnati.....W.....86-60 |
| M7.....* South Carolina.....W.....87-75 |
| M7.....vs Virginia Tech ³W.....97-93 |
| M8.....vs Cincinnati ³W.....75-65 |
| M9.....(4) ... vs Memphis State ²L.....(OT)86-90 |

1-Game played at Orlando, Fla.; 2-Game played at Miami, Fla.; 3-Metro Conference Tournament at Louisville, Ky.

1985-86

| |
|--------------------------------------------------------------------|
| Record: 12-17 H: 11-4 A: 0-10 N: 1-3 |
| Metro: 3-9/7th Place |
| N23.....Tampa.....W.....86-62 |
| N29.....at Florida.....L.....66-85 |
| D4.....NC State.....W.....76-67 |
| D7.....Western Carolina.....W.....91-83 |
| D14.....Fla. Institute of Tech.....W.....122-83 |
| D16.....vs Alabama ¹L.....89-100 |
| D21.....at Pittsburgh.....L.....75-88 |
| D31.....(1) ... vs North Carolina ²L.....64-109 |
| J4.....Jacksonville.....L.....62-69 |
| J6.....Central Florida.....W.....76-58 |
| J9.....California (Pa.).....W.....113-75 |
| J11.....* Cincinnati.....W.....76-73 |
| J15.....(18) ... * Louisville.....L.....64-85 |
| J18.....* Southern Miss.....L.....92-94 |
| J20.....at Miami.....L.....75-83 |
| J22.....at New Orleans.....L.....55-76 |
| J25.....(25) ... * at Virginia Tech.....L.....73-86 |
| F1.....* at South Carolina.....L.....73-81 |
| F3.....Miami.....W.....90-72 |
| F8.....* at Southern Miss.....L.....96-102 |
| F10.....(3) ... * at Memphis State.....L.....73-99 |
| F12.....New Orleans.....W.....96-77 |
| F15.....* at Cincinnati.....L.....72-78 |
| F19.....(10) ... * at Louisville.....L.....67-89 |
| F22.....(4) ... * Memphis State.....W.....82-80 |
| F24.....(24) ... * Virginia Tech.....L.....84-92 |
| M1.....* South Carolina.....W.....68-62 |
| M7.....vs Virginia Tech ³W.....77-76 |
| M8.....(10) ... vs Memphis State ²L.....(OT)71-73 |

1-Game played at Birmingham, Ala.; 2-Game played at Charlotte, N.C.; 3-Metro Conference Tournament at Louisville, Ky.

1986-87

| |
|--------------------------------------------------------|
| Record: 19-11 H: 14-2 A: 3-8 N: 2-1 |
| Metro: 6-6/6th Place |
| Postseason: NIT Second Round |
| N28.....Florida.....W.....80-76 |
| D4.....USC-Spartanburg.....W.....97-69 |
| D6.....(8) ... Alabama.....W.....72-71 |
| D1.....(9) ... at Oklahoma.....L.....92-109 |
| D16.....at Western Carolina.....W.....101-76 |
| D20.....Valdosta State.....W.....85-75 |
| D29.....vs Alcorn State ¹W.....84-62 |
| D30.....vs Tennessee ¹W.....(OT)91-90 |
| J3.....at Jacksonville.....L.....78-90 |
| J5.....Wisconsin Green Bay.....W.....57-49 |
| J7.....* Louisville.....L.....84-73 |
| J12.....Stetson.....W.....83-75 |
| J17.....* at Cincinnati.....L.....67-69 |
| J19.....* at Memphis State.....L.....66-76 |
| J21.....* South Carolina.....L.....60-63 |
| J24.....* at Southern Miss.....W.....94-74 |
| J26.....Central Florida.....W.....76-57 |
| J31.....* at Virginia Tech.....L.....(OT)79-82 |
| J36.....* Cincinnati.....W.....77-75 |
| F4.....at Miami.....L.....57-63 |
| F11.....* Memphis State.....W.....98-89 |
| F14.....* at South Carolina.....W.....80-72 |
| F16.....South Florida.....W.....83-78 |
| F18.....* at Louisville.....L.....71-87 |
| F23.....* Virginia Tech.....W.....107-78 |
| F26.....Miami.....W.....08-84 |
| F28.....* Southern Miss.....W.....117-102 |
| M6.....vs South Carolina ²L.....85-86 |
| M12.....Rhode Island ³W.....107-92 |
| M16.....at Vanderbilt ¹L.....92-109 |

1-Red Lobster Classic at Orlando, Fla.; 2-Metro Conference Tournament at Louisville, Ky.; 3-National Invitation Tournament at Tallahassee, Fla.; 4-National Invitation Tournament at Nashville, Tenn.

1987-88

| |
|--------------------------------------------------|
| Record: 19-11 H: 13-2 A: 4-7 N: 2-2 |
| Metro: 7-5/2nd Place |
| Postseason: NCAA Second Round |
| N28.....Bucknell.....W.....87-58 |
| D2.....Florida International.....W.....121-75 |
| D5.....Penn State.....W.....63-60 |
| D10.....(16) ... Oklahoma.....L.....87-89 |
| D12.....(12) ... at Florida.....L.....48-71 |
| D16.....vs Stetson ¹W.....80-67 |

| |
|--------------------------------------------------------------|
| D19.....at Tennessee.....L.....(OT)78-81 |
| D21.....Hardin Simmons.....W.....93-79 |
| D28.....(3) ... vs. Pittsburgh ²L.....71-72 |
| D29.....at Central Florida ²W.....101-67 |
| J6.....Jacksonville.....W.....87-63 |
| J9.....* Louisville.....W.....83-76 |
| J13.....* Memphis State.....W.....92-85 |
| J16.....at South Florida.....W.....86-70 |
| J23.....* at Cincinnati.....W.....74-71 |
| J25.....* South Carolina.....L.....72-80 |
| J28.....Central Florida.....W.....93-69 |
| J30.....* at Virginia Tech.....L.....87-88 |
| F2.....Monmouth.....W.....82-68 |
| F6.....* Cincinnati.....W.....101-68 |
| F13.....* Southern Miss.....W.....83-75 |
| F17.....* at Louisville.....L.....62-82 |
| F20.....* at Memphis State.....L.....76-81 |
| F24.....Alabama State.....W.....108-90 |
| F27.....* at South Carolina.....L.....78-81 |
| M2.....* Virginia Tech.....W.....92-79 |
| M5.....* at Southern Miss.....W.....87-83 |
| M11.....vs. Cincinnati ¹W.....84-74 |
| M12.....at Memphis State ¹L.....74-81 |
| M18.....(17) ... vs Iowa ⁴L.....98-102 |

1-Game played at Daytona Beach, Fla.; 2-Citrus Bowl Classic at Orlando, Fla.; 3-Metro Conference Tournament at Memphis, Tenn.; 4-NCAA West Regional First Round at Los Angeles, Calif.

1988-89

| |
|------------------------------------------------------------------------|
| Record: 22-8 H: 12-2 A: 10-3 N: 0-3 |
| Metro: 9-3/1st Place |
| Postseason: NCAA First Round; AP No. 16 |
| N25.....(17) ... Central Florida.....W.....133-79 |
| N29.....(14) ... Florida International.....W.....100-75 |
| D3.....(14) ... (19) ... Florida.....W.....104-86 |
| D9.....(13) ... Stetson.....W.....91-74 |
| D12.....South Alabama.....W.....87-82 |
| D17.....(12) ... at Penn State.....W.....78-71 |
| D20.....(11) ... South Florida.....W.....113-81 |
| D28.....(10) ... at Central Florida ¹W.....97-64 |
| D29.....(10) ... (17) ... Villanova ¹L.....67-68 |
| J4.....(15) ... Rider.....W.....113-67 |
| J7.....(15) ... Southern Miss.....W.....104-79 |
| J11.....(14) ... at Jacksonville.....W.....85-70 |
| J15.....(14) ... (17) ... Tennessee.....W.....101-90 |
| J18.....(14) ... at Arkansas.....W.....(OT) 112-105 |
| J21.....(14) ... * Cincinnati.....W.....95-80 |
| J26.....(11) ... * at South Carolina.....W.....69-67 |
| J28.....(11) ... * at Virginia Tech.....W.....100-97 |
| F1.....(8) ... * Memphis State.....L.....82-99 |
| F4.....(8) ... * at Cincinnati.....W.....66-65 |
| F6.....(8) ... * at Louisville.....W.....81-78 |
| F8.....(12) ... * South Carolina.....W.....88-72 |
| F16.....(7) ... (10) ... * Louisville.....L.....(OT) 77-78 |
| F18.....(7) ... * at Memphis State.....L.....78-89 |
| F21.....(12) ... at New Orleans.....L.....77-83 |
| F23.....(12) ... (14) ... at La Salle.....L.....100-101 |
| M1.....(16) ... * Virginia Tech.....W.....117-97 |
| M4.....(16) ... * at Southern Miss.....W.....81-78 |
| M11.....(14) ... at South Carolina ²W.....80-63 |
| M12.....(14) ... (16) ... vs Louisville ²L.....80-87 |
| M16.....(16) ... vs Middle Tennessee St. ¹L.....83-97 |

1-Red Lobster Classic at Orlando, Fla.; 2-Metro Conference Tournament at Columbia, S.C.; 3-NCAA Southeast Regional First Round at Nashville, Tenn.

1989-90

| |
|------------------------------------------------------------|
| Record: 16-15 H: 9-4 A: 6-6 N: 1-5 |
| Metro: 6-8/5th Place |
| N24.....vs Kansas State ¹L.....70-71 |
| N25.....at Alaska Anchorage ¹W.....75-74 |
| N26.....vs Connecticut ¹L.....60-63 |
| D1.....(24) ... at Florida.....L.....69-82 |
| D3.....Auburn.....W.....82-78 |
| D9.....New Orleans.....W.....66-64 |
| D16.....at South Florida.....W.....78-72 |
| D19.....Samford.....W.....100-62 |
| D22.....Stetson.....W.....92-83 |
| D27.....(19) ... vs NC State ²L.....72-90 |
| D29.....vs Rhode Island ²W.....95-76 |
| J2.....at South Alabama.....W.....78-75 |
| J4.....* Tulane.....W.....92-68 |
| J6.....* Southern Miss.....W.....113-82 |
| J8.....Jacksonville.....W.....(2OT) 104-99 |
| J11.....* at Cincinnati.....L.....62-82 |
| J14.....(11) ... * Louisville.....L.....66-73 |
| J18.....at Miami.....L.....(2OT)97-101 |
| J20.....* South Carolina.....L.....53-56 |
| J25.....* Memphis State.....W.....78-72 |
| J27.....* at Virginia Tech.....W.....67-63 |
| J31.....* at Southern Miss ¹W.....72-84 |
| F3.....(7) ... vs Syracuse ²L.....69-90 |
| F6.....(15) ... * at Louisville.....L.....50-69 |
| F8.....* Cincinnati.....L.....69-72 |
| F13.....* at Memphis State.....L.....69-81 |
| F17.....Miami.....W.....92-73 |
| F20.....* at Tulane.....W.....69-67 |
| F24.....* Virginia Tech.....L.....74-84 |
| M3.....* at South Carolina.....W.....79-70 |
| M8.....vs. Cincinnati ¹L.....(OT)64-65 |

1-Great Alaska Shootout at Anchorage, Alaska; 2-ECAC Holiday, Festival at New York, N.Y.; 3-Game played at Orlando, Fla.; 4-Metro Conference Tournament at Biloxi, Miss.

Fla.; 4-Metro Conference Tournament at Biloxi, Miss.

1990-91

| |
|----------------------------------------------------------|
| Record: 21-11 H: 12-2 A: 4-8 N: 5-1 |
| Metro: 9-5/2nd Place (Tournament Champions) |
| Postseason: NCAA Second Round |
| N27.....Texas Southern.....W.....95-71 |
| N30.....Florida.....L.....68-85 |
| D3.....Morgan State.....W.....89-48 |
| D9.....La Salle.....W.....83-74 |
| D15.....at Auburn.....L.....96-99 |
| D18.....South Florida.....W.....80-72 |
| D22.....(1) ... at Nevada Las Vegas.....L.....69-101 |
| D29.....at Florida Intl.....W.....92-73 |
| J3.....* at Tulane.....L.....61-77 |
| J5.....* at So. Mississippi.....L.....72-84 |
| J10.....* Cincinnati.....W.....72-67 |
| J12.....* Louisville.....W.....77-86 |
| J14.....vs. Stetson ¹W.....69-64 |
| J19.....(22) ... * at South Carolina.....W.....(OT)81-80 |
| J21.....(2) ... Arkansas.....L.....92-109 |
| J24.....* at Memphis State.....L.....66-67 |
| J26.....* at Virginia Tech.....W.....71-60 |
| F2.....* Tulane.....W.....85-79 |
| F7.....* at Cincinnati.....L.....67-76 |
| F9.....* at Louisville.....L.....72-88 |
| F13.....Alabama State.....W.....113-88 |
| F16.....at Jacksonville.....W.....99-79 |
| F18.....(7) ... at Syracuse.....L.....79-88 |
| F21.....* Memphis State.....W.....76-64 |
| F23.....* Virginia Tech.....W.....91-79 |
| F26.....* Southern Mississippi.....W.....85-83 |
| M2.....* South Carolina.....W.....70-59 |
| M7.....vs. South Carolina ²W.....65-55 |
| M8.....vs. Virginia Tech ²W.....91-71 |
| M9.....vs. Louisville ²W.....76-69 |
| M14.....vs S. California ³W.....75-72 |
| M16.....(3) ... vs Indiana ⁴L.....60-82 |

1-Game played at Orlando, Fla.; 2-Metro Conference Tournament at Roanoke, Va.; 3-NCAA Southeast Regional First and Second Rounds at Louisville, Ky.

1991-92

| |
|---------------------------------------------------------------------------|
| Record: 22-10 H: 12-3 A: 7-4 N: 3-3 |
| ACC: 11-5/2nd Place |
| Postseason: NCAA Sweet 16 |
| Final AP No. 20/USA Today No. 14 |
| N26.....Jacksonville.....W.....100-91 |
| D3.....vs Syracuse ¹L.....71-89 |
| D6.....Southern ²W.....95-75 |
| D7.....Florida A&M ³W.....2-0 |
| D15.....(5) ... * at North Carolina.....W.....86-74 |
| D20.....at South Florida.....L.....88-92 |
| D23.....Robert Morris.....W.....76-60 |
| D29.....Duquesne.....W.....88-73 |
| J2.....UNC Asheville.....W.....107-54 |
| J4.....* Virginia.....L.....(OT)68-77 |
| J6.....(1) ... * at Duke.....L.....70-86 |
| J11.....(19) ... * Wake Forest.....W.....(OT)88-85 |
| J18.....* at Maryland.....W.....(OT)91-83 |
| J20.....Mercer.....W.....78-64 |
| J23.....(18) ... * at Georgia Tech.....W.....83-79 |
| J25.....* NC State.....W.....98-76 |
| J27.....at Florida.....W.....68-67 |
| F0.....(23) ... (1) ... * Duke.....L.....62-75 |
| F1.....(23) ... * Wake Forest.....W.....79-78 |
| F5.....(23) ... * Maryland.....L.....85-93 |
| F8.....(23) ... * Clemson.....W.....102-90 |
| F10.....(23) ... * at NC State.....W.....87-79 |
| F13.....(23) ... * at Virginia.....W.....64-63 |
| F15.....(23) ... * Georgia Tech.....W.....80-67 |
| F18.....(16) ... * at Clemson.....L.....67-68 |
| F23.....(16) ... at DePaul.....L.....75-85 |
| F27.....(22) ... (10) ... * North Carolina.....W.....110-96 |
| M13.....(18) ... vs NC State ⁴W.....93-80 |
| M14.....(18) ... (20) ... vs North Carolina ⁴L.....76-80 |
| M19.....(20) ... vs Montana ⁵W.....78-68 |
| M21.....(20) ... vs Georgetown ⁶W.....78-68 |
| M26.....(20) ... (4) ... Indiana ⁶L.....74-85 |

1-ACC/Big East Challenge at Atlanta, Ga.; 2-Capitol City Classic at Tallahassee, Fla.; 3-Capitol City Classic at Tallahassee forfeit win by Florida State; 4-ACC Tournament at Charlotte, N.C.; 5-NCAA West Regional First and Second Rounds at Boise, Idaho; 6-NCAA West Regional Semifinal at Albuquerque, N.M.

1992-93

| |
|----------------------------------------------------------------------|
| Record: 25-10 H: 13-2 A: 7-4 N: 5-4 |
| ACC: 12-4/2nd Place |
| Postseason: NCAA Elite Eight |
| Final AP Poll No. 11/USA Today No. 11 |
| N18.....(9) ... Siena College ¹W.....89-80 |
| N20.....(9) ... (19) ... Iowa State ¹W.....109-86 |
| N25.....(7) ... (4) ... vs Indiana ²L.....(OT)78-81 |
| N27.....(7) ... (21) ... vs UCLA ²L.....(OT)83-86 |
| D2.....(11) ... (19) ... Massachusetts.....W.....67-64 |
| D15.....(10) ... at Duquesne.....L.....84-91 |
| D19.....(10) ... vs UNC Charlotte ³W.....63-59 |
| D20.....(10) ... vs Temple ³W.....(OT)91-80 |
| D22.....(18) ... Arkansas Little Rock.....W.....95-64 |
| D28.....(18) ... Md.-Baltimore County.....W.....109-80 |
| D30.....(18) ... South Florida.....W.....94-73 |
| J2.....(18) ... Florida.....L.....86-89 |

| |
|---------------------------------------------------------------------------------|
| J6.....(23) ... (25) ... * at Virginia.....L.....76-80 |
| J9.....(23) ... * at Wake Forest.....W.....(OT)74-72 |
| J13.....* Maryland.....W.....105-85 |
| J16.....* NC State.....W.....70-54 |
| J20.....* at Clemson.....W.....89-71 |
| J24.....(6) ... * Duke.....W.....(OT)89-88 |
| J27.....(19) ... (3) ... * at North Carolina.....L.....77-82 |
| J31.....(18) ... * Georgia Tech.....W.....96-77 |
| F2.....(12) ... at Jacksonville.....W.....92-77 |
| F6.....(12) ... at Connecticut.....W.....86-74 |
| F8.....(12) ... (24) ... * Virginia.....W.....99-84 |
| F10.....(10) ... (9) ... * Wake Forest.....W.....111-94 |
| F13.....(10) ... * at Maryland.....W.....87-84 |
| F17.....(9) ... * at NC State.....W.....72-71 |
| F20.....(9) ... * Clemson.....W.....102-92 |
| F24.....(9) ... (9) ... * at Duke.....L.....75-98 |
| F27.....(9) ... (3) ... * North Carolina.....L.....76-86 |
| M4.....(11) ... * at Georgia Tech.....W.....83-82 |
| M12.....(10) ... vs Clemson ¹L.....75-87 |
| M18.....(10) ... vs Evansville ²W.....82-70 |
| M20.....(11) ... vs Tulane ²W.....94-63 |
| M25.....(11) ... (25) ... vs Western Kentucky ³W.....(OT)81-78 |
| M27.....(11) ... (2) ... vs Kentucky ⁴L.....81-106 |

1-Presason National Invitation Tournament at Tallahassee, Fla.; 2-Presason National Invitation Tournament at New York, N.Y.; 3-Milk Classic at Orlando, Fla.; 4-ACC Tournament at Charlotte, N.C.; 5-NCAA Southeast Regional First and Second Rounds at Orlando, Fla.; 6-NCAA Southeast Regional Semifinals and Final at Charlotte, N.C.

1993-94

| |
|------------------------------------------------------------------|
| Record: 13-14 H: 10-4 A: 2-9 N: 1-1 |
| ACC: 6-10/7th Place |
| D1.....* Florida Atlantic.....W.....110-59 |
| D5.....Bethune Cookman.....W.....80-70 |
| D11.....at South Florida.....L.....63-65 |
| D18.....vs Florida ¹W.....69-59 |
| D20.....Morgan State.....W.....90-67 |
| D22.....Mt. St. Mary's.....W.....108-81 |
| D30.....UNC Greensboro.....W.....94-76 |
| J2.....Lafayette.....W.....105-87 |
| J6.....* at Virginia.....L.....64-84 |
| J8.....* Wake Forest.....L.....66-90 |
| J11.....* at Maryland.....L.....74-80 |
| J16.....* at NC State.....L.....70-78 |
| J19.....* Clemson.....W.....60-57 |
| J22.....(5) ... * at Duke.....W.....79-106 |
| J26.....(4) ... * North Carolina.....L.....77-90 |
| J29.....(21) ... * at Georgia Tech.....W.....74-73 |
| F3.....(11) ... at Massachusetts.....L.....58-62 |
| F6.....* Virginia.....W.....100-64 |
| F10.....* at Wake Forest.....L.....69-77 |
| F12.....* Maryland.....L.....66-69 |
| F16.....* NC State.....W.....75-70 |
| F19.....* at Clemson.....W.....79-71 |
| F21.....(16) ... at Florida.....L.....61-72 |
| F23.....(2) ... * Duke.....L.....72-84 |
| F26.....(4) ... * at North Carolina.....L.....75-78 |
| M2.....* Georgia Tech.....W.....71-68 |
| M11.....(11) ... vs North Carolina ²L.....69-83 |

1-Milk Challenge at Orlando, Fla.; 2-ACC Tournament at Charlotte, N.C.

1994-95

| |
|----------------------------------------------------------------|
| Record: 12-15 H: 10-5 A: 2-8 N: 0-2 |
| ACC: 5-11/6th Place |
| N25.....Florida International.....W.....88-41 |
| N29.....South Florida.....W.....95-88 |
| D3.....Florida Atlantic.....W.....101-63 |
| D6.....(8) ... at Arizona.....L.....78-96 |
| D10.....Tulane.....W.....81-74 |
| D17.....(8) ... vs Florida ¹L.....(2OT) 65-71 |
| D22.....SE Missouri State.....W.....100-75 |
| D29.....Detroit Mercy.....W.....84-83 |
| J4.....* Virginia.....L.....75-81 |
| J7.....(18) ... * at Wake Forest.....L.....64-72 |
| J10.....(9) ... * Maryland.....L.....57-70 |
| J15.....* NC State.....W.....107-79 |
| J18.....* at Clemson.....W.....67-66 |
| J21.....* Duke.....W.....78-75 |
| J25.....(3) ... * at North Carolina.....L.....70-100 |
| J29.....(21) ... * Georgia Tech.....L.....68-81 |
| F1.....at UNC Greensboro.....W.....75-65 |
| F4.....(15) ... * at Virginia.....L.....(OT)63-76 |
| F8.....(11) ... * Wake Forest.....W.....89-67 |
| F11.....(8) ... * at Maryland.....L.....65-80 |
| F15.....* at NC State.....L.....77-86 |
| F18.....* Clemson.....W.....62-57 |
| F20.....Florida.....L.....62-75 |
| F22.....* at Duke.....L.....67-72 |
| F25.....(3) ... * North Carolina.....L.....78-80 |
| M2.....* at Georgia Tech.....L.....67-69 |
| M10.....(10) ... vs Maryland ²L.....64-71 |

1-Milk Challenge at Orlando, Fla.; 2-ACC Tournament at Greensboro, N.C.



FLORIDA STATE®

ALL-TIME FSU SCORES

1995-96

Record: 13-14 H: 9-6 A: 2-7 N: 2-1
ACC: 5-11/8th Place

| | | | |
|-----|------------------------|---|-----------|
| N27 | Howard | W | 97-81 |
| N28 | Florida International | W | 92-44 |
| D2 | Jacksonville | W | 87-80 |
| D5 | at Tulane | L | 77-78 |
| D9 | vs DePaul | W | 85-80 |
| D12 | (8) Connecticut | L | 61-79 |
| D16 | vs Florida | W | 74-52 |
| D20 | Radford | W | 79-59 |
| D28 | MD-Baltimore County | W | 80-56 |
| D30 | MD-Eastern Shore | W | 79-66 |
| J3 | at Virginia | W | 69-64 |
| J6 | (12) Wake Forest | L | (OT)73-75 |
| J13 | at NC State | L | 65-71 |
| J17 | (19) Clemson | W | 75-62 |
| J20 | at Duke | L | 65-85 |
| J24 | (11) North Carolina | L | 71-82 |
| J27 | at Georgia Tech | L | 58-79 |
| F3 | Virginia | L | 59-64 |
| F7 | (9) Wake Forest | L | 67-81 |
| F10 | Maryland | W | 100-78 |
| F14 | NC State | W | 79-66 |
| F17 | at Clemson | L | 59-67 |
| F22 | Duke | L | 87-93 |
| F24 | (17) at North Carolina | W | 84-80 |
| F28 | (18) Georgia Tech | L | 68-83 |
| M4 | at Maryland | L | 78-88 |
| M7 | vs NC State | L | 65-80 |

1-Game played at St. Petersburg, Fla.; 2-Milk Challenge at Orlando, Fla.; 3-ACC Tournament at Greensboro, N.C.

1996-97

Record: 20-12 H: 13-3 A: 5-7 N: 2-2
ACC: 6-10/7th Place

Postseason: Postseason NIT Finals

| | | | |
|-----|------------------------|---|-----------|
| N22 | Southwestern La. | W | 96-70 |
| N29 | Rice | W | 79-54 |
| D5 | Florida Atlantic | W | 93-56 |
| D25 | (10) at Duke | L | (OT)67-72 |
| D14 | at Jacksonville | W | 108-84 |
| D17 | Tennessee State | W | 100-62 |
| D21 | vs Florida | W | 79-65 |
| D28 | Marist College | W | 76-48 |
| D30 | Butler | W | 87-68 |
| J4 | NC State | W | 71-51 |
| J8 | Virginia | L | 61-64 |
| J11 | (5) Clemson | L | 70-76 |
| J15 | at Georgia Tech | L | 58-71 |
| J18 | at Seton Hall | W | 67-56 |
| J22 | (19) North Carolina | W | 84-71 |
| J25 | (4) Wake Forest | L | 58-61 |
| J29 | (5) Maryland | W | 74-70 |
| F1 | at Virginia | L | 60-73 |
| F6 | (20) at North Carolina | L | 62-90 |
| F9 | Georgia Tech | W | 64-62 |
| F13 | (10) at Maryland | L | 57-73 |
| F15 | (6) Duke | L | 79-89 |
| F19 | Alabama State | W | 94-49 |
| F23 | (8) at Clemson | W | 67-65 |
| F26 | at NC State | L | 44-67 |
| M1 | (5) Wake Forest | W | 59-55 |
| M7 | (8) vs Wake Forest | L | 65-66 |
| M12 | at Syracuse | W | 82-67 |
| M17 | Michigan State | W | 68-63 |
| M19 | at West Virginia | W | 76-71 |
| M25 | vs Connecticut | W | (OT)71-69 |
| M27 | vs Michigan | L | 73-82 |

1-Milk Classic at Orlando, Fla.; 2-Capitol City Classic at Tallahassee, Fla.; 3-ACC Tournament at Greensboro, N.C.; 4-National Invitation Tournament at Syracuse, N.Y.; 5-National Invitation Tournament at Tallahassee, Fla.; 6-National Invitation Tournament at Morgantown, W.V.; 7-National Invitation Tournament Semifinals and Final at New York, N.Y.

1997-98

Record: 18-14 H: 9-5 A: 6-6 N: 3-3
ACC: 6-10/8th Place

Postseason: NCAA Second Round

| | | | |
|-----|----------------------------|---|--------|
| N14 | at Rice | W | 65-53 |
| N17 | Loyola College (Md.) | W | 89-72 |
| N19 | Utah State | W | 66-55 |
| N26 | (25) (1) vs Connecticut | W | 67-60 |
| N28 | (25) (2) vs Kansas | L | 58-73 |
| D2 | (19) Florida Atlantic | W | 90-52 |
| D6 | (19) Jacksonville | W | 74-44 |
| D14 | (16) vs Florida | W | 83-81 |
| D17 | (17) UNC Asheville | W | 77-60 |
| D20 | (17) (1) North Carolina | L | 73-81 |
| D23 | (17) (5) Arizona | W | 84-79 |
| D29 | (15) at Southwestern La. | W | 80-71 |
| D31 | (15) (15) at DePaul | W | 66-55 |
| J3 | (15) at NC State | W | 68-55 |
| J7 | (13) at Maryland | L | 74-81 |
| J10 | (13) (2) Duke | L | 63-75 |
| J13 | (17) at Clemson | L | 65-86 |
| J18 | (17) at Georgia Tech | W | 70-67 |
| J22 | (20) Wake Forest | W | 83-59 |
| J24 | (20) (2) at North Carolina | L | 55-103 |
| J28 | (23) NC State | W | 64-52 |
| J31 | (23) at South Florida | L | 68-70 |
| F4 | at Virginia | W | 71-63 |

| | | | |
|-----|-------------------------|---|-----------|
| F7 | (23) Maryland | L | 62-68 |
| F10 | (2) at Duke | L | 72-86 |
| F15 | Clemson | L | 49-78 |
| F18 | Georgia Tech | L | 59-72 |
| F21 | at Wake Forest | L | 68-69 |
| F28 | Virginia | W | 88-63 |
| M5 | vs NC State | L | 63-65 |
| M13 | (15) vs Texas Christian | W | 96-87 |
| M15 | vs Valparaiso | L | (OT)77-83 |

1-Preseason National Invitation Tournament at Tallahassee, Fla.; 2-Preseason National Invitation Tournament at New York, N.Y.; 3-Milk Classic at Orlando, Fla.; 4-ACC Tournament at Greensboro, N.C.; 5-NCAA Midwest Regional First and Second Rounds at Oklahoma City, Okla.

1998-99

Record: 13-17 H: 7-7 A: 3-8 N: 3-2
ACC: 5-11/7th Place

| | | | |
|-----|------------------------|---|--------------|
| N13 | Sam Houston State | W | 88-51 |
| N20 | Florida | L | 86-82 |
| N24 | Idaho | W | 70-57 |
| D1 | at Virginia | W | 72-69 |
| D6 | Auburn | L | 68-80 |
| D14 | at Temple | L | 66-75 |
| D17 | at Jacksonville | W | 72-53 |
| D20 | Georgia Southern | W | 80-43 |
| D23 | at Butler | L | 65-77 |
| D28 | vs Princeton | L | 46-50 |
| D29 | vs Mississippi State | W | 69-58 |
| D30 | vs Murray State | W | (OT)80-76 |
| J6 | (11) North Carolina | L | 54-72 |
| J9 | at Georgia Tech | W | 75-56 |
| J12 | (25) Clemson | W | 70-64 |
| J16 | (2) at Duke | L | 73-98 |
| J20 | Wake Forest | W | 74-68 |
| J23 | NC State | W | 71-59 |
| J27 | (4) at Maryland | L | 87-107 |
| J30 | Virginia | L | 60-67 |
| F2 | South Florida | W | 77-66 |
| F7 | (12) at North Carolina | L | 64-98 |
| F11 | Georgia Tech | L | (2OT)108-111 |
| F14 | at Clemson | L | 45-78 |
| F17 | (1) Duke | L | 59-85 |
| F20 | at Wake Forest | L | 65-67 |
| F24 | at NC State | L | 63-71 |
| F27 | (5) Maryland | L | 75-84 |
| M4 | vs Clemson | W | (OT)87-85 |
| M5 | (5) vs Maryland | L | 69-93 |

1-Rainbow Classic at Honolulu, Hawaii; 2-ACC Tournament at Charlotte, N.C.

1999-00

Record: 12-17 H: 8-6 A: 3-9 N: 1-2
ACC: 6-10/6th Place

| | | | |
|-----|------------------------|---|--------|
| N19 | (7) at Florida | L | 61-96 |
| N23 | Norfolk State | W | 81-70 |
| N27 | Jacksonville | W | 83-59 |
| D9 | (11) Temple | L | 58-69 |
| D11 | at Northwestern | W | 60-46 |
| D5 | (7) at Auburn | L | 54-55 |
| D11 | Seton Hall | L | 56-79 |
| D18 | vs Massachusetts | L | 60-69 |
| D22 | Vanderbilt | W | 70-65 |
| D30 | The Citadel | W | 77-51 |
| J4 | at Wake Forest | W | 86-64 |
| J8 | at South Florida | L | 55-66 |
| J12 | Clemson | W | 80-57 |
| J16 | (6) Duke | L | 54-85 |
| J19 | at Georgia Tech | L | 62-65 |
| J22 | (21) at North Carolina | W | 76-71 |
| J26 | at Virginia | L | 81-86 |
| J29 | (22) Maryland | L | 63-82 |
| F2 | at NC State | L | 58-68 |
| F5 | Wake Forest | W | 66-61 |
| F12 | at Clemson | L | 58-84 |
| F16 | (3) at Duke | L | 68-101 |
| F21 | Georgia Tech | W | 64-54 |
| F23 | North Carolina | L | 67-70 |
| F26 | Virginia | W | 71-64 |
| M1 | (17) at Maryland | L | 70-85 |
| M5 | NC State | L | 51-70 |
| M9 | vs Georgia Tech | W | 63-62 |
| M10 | (20) vs Maryland | L | 61-82 |

1-Orange Bowl Classic at Sunrise, Fla.; 2-ACC Tournament at Charlotte, N.C.

2000-01

Record: 9-21 H: 6-10 A: 2-9 N: 1-3
ACC: 4-12/8th Place

| | | | |
|-----|--------------------|---|------------|
| N17 | (11) Florida | L | 70-85 |
| N23 | vs Ohio State | L | 65-90 |
| N24 | (21) vs DePaul | L | 74-80 |
| N25 | vs Rhode Island | W | 86-71 |
| D9 | Minnesota | L | 71-76 |
| D4 | Furman | L | (OT)74-79 |
| D7 | South Florida | L | 54-69 |
| D9 | at Vanderbilt | L | 60-72 |
| D17 | Jacksonville | W | 75-61 |
| D19 | at Cleveland State | L | (2OT)85-87 |
| D21 | Binghamton | W | 79-57 |
| D30 | Morgan State | W | 74-64 |
| J4 | (3) Duke | L | 72-99 |
| J6 | UNC Asheville | W | 76-68 |

| | | | |
|-----|-----------------------|---|-----------|
| J9 | (6) at Wake Forest | L | 53-76 |
| J14 | (14) Maryland | L | 55-76 |
| J16 | (13) at Virginia | L | 71-89 |
| J20 | (6) North Carolina | L | 70-80 |
| J25 | NC State | L | (OT)81-84 |
| J27 | at Georgia Tech | L | 68-77 |
| J31 | at NC State | W | (OT)88-84 |
| F4 | (2) at Duke | L | 58-100 |
| F10 | Wake Forest | L | 65-71 |
| F14 | (17) at Maryland | W | 74-71 |
| F17 | (12) Virginia | L | 66-69 |
| F22 | (2) at North Carolina | L | 67-95 |
| F25 | at NC State | L | 46-71 |
| F28 | Georgia Tech | W | 69-59 |
| M3 | at Clemson | W | 75-63 |
| M8 | vs Clemson | L | 64-66 |

1-Great Alaska Shootout at Anchorage, Alaska; 2-ACC/Big Ten Challenge at Tallahassee, Fla.; 3-ACC Tournament at Atlanta, Ga.

2001-02

Record: 12-17 H: 10-6 A: 1-10 N: 1-1
ACC: 4-12/7th Place

| | | | |
|-----|---------------------|---|-----------|
| N16 | (6) at Florida | L | 47-68 |
| N20 | Savannah State | W | 93-41 |
| N23 | Elon | W | 89-59 |
| N28 | at Northwestern | L | 50-57 |
| D4 | Birmingham Southern | W | 78-62 |
| D8 | Western Carolina | L | 69-79 |
| D16 | (19) at Wake Forest | L | 72-93 |
| D19 | Cleveland State | W | 76-63 |
| D22 | American | L | 72-77 |
| D27 | Virginia Tech | W | 78-49 |
| D29 | Campbell | W | 93-47 |
| J2 | at South Florida | W | 78-74 |
| J6 | (1) Duke | W | 77-76 |
| J8 | at NC State | L | 62-77 |
| J16 | North Carolina | W | 81-71 |
| J20 | (10) at Virginia | L | 74-91 |
| J24 | Clemson | W | 68-63 |
| J26 | (3) Maryland | L | 63-84 |
| J30 | at Georgia Tech | L | 46-77 |
| F2 | (24) Wake Forest | L | 80-89 |
| F7 | (1) Duke | L | 49-80 |
| F10 | NC State | L | 67-76 |
| F17 | at North Carolina | L | 85-95 |
| F20 | (22) Virginia | W | 66-59 |
| F23 | at Clemson | L | 78-87 |
| F27 | (2) Maryland | L | 63-96 |
| M2 | Georgia Tech | L | 78-86 |
| M7 | vs Clemson | W | (OT)91-84 |
| M8 | (2) vs Maryland | L | 59-85 |

1-ACC/Big Ten Challenge at Evanston, Ill.; 2-ACC Tournament at Charlotte, N.C.

2002-03

Record: 14-15 H: 11-5 A: 1-8 N: 2-2
ACC: 4-12/9th Place

| | | | |
|-----|----------------------|---|-------|
| N24 | Savannah State | W | 79-46 |
| N27 | Mercer | W | 83-47 |
| D2 | Iowa | W | 80-67 |
| D6 | (8) Florida | L | 57-58 |
| D8 | Miami | W | 72-55 |
| D15 | Birmingham Southern | W | 58-47 |
| D18 | Stetson | W | 93-76 |
| D22 | (23) North Carolina | L | 48-69 |
| D28 | vs Boston University | L | 69-84 |
| D30 | vs Davidson College | W | 82-66 |
| J4 | at Virginia Tech | W | 76-69 |
| J6 | Texas A&M Corpus Ch. | W | 72-56 |
| J11 | (21) at Maryland | L | 62-89 |
| J14 | at Georgia Tech | L | 74-81 |
| J18 | NC State | L | 63-70 |
| J21 | Clemson | W | 60-59 |
| J26 | (17) at Wake Forest | L | 60-71 |
| J29 | at Virginia | L | 72-85 |
| F2 | (5) Duke | W | 75-70 |
| F8 | at North Carolina | L | 60-61 |
| F12 | (16) Maryland | L | 72-74 |
| F15 | at Georgia Tech | W | 71-64 |
| F18 | at NC State | L | 60-71 |
| F22 | at Clemson | L | 60-74 |
| F26 | (12) Wake Forest | L | 56-60 |
| M1 | Virginia | W | 73-59 |
| M14 | (9) Wake Forest | L | 61-69 |

1-ACC/Big Ten Challenge at Tallahassee, Fla.; 2-Fiesta Bowl Classic Honoring Bobbi Olsen at Tucson, Ariz.; 3-ACC Tournament at Charlotte, N.C.

2003-04

Record: 19-14 H: 15-3 A: 3-10 N: 1-1
ACC: 6-10/7th Place

Postseason: NIT Second Round

| | | | |
|-----|----------------------|---|-------|
| N21 | Maine | W | 69-49 |
| N24 | Georgetown College | W | 81-67 |
| N26 | Nicholls State | W | 99-54 |
| N28 | South Carolina State | W | 81-46 |
| D1 | Northwestern | W | 71-53 |
| D3 | Mississippi | W | 66-60 |
| D6 | Fairleigh Dickinson | W | 83-46 |
| D14 | at Miami | W | 67-58 |

| | | | |
|-----|------------------------|---|------------|
| D18 | Wagner | W | 83-62 |
| D20 | vs Chicago State | W | 47-42 |
| D22 | (16) at Pittsburgh | L | 56-63 |
| D28 | (24) Maryland | W | 79-75 |
| D30 | at Stetson | W | 87-72 |
| J3 | (14) at Florida | L | 73-87 |
| J11 | NC State | L | 53-58 |
| J13 | at Clemson | L | 48-53 |
| J18 | at Virginia | L | (OT)67-76 |
| J22 | (7) North Carolina | W | (OT)90-81 |
| J25 | (10) Wake Forest | W | 75-70 |
| J29 | (1) at Duke | L | 49-56 |
| F1 | Savannah State | W | 88-73 |
| F3 | (15) Georgia Tech | W | 81-65 |
| F8 | at Maryland | L | 62-73 |
| F10 | (21) at NC State | L | 69-75 |
| F14 | Clemson | W | 65-52 |
| F17 | Virginia | W | 76-57 |
| F21 | (16) at North Carolina | L | 71-78 |
| F25 | (11) at Wake Forest | L | (OT)87-90 |
| F29 | (5) Duke | L | 65-70 |
| M6 | (19) at Georgia Tech | L | 60-63 |
| M12 | (17) vs NC State | L | 71-78 |
| M17 | at Wichita State | W | (2OT)91-84 |
| M23 | Iowa State | L | 59-62 |

1-University of Pittsburgh Holiday Hoops Classic at Tallahassee, Fla.; 2-University of Pittsburgh Holiday Hoops Classic at Pittsburgh, Pa.; 3-ACC Tournament at Greensboro, N.C.; 4-National Invitation Tournament at Wichita, Kan.; 5-National Invitation Tournament at Tallahassee, Fla.

2004-05

Record: 12-19 H: 9-7 A: 3-8 N: 0-4
ACC: 4-12/10th Place

| | | | |
|-----|-----------------------|---|-----------|
| N19 | Texas Southern | W | 71-62 |
| N22 | Texas A&M Corpus Ch | L | 67-70 |
| N24 | Shawnee State | W | 88-85 |
| N27 | vs Kent State | L | 59-69 |
| N28 | vs Texas Christian | L | 70-71 |
| N30 | at Minnesota | W | 70-69 |
| D4 | at Mississippi | W | 69-64 |
| D12 | Florida International | L | 60-65 |
| D16 | South Alabama | W | 83-52 |
| D19 | (23) at Maryland | L | (OT)88-90 |
| D21 | Jacksonville | W | 101-57 |
| D23 | Stetson | W | 71-61 |
| D30 | vs Louisiana State | L | 50-67 |
| J2 | Florida | W | 82-69 |
| J8 | Virginia Tech | W | 77-70 |
| J12 | Clemson | L | 54-56 |
| J15 | at Miami | L | 63-64 |
| J18 | (3) Wake Forest | W | (OT)91-83 |
| J22 | (4) Duke | L | 56-88 |
| J26 | at NC State | W | 70-64 |
| F2 | (25) at Georgia Tech | L | 61-64 |
| F6 | (2) North Carolina | L | 60-81 |
| F9 | at Virginia | L | 55-56 |
| F12 | (6) at Wake Forest | L | 48-87 |
| F15 | at Massachusetts | L | 68-78 |
| F20 | Georgia Tech | L | 75-76 |
| F22 | Miami | L | 49-65 |
| F27 | at Clemson | L | 74-83 |
| M3 | (2) at North Carolina | L | 76-91 |
| M6 | Virginia | W | 68-63 |
| M10 | vs NC State | L | 54-70 |

1-Corpus Christi Caller Times Invitational at Tallahassee, Fla.; 2-Corpus Christi Caller Times Invitational at Corpus Christi, Texas; 3-ACC/Big Ten Challenge at Minneapolis, Minn.; 4-Sugar Bowl Classic in New Orleans, La.; 5-ACC Tournament at Washington, D.C.

2005-06

ALL-TIME FSU SCORES

FSU 100-POINT GAMES

Total 100-Point Games: 131
 Most 100-Point Games In A Season: 10 (1989)
 Most Consecutive 100-Point Games: 5 (Dec. 3-Dec. 12, 1970)
 Last 100-Point Game: Florida State 106, UNC Charlotte 62
 (Dec. 17, 2013)

| | | |
|--------------------|---------|--------------------------|
| 1954-55 (2) | | |
| Feb. 16, 1955 | 110-82 | at Rollins |
| Feb. 21, 1955 | 102-86 | Mississippi State |
| 1955-56 (2) | | |
| Dec. 5, 1955 | 101-67 | Rollins |
| Dec. 16, 1955 | 104-83 | Morningside |
| 1956-57 (2) | | |
| Jan. 3, 1957 | 108-96 | vs. Furman |
| Jan. 19, 1957 | 104-86 | Stetson |
| 1958-59 (1) | | |
| Dec. 9, 1958 | 100-70 | Spring Hill |
| 1959-60 (2) | | |
| Feb. 11, 1960 | 101-58 | Rollins |
| Feb. 13, 1960 | 105-98 | at Furman |
| 1960-61 (1) | | |
| Feb. 24, 1961 | 116-95 | at Tampa |
| 1961-62 (3) | | |
| Jan. 11, 1962 | 110-53 | Rollins |
| Feb. 26, 1962 | 123-92 | at Tampa |
| March 2, 1962 | 101-69 | Georgia |
| 1963-64 (1) | | |
| Feb. 22, 1964 | 101-77 | Jacksonville |
| 1965-66 (1) | | |
| Dec. 6, 1965 | 121-57 | Tampa |
| 1966-67 (2) | | |
| Jan. 30, 1967 | 109-72 | Tampa |
| Feb. 11, 1967 | 100-90 | Tulane |
| 1967-68 (9) | | |
| Dec. 9, 1967 | 104-89 | Samford |
| Dec. 16, 1967 | 130-100 | vs. Louisiana State |
| Dec. 20, 1967 | 114-91 | Richmond |
| Jan. 6, 1968 | 111-81 | Stetson |
| Jan. 12, 1968 | 122-93 | Miami (Fla.) |
| Jan. 26, 1968 | 109-71 | Hofstra |
| Feb. 3, 1968 | 110-100 | East Carolina |
| Feb. 10, 1968 | 104-82 | Florida Southern |
| Feb. 16, 1968 | 106-65 | at Jacksonville |
| 1968-69 (3) | | |
| Dec. 2, 1968 | 120-75 | Valdosta State |
| Dec. 6, 1968 | 111-84 | vs. Miami (Fla.) |
| Dec. 30, 1968 | 104-52 | New Hampshire |
| 1969-70 (7) | | |
| Dec. 4, 1969 | 100-84 | Oregon |
| Dec. 8, 1969 | 107-86 | at Rollins |
| Jan. 2, 1970 | 121-83 | at Pepperdine |
| Jan. 9, 1970 | 104-63 | Miami (Fla.) |
| Jan. 22, 1970 | 122-80 | Clemson |
| Feb. 14, 1970 | 112-77 | Tulane |
| Feb. 28, 1970 | 112-96 | at Miami (Fla.) |
| 1970-71 (9) | | |
| Dec. 3, 1970 | 106-70 | Biscayne College |
| Dec. 5, 1970 | 125-65 | South Dakota |
| Dec. 7, 1970 | 117-84 | vs. Southern Mississippi |
| Dec. 8, 1970 | 108-114 | at Jacksonville |
| Dec. 12, 1970 | 111-63 | Valdosta State |
| Jan. 2, 1971 | 101-82 | Pepperdine |
| Jan. 8, 1971 | 114-106 | Miami (Fla.) |
| Jan. 16, 1971 | 122-79 | Samford |
| Feb. 11, 1971 | 113-81 | Georgia Southern |
| 1971-72 (6) | | |
| Dec. 1, 1971 | 112-69 | Oglethorpe |
| Dec. 11, 1971 | 134-65 | Valdosta State |
| Jan. 8, 1972 | 106-63 | East Tennessee State |
| Jan. 19, 1972 | 105-72 | South Alabama |
| Jan. 31, 1972 | 109-83 | Pan American |
| Feb. 19, 1972 | 108-50 | Georgia Tech |

| | | |
|---------------------|---------|---------------------------------|
| 1972-73 (2) | | |
| Dec. 1, 1972 | 109-97 | Georgia Southern |
| March 3, 1973 | 112-94 | Mercer |
| 1973-74 (4) | | |
| Dec. 3, 1973 | 109-71 | Biscayne College |
| Dec. 21, 1973 | 107-87 | Western Kentucky |
| Feb. 9, 1974 | 118-84 | South Florida |
| Feb. 23, 1974 | 105-63 | South Alabama |
| 1974-75 (6) | | |
| Jan. 4, 1975 | 107-75 | Eastern Kentucky |
| Jan. 7, 1975 | 104-82 | Wisconsin-Milwaukee |
| Jan. 18, 1975 | 107-71 | Hofstra |
| Feb. 1, 1975 | 111-70 | Chattanooga |
| Feb. 9, 1975 | 101-71 | vs. Georgia Southern |
| Feb. 22, 1975 | 104-71 | Georgia Southern |
| 1975-76 (6) | | |
| Dec. 13, 1975 | 109-52 | Palm Beach Atlantic |
| Jan. 14, 1976 | 107-54 | Baptist College |
| Jan. 17, 1976 | 100-79 | Memphis State |
| Jan. 24, 1976 | 110-70 | SW Louisiana |
| Feb. 12, 1976 | 109-81 | Illinois State |
| Feb. 24, 1976 | 106-61 | Valdosta State |
| 1976-77 (4) | | |
| Nov. 30, 1976 | 109-90 | Missouri Western |
| Jan. 22, 1977 | 115-86 | South Alabama |
| Feb. 5, 1977 | 139-72 | Baptist College |
| Feb. 26, 1977 | 103-72 | South Florida |
| 1977-78 (3) | | |
| Dec. 1, 1977 | 110-82 | Troy State |
| Dec. 16, 1977 | 100-77 | vs. Texas A&M |
| Jan. 14, 1978 | 103-85 | Tulane |
| 1978-79 (3) | | |
| Nov. 27, 1978 | 116-71 | Eckerd |
| Dec. 18, 1978 | 106-75 | Florida Southern |
| March 1, 1979 | 101-92 | vs. Tulane |
| 1979-80 (3) | | |
| Nov. 30, 1979 | 101-63 | Florida A&M |
| Dec. 20, 1979 | 112-91 | Minnesota |
| Jan. 2, 1980 | 108-97 | Tulane |
| 1981-82 (1) | | |
| Jan. 25, 1982 | 101-74 | St. Leo |
| 1985-86 (2) | | |
| Dec. 14, 1985 | 122-83 | Florida Institute of Technology |
| Jan. 9, 1986 | 113-75 | California (Pa.) |
| 1986-87 (5) | | |
| Dec. 16, 1986 | 101-76 | at Western Carolina |
| Feb. 23, 1987 | 107-78 | Virginia Tech |
| Feb. 26, 1987 | 108-84 | Miami (Fla.) |
| Feb. 28, 1987 | 117-102 | Southern Mississippi |
| Mar. 12, 1987 | 107-92 | vs. Rhode Island |
| 1987-88 (4) | | |
| Dec. 2, 1987 | 121-75 | Florida International |
| Dec. 29, 1987 | 101-67 | Central Florida |
| Feb. 6, 1988 | 101-68 | Cincinnati |
| Feb. 24, 1988 | 108-90 | Alabama State |
| 1988-89 (10) | | |
| Nov. 25, 1988 | 133-79 | Central Florida |
| Nov. 27, 1988 | 100-75 | Florida International |
| Dec. 3, 1988 | 104-86 | Florida |
| Dec. 20, 1988 | 113-81 | South Florida |
| Jan. 4, 1989 | 113-67 | Rider |
| Jan. 7, 1989 | 104-79 | Southern Mississippi |
| Jan. 15, 1989 | 101-90 | Tennessee |
| Jan. 18, 1989 | 112-105 | at Arkansas (OT) |
| Jan. 28, 1989 | 100-97 | at Virginia Tech |
| Feb. 23, 1989 | 100-101 | at La Salle |
| 1989-90 (3) | | |
| Dec. 19, 1989 | 100-62 | Samford |
| Jan. 6, 1990 | 113-82 | Southern Mississippi |
| Jan. 8, 1990 | 104-99 | Jacksonville (2 OT) |
| 1990-91 (1) | | |
| Feb. 13, 1991 | 113-88 | Alabama State |
| 1991-92 (4) | | |
| Nov. 26, 1991 | 100-91 | Jacksonville |

| | | |
|--------------------|---------|---------------------------|
| Jan. 2, 1992 | 107-54 | UNC Asheville |
| Feb. 8, 1992 | 102-90 | Clemson |
| Feb. 27, 1992 | 110-96 | North Carolina |
| 1992-93 (5) | | |
| Nov. 20, 1992 | 109-86 | Iowa State |
| Dec. 28, 1992 | 109-80 | Maryland-Baltimore County |
| Jan. 13, 1993 | 105-85 | Maryland |
| Feb. 10, 1993 | 111-94 | Wake Forest |
| Feb. 20, 1993 | 102-92 | Clemson |
| 1993-94 (4) | | |
| Dec. 1, 1993 | 110-59 | Florida Atlantic |
| Dec. 22, 1993 | 108-81 | Mount Saint Mary's |
| Jan. 2, 1994 | 105-87 | Lafayette |
| Feb. 6, 1994 | 100-64 | Virginia |
| 1994-95 (3) | | |
| Dec. 3, 1994 | 101-63 | Florida Atlantic |
| Dec. 22, 1994 | 100-75 | S.E. Missouri State |
| Jan. 15, 1995 | 107-79 | NC State |
| 1995-96 (1) | | |
| Feb. 10, 1996 | 100-78 | Maryland |
| 1996-97 (2) | | |
| Dec. 14, 1996 | 108-84 | Jacksonville |
| Dec. 17, 1996 | 100-62 | Tennessee State |
| 1998-99 (1) | | |
| Feb. 11, 1999 | 108-111 | Georgia Tech (2 OT) |
| 2004-05 (1) | | |
| Dec. 21, 2004 | 101-57 | Jacksonville |
| 2005-06 (1) | | |
| Dec. 22, 2005 | 108-75 | Campbell |
| 2013-14 (1) | | |
| Dec. 17, 2013 | 106-62 | Charlotte |

OPPONENTS' 100-POINT GAMES

Total 100-Point Games: 42
 Most 100-Point Games In A Season: 3 (1970, 85, 86)
 Most Consecutive 100-Point Games: 2 (Feb. 13-Feb. 16, 1974)
 Last 100-Point Game: Providence 101, Florida State 95
 (Dec. 22, 2007)

| | | |
|--------------------|---------|-------------------------|
| 1954-55 (2) | | |
| Feb. 19, 1955 | 95-101 | at Loyola (New Orleans) |
| March 9, 1955 | 88-110 | vs. Beloit |
| 1957-58 (2) | | |
| Jan. 30, 1958 | 51-103 | at West Virginia |
| Feb. 1, 1958 | 68-107 | at Marshall |
| 1958-59 (1) | | |
| Jan. 31, 1959 | 75-103 | at Oklahoma City |
| 1959-60 (2) | | |
| Feb. 15, 1960 | 60-100 | at The Citadel |
| Feb. 27, 1960 | 89-107 | at Miami (Fla.) |
| 1963-64 (1) | | |
| Dec. 11, 1963 | 81-102 | at Rice |
| 1965-66 (2) | | |
| Dec. 16, 1965 | 80-115 | at North Carolina |
| Feb. 28, 1966 | 90-112 | at Miami (Fla.) |
| 1966-67 (2) | | |
| Feb. 25, 1967 | 84-102 | at Georgia Tech |
| March 1, 1967 | 90-110 | at Miami (Fla.) |
| 1967-68 (2) | | |
| Dec. 16, 1967 | 130-100 | vs. LSU |
| Feb. 3, 1968 | 110-100 | vs. East Carolina |
| 1968-69 (1) | | |
| Feb. 8, 1969 | 82-100 | at North Carolina |
| 1970-71 (3) | | |
| Dec. 8, 1970 | 108-114 | at Jacksonville |
| Jan. 8, 1971 | 114-106 | vs. Miami |
| Feb. 27, 1971 | 94-100 | at Miami (Fla.) |
| 1973-74 (2) | | |
| Feb. 13, 1974 | 89-113 | at Jacksonville |
| Feb. 16, 1974 | 85-104 | vs. North Carolina |
| 1976-77 (1) | | |
| Nov. 27, 1976 | 92-108 | vs. Clemson |
| 1983-84 (1) | | |
| Dec. 20, 1983 | 89-102 | at Pittsburgh |



FSU IN THE NATIONAL POLLS

ALL-TIME FSU SCORES

1985-86 (3)

| | | |
|--------------------|---------|-------------------|
| Dec. 16, 1985 | 89-100 | at Alabama |
| Dec. 31, 1985 | 64-109 | at North Carolina |
| Feb. 8, 1986 | 96-102 | at Southern Miss |
| Dec. 13, 1986 | 93-109 | at Oklahoma, |
| 1986-87 (3) | | |
| Feb. 28, 1987 | 117-102 | vs. So. Miss., |
| Mar. 16, 1987 | 92-109 | vs. Vanderbilt |
| 1987-88 (1) | | |
| Mar. 18, 1988 | 98-102 | vs. Iowa |
| 1988-89 (2) | | |

| | | |
|--------------------|---------|------------------------|
| Jan. 18, 1989 | 112-105 | at Arkansas (OT) |
| Feb. 23, 1989 | 100-102 | at La Salle |
| 1989-90 (1) | | |
| Jan. 18, 1990 | 97-101 | at Miami (Fla.) (2 OT) |
| 1990-91 (2) | | |
| Dec. 22, 1990 | 69-101 | at UNLV |
| Jan. 21, 1991 | 92-109 | Arkansas |
| 1992-93 (1) | | |
| Mar. 27, 1993 | 81-106 | vs. Kentucky |
| 1993-94 (1) | | |
| Jan. 22, 1994 | 79-106 | at Duke |
| 1994-95 (1) | | |

| | | |
|--------------------|---------|-------------------------|
| Jan. 25, 1995 | 70-100 | at North Carolina |
| 1997-98 (1) | | |
| Jan. 24, 1998 | 55-103 | North Carolina |
| 1998-99 (2) | | |
| Jan. 27, 1999 | 87-107 | at Maryland |
| Feb. 11, 1999 | 108-111 | vs. Georgia Tech (2 OT) |
| 1999-00 (1) | | |
| Feb. 16, 2000 | 68-101 | at Duke |
| 2000-01 (1) | | |
| Feb. 4, 2001 | 58-100 | at Duke |
| 2007-08 (1) | | |
| Dec. 22, 2007 | 95-101 | at Providence |

FLORIDA STATE IN THE ASSOCIATED PRESS POLL

| | | | | |
|---------------------------|--|--|-------------------|---------------------------|
| 1969-70 | | | Feb. 10.....23rd | 2003-04 |
| Jan. 27.....18th | | | Feb. 17.....16th | Dec. 29.....25th |
| Feb. 3.....12th | | | Feb. 24.....22nd | |
| Feb. 10.....9th | | | March 2.....19th | 2008-09 |
| Feb. 17.....8th | | | March 9.....18th | Feb. 9.....25th |
| Feb. 24.....10th | | | March 16.....20th | Feb. 23.....23rd |
| March 3.....11th | | | | March 2.....24th |
| March 10.....11th | | | | March 9.....22nd |
| | | | | March 16.....16th |
| 1970-71 | | | | 2009-10 |
| Dec. 15.....17th | | | | Nov. 30.....21st |
| | | | | Dec. 28.....22nd |
| 1971-72 | | | | Jan. 4.....18th |
| Dec. 7.....18th | | | | Jan. 11.....25th |
| Dec. 14.....9th | | | | |
| Dec. 21.....14th | | | | 2010-11 |
| Jan. 4.....20th | | | | Jan. 24.....22nd |
| Jan. 11.....12th | | | | |
| Jan. 18.....11th | | | | 2011-12 |
| Jan. 25.....10th | | | | Nov. 14.....25th |
| Feb. 1.....12th | | | | Nov. 21.....22nd |
| Feb. 8.....14th | | | | Jan. 23.....23rd |
| Feb. 15.....14th | | | | Jan. 30.....21st |
| Feb. 22.....11th | | | | Feb. 6.....15th |
| Feb. 29.....10th | | | | Feb. 13.....20th |
| March 7.....14th | | | | Feb. 20.....15th |
| March 14.....10th | | | | Feb. 27.....22nd |
| | | | | March 5.....17th |
| 1972-73 | | | | March 12.....10th (Final) |
| Preseason.....2nd | | | | 2012-13 |
| Dec. 5.....2nd | | | | Preseason.....24 |
| Dec. 12.....2nd | | | | |
| Dec. 19.....7th | | | | |
| Dec. 26.....12th | | | | |
| Jan. 2.....19th | | | | |
| Jan. 9.....18th | | | | |
| Jan. 16.....19th | | | | |
| | | | | |
| 1975-76 | | | | |
| March 2.....18th | | | | |
| | | | | |
| 1977-78 | | | | |
| Dec. 27.....18th | | | | |
| Jan. 24.....17th | | | | |
| Jan. 31.....15th | | | | |
| Feb. 7.....16th | | | | |
| Feb. 14.....14th | | | | |
| Feb. 21.....12th | | | | |
| Feb. 28.....11th | | | | |
| March 6.....13th | | | | |
| March 13.....15th | | | | |
| | | | | |
| 1988-89 | | | | |
| Preseason.....16th | | | | |
| Nov. 22.....17th | | | | |
| Nov. 29.....14th | | | | |
| Dec. 6.....13th | | | | |
| Dec. 13.....12th | | | | |
| Dec. 20.....11th | | | | |
| Dec. 27.....10th | | | | |
| Jan. 3.....15th | | | | |
| Jan. 10.....14th | | | | |
| Jan. 17.....14th | | | | |
| Jan. 24.....11th | | | | |
| Jan. 31.....8th | | | | |
| Feb. 7.....12th | | | | |
| Feb. 14.....7th | | | | |
| Feb. 21.....12th | | | | |
| Feb. 28.....16th | | | | |
| March 7.....14th | | | | |
| March 14.....16th | | | | |
| | | | | |
| 1991-92 | | | | |
| Jan. 27.....23rd | | | | |
| Feb. 3.....23rd | | | | |
| | | | | |
| 1993-94 | | | | |
| Nov. 22.....24th | | | | |
| Nov. 29.....24th | | | | |
| | | | | |
| 1997-98 | | | | |
| Nov. 24.....25th | | | | |
| Dec. 1.....18th | | | | |
| Dec. 8.....15th | | | | |
| Dec. 15.....17th | | | | |
| Dec. 22.....18th | | | | |
| Dec. 29.....15th | | | | |
| Jan. 5.....13th | | | | |
| Jan. 12.....16th | | | | |
| Jan. 19.....20th | | | | |
| Jan. 26.....23rd | | | | |
| | | | | |
| 2003-04 | | | | |
| Dec. 29.....25th | | | | |
| | | | | |
| 2008-09 | | | | |
| Feb. 9.....25th | | | | |
| Feb. 23.....23rd | | | | |
| March 2.....24th | | | | |
| March 9.....22nd | | | | |
| March 16.....16th | | | | |
| | | | | |
| 2009-10 | | | | |
| Nov. 30.....21st | | | | |
| Dec. 28.....22nd | | | | |
| Jan. 4.....18th | | | | |
| Jan. 11.....25th | | | | |
| | | | | |
| 2010-11 | | | | |
| Jan. 24.....22nd | | | | |
| | | | | |
| 2011-12 | | | | |
| Nov. 14.....25th | | | | |
| Nov. 21.....22nd | | | | |
| Jan. 23.....23rd | | | | |
| Jan. 30.....21st | | | | |
| Feb. 6.....15th | | | | |
| Feb. 13.....20th | | | | |
| Feb. 20.....15th | | | | |
| Feb. 27.....22nd | | | | |
| March 5.....17th | | | | |
| March 12.....10th (Final) | | | | |
| | | | | |
| 2012-13 | | | | |
| Preseason.....24 | | | | |

FLORIDA STATE IN THE ESPN/USA TODAY POLL

| | | |
|-------------------------------------------------|-------------------|---------------------------|
| 1991-92 (First Year of Coaches' Poll) | March 15.....11th | March 6.....16th |
| Feb. 3.....23rd | April 7.....7th | March 23 (Final).....22nd |
| Feb. 10.....21st | | |
| Feb. 17.....16th | | |
| Feb. 24.....21st | | |
| March 9.....13th | | |
| March 16.....17th | | |
| April 8.....14th | | |
| | | |
| 1992-93 | | |
| Nov. 30.....10th | | |
| Dec. 7.....8th | | |
| Dec. 14.....9th | | |
| Dec. 21.....18th | | |
| Dec. 28.....16th | | |
| Jan. 4.....23rd | | |
| Jan. 11.....21st | | |
| Jan. 18.....22nd | | |
| Jan. 25.....20th | | |
| Feb. 1.....15th | | |
| Feb. 8.....12th | | |
| Feb. 15.....9th | | |
| Feb. 22.....7th | | |
| March 1.....11th | | |
| March 8.....11th | | |
| | | |
| 1993-94 | | |
| Nov. 22.....24th | | |
| Nov. 29.....24th | | |
| | | |
| 1997-98 | | |
| Nov. 24.....25th | | |
| Dec. 1.....18th | | |
| Dec. 8.....15th | | |
| Dec. 15.....17th | | |
| Dec. 22.....18th | | |
| Dec. 29.....15th | | |
| Jan. 5.....13th | | |
| Jan. 12.....16th | | |
| Jan. 19.....20th | | |
| Jan. 26.....23rd | | |
| | | |
| 2003-04 | | |
| Dec. 29.....25th | | |
| | | |
| 2008-09 | | |
| Feb. 9.....25th | | |
| Feb. 23.....23rd | | |
| March 2.....24th | | |
| March 9.....22nd | | |
| | | |
| 2009-10 | | |
| Nov. 30.....21st | | |
| Dec. 28.....22nd | | |
| Jan. 4.....18th | | |
| Jan. 11.....25th | | |
| | | |
| 2010-11 | | |
| Jan. 24.....22nd | | |
| | | |
| 2011-12 | | |
| Nov. 14.....25th | | |
| Nov. 21.....22nd | | |
| Jan. 23.....23rd | | |
| Jan. 30.....21st | | |
| Feb. 6.....15th | | |
| Feb. 13.....20th | | |
| Feb. 20.....15th | | |
| Feb. 27.....22nd | | |
| March 5.....17th | | |
| March 12.....10th (Final) | | |
| | | |
| 2012-13 | | |
| Preseason.....25 | | |



Ham Wernke, one of the first all-time great players in school history, has been ranked among the Seminoles' all-time scoring leaders for more than 50 years. He is ranked 15th in career scoring in Seminole history with 1,404 points despite playing from 1951-55.



ALL-TIME GAMES VS OPPONENTS IN THE AP POLL

1957-58

| Date | Ranking | Opponent | Site | W/L | Score |
|---------------|---------|---------------|----------------|-----|--------|
| Jan. 13, 1958 | No. 18 | Memphis State | Memphis, TN | L | 56-59 |
| Jan. 30, 1958 | No. 1 | West Virginia | Morgantown, WV | L | 51-103 |

1958-59

| Date | Ranking | Opponent | Site | W/L | Score |
|---------------|---------|---------------|-------------------|-----|--------|
| Dec. 1, 1958 | No. 2 | Kentucky | Lexington, KY | L | 68-91 |
| Dec. 17, 1958 | No. 13 | Auburn | Auburn, AL | L | 74-95 |
| Dec. 29, 1958 | No. 8 | Auburn | Tallahassee, FL | L | 62-69 |
| Jan. 13, 1959 | No. 18 | Memphis State | Tallahassee, FL | L | 72-75 |
| Jan. 31, 1959 | No. 14 | Oklahoma City | Oklahoma City, OK | L | 75-103 |
| Feb. 16, 1959 | No. 18 | Oklahoma City | Tallahassee, FL | L | 84-98 |

1959-60

| Date | Ranking | Opponent | Site | W/L | Score |
|---------------|---------|----------|-----------------|-----|--------|
| Jan. 16, 1960 | No. 15 | Miami | Tallahassee, FL | L | 91-93 |
| Feb. 27, 1960 | No. 9 | Miami | Miami, FL | L | 89-107 |

1960-61

| Date | Ranking | Opponent | Site | W/L | Score |
|---------------|---------|----------|---------------|-----|-------|
| Dec. 3, 1960 | No. 20 | Kentucky | Lexington, KY | W | 63-58 |
| Dec. 10, 1960 | No. 11 | Auburn | Auburn, AL | L | 57-74 |

1961-62

| Date | Ranking | Opponent | Site | W/L | Score |
|--------------|---------|------------|--------------|-----|-------|
| Dec. 2, 1961 | No. 1 | Ohio State | Columbus, OH | L | 57-72 |

1966-67

| Date | Ranking | Opponent | Site | W/L | Score |
|---------------|---------|----------------|-----------------|-----|-------|
| Dec. 20, 1966 | No. 3 | North Carolina | Chapel Hill, NC | L | 54-81 |

1967-68

| Date | Ranking | Opponent | Site | W/L | Score |
|--------------|---------|----------------|-----------------|-----|-------|
| Feb. 1, 1968 | No. 3 | North Carolina | Chapel Hill, NC | L | 80-86 |

1968-69

| Date | Ranking | Opponent | Site | W/L | Score |
|---------------|---------|----------------|-----------------|-----|--------|
| Dec. 16, 1968 | No. 19 | Louisville | Louisville, KY | L | 78-79 |
| Dec. 27, 1968 | No. 16 | Ohio State | Tallahassee, FL | L | 86-93 |
| Jan. 28, 1969 | No. 19 | South Carolina | Tallahassee, FL | W | 87-76 |
| Feb. 8, 1969 | No. 2 | North Carolina | Chapel Hill, NC | L | 82-100 |
| Feb. 15, 1969 | No. 17 | Dayton | Tallahassee, FL | W | 79-71 |

1969-70

| Date | Ranking | Opponent | Site | W/L | Score |
|---------------|---------|----------------|------------------|-----|-------|
| Dec. 13, 1969 | No. 5 | North Carolina | Chapel Hill, NC | L | 75-86 |
| Dec. 22, 1969 | No. 14 | Louisville | Tallahassee, FL | W | 79-69 |
| Jan. 3, 1970 | No. 19 | Southern Cal | Los Angeles, CA | L | 68-71 |
| Jan. 27, 1970 | No. 6 | Jacksonville | Jacksonville, FL | W | 89-83 |
| Feb. 18, 1970 | No. 6 | Jacksonville | Tallahassee, FL | L | 81-85 |

1970-71

| Date | Ranking | Opponent | Site | W/L | Score |
|---------------|---------|----------------|------------------|-----|---------|
| Dec. 8, 1970 | No. 3 | Jacksonville | Jacksonville, FL | L | 108-114 |
| Dec. 18, 1970 | No. 8 | Southern Cal | El Paso, TX | L | 85-94 |
| Jan. 27, 1971 | No. 6 | Jacksonville | Tallahassee, FL | L | 65-83 |
| Feb. 15, 1971 | No. 6 | Jacksonville | Jacksonville, FL | L | 79-90 |
| Feb. 22, 1971 | No. 8 | North Carolina | Chapel Hill, NC | L | 61-70 |

1971-72

| Date | Ranking | Opponent | Site | W/L | Score |
|---------------|---------|----------------|-----------------|-----|-------|
| Dec. 7, 1971 | No. 6 | Jacksonville | Tallahassee, FL | W | 90-83 |
| Mar. 16, 1972 | No. 11 | Minnesota | Dayton, OH | W | 70-56 |
| Mar. 18, 1972 | No. 18 | Kentucky | Dayton, OH | W | 73-54 |
| Mar. 24, 1972 | No. 2 | North Carolina | Los Angeles, CA | W | 79-75 |
| Mar. 26, 1972 | No. 1 | UCLA | Los Angeles, CA | L | 76-81 |

1972-73

| Date | Ranking | Opponent | Site | W/L | Score |
|---------------|---------|----------------|-------------------|-----|-------|
| Dec. 28, 1972 | No. 13 | Brigham Young | Oklahoma City, OK | L | 77-80 |
| Jan. 20, 1973 | No. 15 | Jacksonville | Tallahassee, FL | L | 66-70 |
| Feb. 14, 1973 | No. 13 | Jacksonville | Jacksonville, FL | W | 83-74 |
| Feb. 17, 1973 | No. 6 | North Carolina | New York, NY | L | 79-91 |

1973-74

| Date | Ranking | Opponent | Site | W/L | Score |
|---------------|---------|----------------|-----------------|-----|--------|
| Dec. 15, 1973 | No. 9 | Louisville | Louisville, KY | L | 78-90 |
| Dec. 18, 1973 | No. 19 | Memphis State | Tallahassee, FL | W | 89-80 |
| Feb. 1, 1974 | No. 17 | New Mexico | Tallahassee, FL | W | 90-71 |
| Feb. 16, 1974 | No. 4 | North Carolina | Greensboro, NC | L | 85-104 |

1974-75

| Date | Ranking | Opponent | Site | W/L | Score |
|---------------|---------|---------------|-----------------|-----|-------|
| Dec. 9, 1974 | No. 16 | Memphis State | Memphis, TN | L | 69-70 |
| Dec. 14, 1974 | No. 4 | Louisville | Tallahassee, FL | L | 75-84 |
| Dec. 26, 1974 | No. 15 | Purdue | Louisville, KY | W | 69-66 |
| Dec. 27, 1974 | No. 4 | Louisville | Louisville, KY | L | 61-79 |

1975-76

| Date | Ranking | Opponent | Site | W/L | Score |
|---------------|---------|------------|--------------------|-----|-------|
| Dec. 8, 1975 | No. 1 | Indiana | Bloomington, IN | L | 59-83 |
| Dec. 20, 1975 | No. 8 | Alabama | St. Petersburg, FL | L | 72-76 |
| Dec. 26, 1975 | No. 13 | Washington | Portland, OR | L | 54-69 |

1976-77

| Date | Ranking | Opponent | Site | W/L | Score |
|---------------|---------|---------------|-------------------|-----|------------|
| Dec. 18, 1976 | No. 5 | San Francisco | San Francisco, CA | L | 87-93 |
| Jan. 3, 1977 | No. 14 | Louisville | Louisville, KY | L | (OT) 75-78 |
| Jan. 15, 1977 | No. 18 | Memphis State | Memphis, TN | L | 75-81 |
| Feb. 3, 1977 | No. 3 | Kentucky | Lexington, KY | L | 57-97 |

1977-78

| Date | Ranking | Opponent | Site | W/L | Score |
|---------------|---------|------------|-----------------|-----|-------|
| Dec. 27, 1977 | No. 11 | Cincinnati | Cincinnati, OH | L | 75-77 |
| Jan. 22, 1978 | No. 9 | Louisville | Louisville, KY | W | 70-66 |
| Feb. 17, 1978 | No. 9 | Louisville | Tallahassee, FL | W | 81-70 |
| Mar. 4, 1978 | No. 20 | Louisville | Cincinnati, OH | L | 93-94 |
| Mar. 11, 1978 | No. 1 | Kentucky | Lexington, KY | L | 76-85 |

1978-79

| Date | Ranking | Opponent | Site | W/L | Score |
|---------------|---------|------------|-----------------|-----|-------|
| Jan. 20, 1979 | No. 7 | Louisville | Tallahassee, FL | L | 65-67 |
| Feb. 1, 1979 | No. 6 | Louisville | Louisville, KY | L | 71-84 |

1979-80

| Date | Ranking | Opponent | Site | W/L | Score |
|---------------|---------|------------|-----------------|-----|-------|
| Jan. 27, 1980 | No. 7 | Louisville | Louisville, KY | L | 73-79 |
| Feb. 24, 1980 | No. 2 | Louisville | Tallahassee, FL | L | 75-83 |
| Mar. 1, 1980 | No. 4 | Louisville | Louisville, KY | L | 72-81 |
| Mar. 9, 1980 | No. 4 | Kentucky | Lexington, KY | L | 78-97 |

1981-82

| Date | Ranking | Opponent | Site | W/L | Score |
|--------------|---------|------------|----------------|-----|-------|
| Jan. 4, 1982 | No. 14 | Louisville | Louisville, KY | L | 57-79 |

1982-83

| Date | Ranking | Opponent | Site | W/L | Score |
|---------------|---------|---------------|-----------------|-----|-------|
| Dec. 30, 1982 | No. 19 | Tulsa | San Diego, CA | W | 96-80 |
| Jan. 8, 1983 | No. 13 | Louisville | Tallahassee, FL | L | 69-96 |
| Feb. 7, 1983 | No. 12 | Louisville | Louisville, KY | L | 63-89 |
| Feb. 26, 1983 | No. 14 | Memphis State | Tallahassee, FL | W | 74-72 |
| Mar. 3, 1983 | No. 17 | Memphis State | Memphis, TN | L | 67-94 |
| Mar. 11, 1983 | No. 17 | Memphis State | Cincinnati, OH | L | 74-84 |

1983-84

| Date | Ranking | Opponent | Site | W/L | Score |
|---------------|---------|---------------|-----------------|-----|-------|
| Jan. 25, 1984 | No. 14 | Louisville | Louisville, KY | L | 71-95 |
| Feb. 6, 1984 | No. 17 | Louisville | Tallahassee, FL | W | 75-60 |
| Feb. 11, 1984 | No. 9 | Memphis State | Tallahassee, FL | L | 69-73 |
| Feb. 15, 1984 | No. 8 | Memphis State | Memphis, TN | L | 67-75 |
| Mar. 9, 1984 | No. 17 | Memphis State | Memphis, TN | L | 63-65 |

1984-85

| Date | Ranking | Opponent | Site | W/L | Score |
|---------------|---------|----------------|-----------------|-----|-------|
| Jan. 5, 1985 | No. 9 | North Carolina | Miami, FL | L | 69-78 |
| Jan. 23, 1985 | No. 9 | Memphis State | Tallahassee, FL | L | 69-74 |
| Feb. 16, 1985 | No. 4 | Memphis State | Memphis, TN | L | 68-70 |
| Mar. 9, 1985 | No. 4 | Memphis State | Louisville, TN | L | 86-90 |



ALL-TIME GAMES VS OPPONENTS IN THE AP POLL

1985-86

| Date | Ranking | Opponent | Site | W/L | Score |
|---------------|---------|----------------|-----------------|-----|--------|
| Dec. 31, 1985 | No. 1 | North Carolina | Charlotte, NC | L | 64-109 |
| Jan. 15, 1986 | No. 18 | Louisville | Tallahassee, FL | L | 64-85 |
| Jan. 25, 1986 | No. 25 | Virginia Tech | Blacksburg, VA | L | 73-86 |
| Feb. 10, 1986 | No. 3 | Memphis State | Memphis, TN | L | 73-99 |
| Feb. 19, 1986 | No. 10 | Louisville | Louisville, KY | L | 67-89 |
| Feb. 22, 1986 | No. 4 | Memphis State | Tallahassee, FL | W | 82-80 |
| Feb. 24, 1986 | No. 24 | Virginia Tech | Tallahassee, FL | L | 84-92 |
| Mar. 8, 1986 | No. 10 | Memphis State | Louisville, KY | L | 71-73 |

1986-87

| Date | Ranking | Opponent | Site | W/L | Score |
|---------------|---------|----------|-----------------|-----|--------|
| Dec. 6, 1986 | No. 8 | Alabama | Tallahassee, FL | W | 72-71 |
| Dec. 13, 1986 | No. 9 | Oklahoma | Norman, OK | L | 92-109 |

1987-88

| Date | Ranking | Opponent | Site | W/L | Score |
|---------------|---------|------------|-----------------|-----|--------|
| Dec. 10, 1987 | No. 16 | Oklahoma | Tallahassee, FL | L | 87-89 |
| Dec. 12, 1987 | No. 12 | Florida | Gainesville, FL | L | 48-71 |
| Dec. 28, 1987 | No. 3 | Pittsburgh | Orlando, FL | L | 71-72 |
| Mar. 18, 1988 | No. 17 | Iowa | Los Angeles, CA | L | 98-102 |

1988-89

| Date | Ranking | Opponent | Site | W/L | Score |
|---------------|---------|------------|------------------|-----|------------|
| Dec. 3, 1988 | No. 19 | Florida | Tallahassee, FL | W | 104-86 |
| Dec. 29, 1988 | No. 17 | Villanova | Orlando, FL | L | 67-68 |
| Jan. 15, 1989 | No. 17 | Tennessee | Tallahassee, FL | W | 101-90 |
| Feb. 6, 1989 | No. 7 | Louisville | Louisville, KY | W | 81-78 |
| Feb. 16, 1989 | No. 10 | Louisville | Tallahassee, FL | L | (OT) 77-78 |
| Feb. 23, 1989 | No. 14 | La Salle | Philadelphia, PA | L | 100-101 |
| Mar. 12, 1989 | No. 16 | Louisville | Columbia, SC | L | 80-87 |

1989-90

| Date | Ranking | Opponent | Site | W/L | Score |
|---------------|---------|------------|-----------------|-----|-------|
| Dec. 1, 1989 | No. 24 | Florida | Tallahassee, FL | L | 69-82 |
| Dec. 27, 1989 | No. 19 | NC State | New York, NY | L | 72-90 |
| Jan. 14, 1990 | No. 11 | Louisville | Tallahassee, FL | L | 66-73 |
| Feb. 3, 1990 | No. 7 | Syracuse | Orlando, FL | L | 69-90 |
| Feb. 6, 1990 | No. 15 | Louisville | Louisville, KY | L | 50-69 |

1990-91

| Date | Ranking | Opponent | Site | W/L | Score |
|---------------|---------|----------------|-----------------|-----|------------|
| Dec. 22, 1990 | No. 1 | UNLV | Las Vegas, NV | L | 69-101 |
| Jan. 19, 1991 | No. 22 | South Carolina | Columbia, SC | W | (OT) 81-80 |
| Jan. 21, 1991 | No. 2 | Arkansas | Tallahassee, FL | L | 92-109 |
| Feb. 18, 1991 | No. 7 | Syracuse | Syracuse, NY | L | 79-88 |
| Mar. 16, 1991 | No. 3 | Indiana | Louisville, KY | L | 60-82 |

1991-92

| Date | Ranking | Opponent | Site | W/L | Score |
|---------------|---------|----------------|-------------------|-----|--------|
| Dec. 15, 1991 | No. 5 | North Carolina | Chapel Hill, NC | W | 86-74 |
| Jan. 6, 1992 | No. 1 | Duke | Durham, NC | L | 70-86 |
| Jan. 11, 1992 | No. 19 | Wake Forest | Winston-Salem, NC | W | 88-85 |
| Jan. 23, 1992 | No. 18 | Georgia Tech | Atlanta, GA | W | 83-79 |
| Jan. 30, 1992 | No. 1 | Duke | Tallahassee, FL | L | 62-75 |
| Feb. 27, 1992 | No. 10 | North Carolina | Tallahassee, FL | W | 110-96 |
| Mar. 14, 1992 | No. 20 | North Carolina | Charlotte, NC | L | 76-80 |
| Mar. 26, 1992 | No. 4 | Indiana | Albuquerque, NM | L | 74-85 |

1992-93

| Date | Ranking | Opponent | Site | W/L | Score |
|---------------|---------|----------------|---------------------|-----|------------|
| Nov. 20, 1992 | No. 19 | Iowa State | Tallahassee, FL | W | 109-86 |
| Nov. 25, 1992 | No. 4 | Indiana | New York, NY | L | (OT) 78-81 |
| Nov. 27, 1992 | No. 21 | UCLA | New York, NY | L | (OT) 83-86 |
| Dec. 2, 1992 | No. 19 | Massachusetts | Tallahassee, FL | W | 67-64 |
| Jan. 6, 1993 | No. 25 | Virginia | Charlottesville, VA | L | 76-80 |
| Jan. 24, 1993 | No. 6 | Duke | Tallahassee, FL | W | (OT) 89-88 |
| Jan. 27, 1993 | No. 3 | North Carolina | Chapel Hill, NC | L | 77-82 |
| Jan. 31, 1993 | No. 18 | Georgia Tech | Tallahassee, FL | W | 96-77 |
| Feb. 8, 1993 | No. 24 | Virginia | Tallahassee, FL | W | 99-84 |
| Feb. 10, 1993 | No. 9 | Wake Forest | Tallahassee, FL | W | 111-94 |
| Feb. 24, 1993 | No. 9 | Duke | Durham, NC | L | 75-98 |


| | | | | | |
|---------------|--------|----------------|-----------------|---|------------|
| Feb. 27, 1993 | No. 3 | North Carolina | Tallahassee, FL | L | 76-86 |
| Mar. 25, 1993 | No. 25 | W. Kentucky | Charlotte, NC | W | (OT) 81-78 |
| Mar. 27, 1993 | No. 2 | Kentucky | Charlotte, NC | L | 81-106 |

1993-94

| Date | Ranking | Opponent | Site | W/L | Score |
|---------------|---------|----------------|-----------------|-----|--------|
| Jan. 22, 1994 | No. 5 | Duke | Durham, NC | L | 79-106 |
| Jan. 26, 1994 | No. 4 | North Carolina | Tallahassee, FL | L | 77-90 |
| Jan. 29, 1994 | No. 21 | Georgia Tech | Atlanta, GA | W | 74-73 |
| Feb. 3, 1994 | No. 11 | Massachusetts | Amherst, MA | L | 58-62 |
| Feb. 21, 1994 | No. 16 | Florida | Gainesville, FL | L | 61-72 |
| Feb. 23, 1994 | No. 2 | Duke | Tallahassee, FL | L | 72-84 |
| Feb. 26, 1994 | No. 4 | North Carolina | Chapel Hill, NC | L | 75-78 |
| Mar. 11, 1994 | No. 11 | North Carolina | Charlotte, NC | L | 69-83 |

1994-95

| Date | Ranking | Opponent | Site | W/L | Score |
|---------------|---------|----------------|---------------------|-----|-------------|
| Dec. 6, 1994 | No. 8 | Arizona | Tucson, AZ | L | 78-96 |
| Dec. 17, 1994 | No. 8 | Florida | Orlando, FL | L | (2OT) 65-71 |
| Jan. 7, 1995 | No. 18 | Wake Forest | Winston-Salem, NC | L | 64-72 |
| Jan. 10, 1995 | No. 9 | Maryland | Tallahassee, FL | L | 57-70 |
| Jan. 25, 1995 | No. 3 | North Carolina | Chapel Hill, NC | L | 70-100 |
| Jan. 29, 1995 | No. 21 | Georgia Tech | Tallahassee, FL | L | 67-80 |
| Feb. 4, 1995 | No. 15 | Virginia | Charlottesville, VA | L | (OT) 63-76 |
| Feb. 8, 1995 | No. 11 | Wake Forest | Tallahassee, FL | W | 69-67 |
| Feb. 11, 1995 | No. 8 | Maryland | College Park, MD | L | 65-80 |
| Feb. 25, 1995 | No. 3 | North Carolina | Tallahassee, FL | L | 78-80 |
| Mar. 10, 1995 | No. 10 | Maryland | Charlotte, NC | L | 64-71 |



Gary Schull, who is one of only four players who averaged in double figures in rebounding for his entire career, was also a prolific scorer. He is ranked seventh in school history with 781 rebounds and a 10.1 rebounds per game average and is ranked 28th in school history with 1,142 points and a 15.0 points per game scoring average.



ALL-TIME GAMES VS OPPONENTS IN THE AP POLL

1995-96

| Date | Ranking | Opponent | Site | W/L | Score |
|---------------|---------|----------------|-------------------|-----|------------|
| Dec. 12, 1995 | No. 8 | Connecticut | Tallahassee, FL | L | 61-79 |
| Jan. 6, 1996 | No. 12 | Wake Forest | Tallahassee, FL | L | (OT) 73-75 |
| Jan. 17, 1996 | No. 19 | Clemson | Tallahassee, FL | W | 75-62 |
| Jan. 24, 1996 | No. 11 | North Carolina | Tallahassee, FL | L | 71-82 |
| Feb. 7, 1996 | No. 9 | Wake Forest | Winston-Salem, NC | L | 67-81 |
| Feb. 24, 1996 | No. 17 | North Carolina | Chapel Hill, NC | W | 84-80 |
| Feb. 28, 1996 | No. 18 | Georgia Tech | Tallahassee, FL | L | 68-83 |

1996-97

| Date | Ranking | Opponent | Site | W/L | Score |
|---------------|---------|----------------|-------------------|-----|------------|
| Dec. 5, 1996 | No. 10 | Duke | Durham, NC | L | (OT) 66-72 |
| Jan. 11, 1997 | No. 5 | Clemson | Tallahassee, FL | L | 70-76 |
| Jan. 22, 1997 | No. 19 | North Carolina | Tallahassee, FL | W | 84-71 |
| Jan. 25, 1997 | No. 4 | Wake Forest | Winston-Salem, NC | L | 58-61 |
| Jan. 29, 1997 | No. 5 | Maryland | Tallahassee, FL | W | 74-70 |
| Feb. 6, 1997 | No. 20 | North Carolina | Chapel Hill, NC | L | 62-90 |
| Feb. 13, 1997 | No. 10 | Maryland | College Park, MD | L | 57-73 |
| Feb. 15, 1997 | No. 6 | Duke | Tallahassee, FL | L | 79-89 |
| Feb. 23, 1997 | No. 8 | Clemson | Clemson, SC | W | 67-65 |
| Mar. 1, 1997 | No. 5 | Wake Forest | Tallahassee, FL | W | 59-55 |
| Mar. 7, 1997 | No. 8 | Wake Forest | Greensboro, NC | L | 65-66 |

1997-98

| Date | Ranking | Opponent | Site | W/L | Score |
|---------------|---------|-----------------|-------------------|-----|--------|
| Nov. 26, 1997 | No. 11 | Connecticut | New York, NY | W | 67-60 |
| Nov. 28, 1997 | No. 2 | Kansas | New York, NY | L | 58-73 |
| Dec. 20, 1997 | No. 1 | North Carolina | Tallahassee, FL | L | 73-81 |
| Dec. 23, 1997 | No. 5 | Arizona | Tallahassee, FL | W | 84-79 |
| Jan. 10, 1998 | No. 2 | Duke | Tallahassee, FL | L | 63-75 |
| Jan. 24, 1998 | No. 2 | North Carolina | Chapel Hill, NC | L | 55-103 |
| Feb. 7, 1998 | No. 23 | Maryland | Tallahassee, FL | L | 62-68 |
| Feb. 10, 1998 | No. 2 | Duke | Durham, NC | L | 72-86 |
| Mar. 13, 1998 | No. 15 | Texas Christian | Oklahoma City, OK | W | 96-87 |

1998-99

| Date | Ranking | Opponent | Site | W/L | Score |
|---------------|---------|----------------|------------------|-----|--------|
| Jan. 6, 1999 | No. 11 | North Carolina | Tallahassee, FL | L | 54-72 |
| Jan. 12, 1999 | No. 25 | Clemson | Tallahassee, FL | W | 70-64 |
| Jan. 16, 1999 | No. 2 | Duke | Durham, NC | L | 73-98 |
| Jan. 27, 1999 | No. 4 | Maryland | College Park, MD | L | 87-107 |
| Feb. 7, 1999 | No. 12 | North Carolina | Chapel Hill, NC | L | 64-98 |
| Feb. 17, 1999 | No. 1 | Duke | Tallahassee, FL | L | 59-85 |
| Feb. 27, 1999 | No. 5 | Maryland | Tallahassee, FL | L | 75-84 |
| Mar. 5, 1999 | No. 5 | Maryland | Charlotte, NC | L | 69-93 |

1999-00

| Date | Ranking | Opponent | Site | W/L | Score |
|---------------|---------|----------------|------------------|-----|--------|
| Nov. 19, 1999 | No. 7 | Florida | Gainesville, FL | L | 61-96 |
| Nov. 29, 1999 | No. 11 | Temple | Tallahassee, FL | L | 58-69 |
| Dec. 5, 1999 | No. 7 | Auburn | Auburn, AL | L | 54-55 |
| Jan. 16, 2000 | No. 6 | Duke | Tallahassee, FL | L | 54-85 |
| Jan. 22, 2000 | No. 21 | North Carolina | Chapel Hill, NC | W | 76-71 |
| Jan. 29, 2000 | No. 22 | Maryland | Tallahassee, FL | L | 63-82 |
| Feb. 16, 2000 | No. 3 | Duke | Durham, NC | L | 68-101 |
| Mar. 1, 2000 | No. 17 | Maryland | College Park, MD | L | 70-85 |
| Mar. 10, 2000 | No. 20 | Maryland | Charlotte, NC | L | 61-82 |

2000-01

| Date | Ranking | Opponent | Site | W/L | Score |
|---------------|---------|----------------|---------------------|-----|--------|
| Nov. 17, 2000 | No. 11 | Florida | Tallahassee, FL | L | 70-85 |
| Nov. 24, 2000 | No. 21 | DePaul | Anchorage, AK | L | 74-80 |
| Jan. 4, 2001 | No. 3 | Duke | Tallahassee, FL | L | 72-99 |
| Jan. 9, 2001 | No. 6 | Wake Forest | Winston-Salem, NC | L | 53-76 |
| Jan. 14, 2001 | No. 14 | Maryland | Tallahassee, FL | L | 55-76 |
| Jan. 16, 2001 | No. 13 | Virginia | Charlottesville, VA | L | 71-89 |
| Jan. 20, 2001 | No. 6 | North Carolina | Tallahassee, FL | L | 70-80 |
| Feb. 4, 2001 | No. 2 | Duke | Durham, NC | L | 58-100 |
| Feb. 10, 2001 | No. 19 | Wake Forest | Tallahassee, FL | L | 65-71 |
| Feb. 14, 2001 | No. 17 | Maryland | College Park, MD | W | 74-71 |
| Feb. 17, 2001 | No. 12 | Virginia | Tallahassee, FL | L | 66-69 |
| Feb. 22, 2001 | No. 2 | North Carolina | Chapel Hill, NC | L | 67-95 |

2001-02

| Date | Ranking | Opponent | Site | W/L | Score |
|---------------|---------|-------------|---------------------|-----|-------|
| Nov. 16, 2001 | No. 6 | Florida | Gainesville, FL | L | 47-68 |
| Dec. 16, 2001 | No. 19 | Wake Forest | Winston-Salem, NC | L | 72-93 |
| Jan. 6, 2002 | No. 1 | Duke | Tallahassee, FL | W | 77-76 |
| Jan. 20, 2002 | No. 10 | Virginia | Charlottesville, VA | L | 74-91 |
| Jan. 26, 2002 | No. 3 | Maryland | College Park, MD | L | 63-84 |
| Feb. 2, 2002 | No. 24 | Wake Forest | Tallahassee, FL | L | 80-89 |
| Feb. 7, 2002 | No. 1 | Duke | Durham, NC | L | 49-80 |
| Feb. 20, 2002 | No. 22 | Virginia | Tallahassee, FL | W | 66-59 |
| Feb. 27, 2002 | No. 2 | Maryland | Tallahassee, FL | L | 63-96 |
| Mar. 8, 2002 | No. 2 | Maryland | Charlotte, NC | L | 59-85 |

2002-03

| Date | Ranking | Opponent | Site | W/L | Score |
|---------------|---------|----------------|-------------------|-----|-------|
| Dec. 6, 2002 | No. 8 | Florida | Tallahassee, FL | L | 57-58 |
| Dec. 22, 2002 | No. 23 | North Carolina | Tallahassee, FL | L | 48-69 |
| Jan. 11, 2003 | No. 21 | Maryland | College Park, MD | L | 62-89 |
| Jan. 26, 2003 | No. 17 | Wake Forest | Winston-Salem, NC | L | 60-71 |
| Feb. 2, 2003 | No. 5 | Duke | Tallahassee, FL | W | 75-70 |
| Feb. 12, 2003 | No. 16 | Maryland | Tallahassee, FL | L | 72-74 |
| Feb. 26, 2003 | No. 12 | Wake Forest | Tallahassee, FL | L | 56-60 |
| Mar. 6, 2003 | No. 10 | Duke | Durham, NC | L | 56-72 |
| Mar. 14, 2003 | No. 9 | Wake Forest | Greensboro, NC | L | 61-69 |



Sam Cassell, who helped the Boston Celtics win the 2008 NBA Championship, started all 35 games in leading the Seminoles to the Elite Eight of the NCAA Tournament during the 1993 season.



ALL-TIME GAMES VS OPPONENTS IN THE AP POLL

2003-04

| Date | Ranking | Opponent | Site | W/L | Score |
|---------------|---------|----------------|-------------------|--------|-------|
| Dec. 22, 2003 | No. 16 | Pittsburgh | Pittsburgh, PA | L | 56-63 |
| Dec. 28, 2003 | No. 24 | Maryland | Tallahassee, FL | W | 79-75 |
| Jan. 3, 2004 | No. 12 | Florida | Gainesville, FL | L | 73-87 |
| Jan. 22, 2004 | No. 7 | North Carolina | Tallahassee, FL | W (OT) | 90-81 |
| Jan. 25, 2004 | No. 7 | Wake Forest | Tallahassee, FL | W | 75-70 |
| Jan. 29, 2004 | No. 1 | Duke | Durham, NC | L | 49-56 |
| Feb. 3, 2004 | No. 15 | Georgia Tech | Tallahassee, FL | W | 81-65 |
| Feb. 10, 2004 | No. 10 | NC State | Raleigh, NC | L | 59-75 |
| Feb. 21, 2004 | No. 16 | North Carolina | Chapel Hill, NC | L | 71-78 |
| Feb. 25, 2004 | No. 11 | Wake Forest | Winston-Salem, NC | L (OT) | 87-90 |
| Feb. 29, 2004 | No. 4 | Duke | Tallahassee, FL | L | 65-70 |
| Mar. 6, 2004 | No. 19 | Georgia Tech | Atlanta, GA | L | 60-63 |
| Mar. 12, 2004 | No. 17 | NC State | Greensboro, NC | L | 71-78 |

2004-05

| Date | Ranking | Opponent | Site | W/L | Score |
|---------------|---------|----------------|-------------------|--------|-------|
| Dec. 19, 2004 | No. 23 | Maryland | College Park, MD | L (OT) | 88-90 |
| Jan. 18, 2005 | No. 3 | Wake Forest | Tallahassee, FL | W (OT) | 91-83 |
| Jan. 22, 2005 | No. 4 | Duke | Tallahassee, FL | L | 56-88 |
| Feb. 2, 2005 | No. 25 | Georgia Tech | Atlanta, GA | L | 61-64 |
| Feb. 6, 2005 | No. 2 | North Carolina | Tallahassee, FL | L | 60-81 |
| Feb. 12, 2005 | No. 6 | Wake Forest | Winston-Salem, NC | L | 48-87 |
| Mar. 3, 2005 | No. 2 | North Carolina | Chapel Hill, NC | L | 76-91 |

2005-06

| Date | Ranking | Opponent | Site | W/L | Score |
|---------------|---------|----------------|-------------------|--------|-------|
| Nov. 25, 2005 | No. 14 | Florida | Gainesville, FL | L | 66-74 |
| Jan. 14, 2006 | No. 15 | Boston College | Chestnut Hill, MA | L | 87-90 |
| Jan. 22, 2006 | No. 24 | North Carolina | Tallahassee, FL | L | 80-81 |
| Feb. 4, 2006 | No. 2 | Duke | Durham, NC | L (OT) | 96-97 |
| Mar. 1, 2006 | No. 1 | Duke | Tallahassee, FL | W | 79-74 |

2006-07

| Date | Ranking | Opponent | Site | W/L | Score |
|---------------|---------|----------------|-----------------|-----|-------|
| Nov. 24, 2006 | No. 3 | Pittsburgh | Pittsburgh, PA | L | 66-88 |
| Nov. 28, 2006 | No. 12 | Wisconsin | Madison, WI | L | 66-81 |
| Dec. 3, 2006 | No. 4 | Florida | Tallahassee, FL | W | 70-66 |
| Jan. 3, 2007 | No. 23 | Clemson | Tallahassee, FL | L | 66-68 |
| Jan. 7, 2007 | No. 2 | North Carolina | Chapel Hill, NC | L | 58-84 |
| Jan. 17, 2007 | No. 23 | Virginia Tech | Tallahassee, FL | W | 82-73 |
| Feb. 4, 2007 | No. 8 | Duke | Durham, NC | W | 68-67 |
| Mar. 9, 2007 | No. 8 | North Carolina | Tampa, FL | L | 58-73 |

2007-08

| Date | Ranking | Opponent | Site | W/L | Score |
|---------------|---------|----------------|------------------|---------|-------|
| Nov. 23, 2007 | No. 25 | Florida | Gainesville, FL | W | 65-51 |
| Dec. 15, 2007 | No. 19 | Butler | Indianapolis, IN | L | 68-79 |
| Jan. 12, 2008 | No. 18 | Clemson | Clemson, SC | L (2OT) | 85-97 |
| Jan. 16, 2008 | No. 7 | Duke | Tallahassee, FL | L | 57-70 |
| Feb. 3, 2008 | No. 4 | North Carolina | Tallahassee, FL | L (OT) | 73-84 |
| Mar. 4, 2008 | No. 1 | North Carolina | Chapel Hill, NC | L | 77-90 |
| Mar. 14, 2008 | No. 1 | North Carolina | Charlotte, NC | L | 70-82 |

2008-09

| Date | Ranking | Opponent | Site | W/L | Score |
|----------------|---------|----------------|-------------------|-----|-------|
| Dec. 7, 2009 | No. 23 | Florida | Tallahassee, FL | W | 57-55 |
| Dec. 21, 2009 | No. 3 | Pittsburgh | Tallahassee, FL | L | 48-56 |
| Jan. 10, 2009 | No. 2 | Duke | Tallahassee, FL | L | 58-66 |
| Jan. 28, 2009 | No. 5 | North Carolina | Tallahassee, FL | L | 77-80 |
| Feb. 7, 2009 | No. 10 | Clemson | Clemson, SC | W | 65-61 |
| Feb. 14, 2009 | No. 7 | Wake Forest | Winston-Salem, NC | L | 63-86 |
| Feb. 28, 2009 | No. 17 | Clemson | Tallahassee, FL | W | 73-66 |
| March 3, 2009 | No. 7 | Duke | Durham, NC | L | 81-84 |
| March 14, 2009 | No. 1 | North Carolina | Greensboro, NC | W | 73-70 |
| March 15, 2009 | No. 7 | Duke | Greensboro, NC | L | 69-79 |

2009-10

| Date | Ranking | Opponent | Site | W/L | Score |
|----------------|---------|--------------|-----------------|--------|-------|
| Dec. 2, 2009 | No. 15 | Ohio State | Columbus OH | L | 64-77 |
| Dec. 20, 2009 | No. 11 | Georgia Tech | Atlanta, GA | W (OT) | 66-59 |
| Jan. 24, 2010 | No. 19 | Georgia Tech | Tallahassee, FL | W | 68-66 |
| March 19, 2010 | No. 22 | Gonzaga | Buffalo, NY | L | 60-67 |

2010-11

| Date | Ranking | Opponent | Site | W/L | Score |
|----------------|---------|----------------|-------------------|-----|-------|
| Nov. 28, 2010 | No. 10 | Florida | Tallahassee, Fla. | L | 51-55 |
| Nov. 30, 2010 | No. 2 | Ohio State | Tallahassee, Fla. | L | 44-58 |
| Dec. 25, 2010 | No. 15 | Baylor | Honolulu, Hi. | W | 68-61 |
| Jan. 12, 2011 | No. 1 | Duke | Tallahassee, Fla. | W | 66-61 |
| March 2, 2011 | No. 13 | North Carolina | Tallahassee, Fla. | L | 70-72 |
| March 18, 2011 | No. 24 | Texas A&M | Chicago, Ill | W | 57-50 |
| March 20, 2011 | No. 5 | Notre Dame | Chicago, Ill | W | 71-57 |

2011-12

| Date | Ranking | Opponent | Site | W/L | Score |
|----------------|---------|----------------|----------------------|--------|-------|
| Nov. 26, 2011 | No. 4 | Connecticut | Nassau, Bahamas | L (OT) | 76-78 |
| Dec. 22, 2011 | No. 11 | Florida | Gainesville, Fla. | L | 64-82 |
| Jan. 14, 2012 | No. 3 | North Carolina | Tallahassee, Fla. | W | 90-57 |
| Jan. 21, 2012 | No. 4 | Duke | Durham, N.C. | W | 76-73 |
| Feb. 4, 2012 | No. 16 | Virginia | Tallahassee, Fla. | W | 58-55 |
| Feb. 23, 2012 | No. 6 | Duke | Tallahassee, Fla. | L | 66-74 |
| March 1, 2012 | No. 24 | Virginia | Charlottesville, Va. | W | 63-60 |
| March 10, 2012 | No. 6 | Duke | Atlanta, Ga. | W | 62-59 |
| March 11, 2012 | No. 4 | North Carolina | Atlanta, Ga. | W | 85-82 |

2012-13

| Date | Ranking | Opponent | Site | W/L | Score |
|---------------|---------|--------------|--------------------|-----|-------|
| Nov. 21, 2012 | No. 21 | Minnesota | Tallahassee, Fla. | L | 68-77 |
| Dec. 5, 2012 | No. 6 | Florida | Tallahassee, Fla. | L | 47-72 |
| Jan. 27, 2013 | No. 25 | Miami (Fla.) | Coral Gables, Fla. | L | 47-71 |
| Feb. 2, 2013 | No. 5 | Duke | Tallahassee, Fla. | L | 60-79 |
| Feb. 13, 2013 | No. 3 | Miami (Fla.) | Tallahassee, Fla. | L | 68-74 |

2013-14

| Date | Ranking | Opponent | Site | W/L | Score |
|----------------|---------|----------|----------------------|-----|-------|
| Nov. 21, 2013 | No. 10 | VCU | Bayamon, Puerto Rico | W | 85-67 |
| Nov. 22, 2013 | No. 13 | Michigan | Bayamon, Puerto Rico | L | 80-82 |
| Nov. 29, 2013 | No. 13 | Florida | Gainesville, Fla. | L | 66-67 |
| Dec. 21, 2013 | No. 20 | UMass | Sunrise, Fla. | W | 60-55 |
| Jan. 25, 2014 | No. 18 | Duke | Durham, N.C. | L | 56-68 |
| March 9, 2014 | No. 7 | Syracuse | Tallahassee, Fla. | L | 58-74 |
| March 14, 2014 | No. 6 | Virginia | Greensboro, N.C. | L | 51-64 |



Bernard James helped lead the Seminoles to the first ACC Championship in school history and to a record six victories over nationally ranked teams during the 2011-12 season. He was drafted by the Cleveland Cavaliers.



COACHING HISTORY



DON LOUCKS

5-13
(1947-48)

Don Loucks, one of the most respected members of the Florida State athletic family, was the first coach of men's intercollegiate basketball at FSU. He guided the team to a 5-13 record during the 1947-48 season.

Loucks would go on to become a member of FSU's Hall of Fame after six decades with the University. The tennis courts at FSU are named in honor of Don Loucks.

| Year | | W | L | Pct. |
|---------|------------|---|----|------|
| 1947-48 | Don Loucks | 5 | 13 | .277 |



HUGH DURHAM

229-96
(1966-78)

Hugh Durham's tenure at Florida State included four 20-win seasons and saw the program play for the national championship in 1972. Durham led the Seminoles to a 229-96 record and his .705 winning percentage was among the nation's best. He took FSU to three NCAA Tournaments.

Durham also made an impact with the Florida State program as a player in the late 1950's. From 1956-59 he scored 1,381 points, an average of 18.9 per game. His name is still prominent in many FSU records lists.

| Year | | W | L | Pct. |
|---------|-------------|-----|----|------|
| 1966-67 | Hugh Durham | 11 | 15 | .423 |
| 1967-68 | Hugh Durham | 19 | 8 | .704 |
| 1968-69 | Hugh Durham | 18 | 8 | .692 |
| 1969-70 | Hugh Durham | 23 | 3 | .885 |
| 1970-71 | Hugh Durham | 17 | 9 | .654 |
| 1971-72 | Hugh Durham | 27 | 6 | .818 |
| 1972-73 | Hugh Durham | 18 | 8 | .692 |
| 1973-74 | Hugh Durham | 18 | 8 | .692 |
| 1974-75 | Hugh Durham | 18 | 8 | .692 |
| 1975-76 | Hugh Durham | 21 | 6 | .778 |
| 1976-77 | Hugh Durham | 16 | 11 | .593 |
| 1977-78 | Hugh Durham | 23 | 6 | .793 |
| Total | | 229 | 96 | .705 |



PAT KENNEDY

202-131
(1986-1997)

Pat Kennedy is credited with leading the Florida State program back to national prominence. Kennedy registered a Metro Conference regular season and tournament championship before the school joined the ACC in 1991-92.

Kennedy led the Seminoles to five NCAA Tournament berths and two NIT appearances in his 11 years. FSU advanced to the Elite Eight of the 1993 NCAA Tournament, marking the second-best season in FSU history.

Florida State went 202-131 under Kennedy, posting a .607 winning percentage in his 11 seasons. Kennedy set a then-record for road wins and total ACC wins by a first-year coach with six and 11 respectively, in 1991-92.

| Year | | W | L | Pct. |
|---------|-------------|-----|-----|------|
| 1986-87 | Pat Kennedy | 19 | 11 | .633 |
| 1987-88 | Pat Kennedy | 19 | 11 | .633 |
| 1988-89 | Pat Kennedy | 22 | 8 | .733 |
| 1989-90 | Pat Kennedy | 16 | 15 | .516 |
| 1990-91 | Pat Kennedy | 21 | 11 | .656 |
| 1991-92 | Pat Kennedy | 22 | 10 | .687 |
| 1992-93 | Pat Kennedy | 25 | 10 | .714 |
| 1993-94 | Pat Kennedy | 13 | 14 | .481 |
| 1994-95 | Pat Kennedy | 12 | 15 | .444 |
| 1995-96 | Pat Kennedy | 13 | 14 | .481 |
| 1996-97 | Pat Kennedy | 20 | 12 | .625 |
| Total | | 202 | 131 | .607 |



J.K. KENNEDY

236-208
(1948-66)

J.K. Kennedy was better known as "Bud" during his 18 years as head coach of the Florida State program. A warm and compassionate man, Kennedy led the Seminoles from a limited program to major college status. He compiled a record of 236-208 from 1948-49 to 1965-66. His finest single season came in 1954-55 when he coached the Tribe, led by future Hall of Famers Jimmy Oler and Ham Wernke, to a 22-4 record.

| Year | | W | L | Pct. |
|---------|---------------------|-----|-----|------|
| 1948-49 | J. K. "Bud" Kennedy | 12 | 12 | .500 |
| 1949-50 | J. K. "Bud" Kennedy | 14 | 10 | .583 |
| 1950-51 | J. K. "Bud" Kennedy | 18 | 9 | .667 |
| 1951-52 | J. K. "Bud" Kennedy | 5 | 20 | .200 |
| 1952-53 | J. K. "Bud" Kennedy | 11 | 11 | .500 |
| 1953-54 | J. K. "Bud" Kennedy | 13 | 7 | .650 |
| 1954-55 | J. K. "Bud" Kennedy | 22 | 4 | .846 |
| 1955-56 | J. K. "Bud" Kennedy | 16 | 9 | .640 |
| 1956-57 | J. K. "Bud" Kennedy | 9 | 17 | .346 |
| 1957-58 | J. K. "Bud" Kennedy | 9 | 16 | .360 |
| 1958-59 | J. K. "Bud" Kennedy | 8 | 15 | .347 |
| 1959-60 | J. K. "Bud" Kennedy | 10 | 15 | .400 |
| 1960-61 | J. K. "Bud" Kennedy | 14 | 10 | .583 |
| 1961-62 | J. K. "Bud" Kennedy | 15 | 8 | .651 |
| 1962-63 | J. K. "Bud" Kennedy | 15 | 10 | .600 |
| 1963-64 | J. K. "Bud" Kennedy | 14 | 14 | .500 |
| 1964-65 | J. K. "Bud" Kennedy | 16 | 10 | .615 |
| 1965-66 | J. K. "Bud" Kennedy | 15 | 11 | .577 |
| Total | | 236 | 208 | .532 |



JOE WILLIAMS

129-105
(1978-86)

Joe Williams took over as head coach of the Seminoles in 1978 after very successful stops at Jacksonville (1964-70) and Furman (1970-78). He led the FSU program for eight seasons and won 129 games while losing 105. He took Florida State to the NCAA Tournament in 1979-80 (1-1) and to the National Invitation Tournament in 1983-84 (1-1). The Seminoles had two 20-win seasons under his leadership.

| Year | | W | L | Pct. |
|---------|--------------|-----|-----|------|
| 1978-79 | Joe Williams | 19 | 10 | .655 |
| 1979-80 | Joe Williams | 22 | 9 | .710 |
| 1980-81 | Joe Williams | 17 | 11 | .607 |
| 1981-82 | Joe Williams | 11 | 17 | .392 |
| 1982-83 | Joe Williams | 14 | 14 | .500 |
| 1983-84 | Joe Williams | 20 | 11 | .645 |
| 1984-85 | Joe Williams | 14 | 16 | .467 |
| 1985-86 | Joe Williams | 12 | 17 | .414 |
| Total | | 129 | 105 | .551 |



STEVE ROBINSON

64-86
(1997-2002)

Steve Robinson was named the sixth head coach in Florida State basketball history on July 1, 1997 and he made an immediate impact on the Seminole program. Robinson's first season at FSU saw the Tribe return to national prominence. Florida State went 18-14, earned an at-large bid to the NCAA Tournament and advanced to the tourney's second round. The Seminoles also reappeared in the Associated Press Top 25 with a peak at No. 13, finished as Preseason National Invitation Tournament runners-up and defeated defending national champion Arizona.

| Year | | W | L | Pct. |
|---------|----------------|----|----|------|
| 1997-98 | Steve Robinson | 18 | 14 | .563 |
| 1998-99 | Steve Robinson | 13 | 17 | .433 |
| 1999-00 | Steve Robinson | 12 | 17 | .414 |
| 2000-01 | Steve Robinson | 9 | 21 | .300 |
| 2001-02 | Steve Robinson | 12 | 17 | .414 |
| Total | | 64 | 86 | .427 |



FLORIDA STATE®

COACHING HISTORY



LEONARD HAMILTON
291-157* (.582)
(2002-Present)

Leonard Hamilton's incredible list of accomplishments at Florida State University has solidified him as one of the top coaches of the last 40 years in college basketball. He has put together nine 20-win seasons in the last 13 years, taken nine of his 11 teams at Florida State to the postseason and cemented the Seminoles as the third winningest program in the ACC since the start of the 2005-06 season. He is poised to become the Seminoles' all-time winningest coach and enters the 2014-15 season ranked 10th in the illustrious history of the ACC in career victories. Hamilton has earned three National Coach of the Year awards, two Atlantic Coast Conference Coach of the Year award, two Big East Coach of the Year awards, led his teams to seven NCAA Tournament appearances and 17 postseason appearances, to the 2012 ACC Championship and to the 1978 National Championship (as an assistant coach at Kentucky). He is the only person to earn Coach of the Year honors in both the ACC and the Big East. Hamilton led the Seminoles to the first ACC basketball championship in school history in 2012 is among the leaders in the ACC and the nation in recruiting and coaching NBA talent, has made appearing in the NCAA an expected part of the Seminoles' schedule each season and made the program one of the toughest teams to prepare for on a nightly basis. In 2012, Hamilton led the Seminoles to their school record fourth consecutive NCAA Tournament appearance, to a school record tying 12-4 record in ACC play, to a third consecutive third place finish in the ACC standings, to two wins each over Duke and North Carolina (two of the top four winningest programs in college basketball history), to wins over an ACC-leading six nationally ranked teams and to victories over each of the four Tobacco Road teams in the ACC (Duke, North Carolina, NC State and Wake Forest) for the first time in school history.

| Year | W | L | Pct. |
|--------------|------------|------------|-------------|
| 2002-03 | 14 | 15 | .483 |
| 2003-04 | 19 | 14 | .576 |
| 2004-05 | 12 | 19 | .387 |
| 2005-06 | 20 | 10 | .667 |
| 2006-07 | 22 | 13 | .629 |
| 2007-08 | 19 | 15 | .559 |
| 2008-09 | 25 | 10 | .714 |
| 2009-10 | 22 | 10 | .688 |
| 2010-11 | 23 | 11 | .678 |
| 2011-12 | 25 | 10 | .714 |
| 2012-13 | 18 | 16 | .529 |
| 2013-14 | 22 | 14 | .611 |
| Total | 219 | 157 | .582 |

*totals do not include 22 games forfeited in 2008-09 by the NCAA

OVERALL FLORIDA STATE COACHING RECORD

| Years | W | L | Pct. |
|-------|------|-----|------|
| 65 | 1078 | 772 | .583 |

FSU ALL-TIME MEN'S BASKETBALL ASSISTANT COACHES

| | |
|----------------------|-----------------|
| Baxter, Jim | 1996-97 |
| Benjamin, Lee | 1953-57 |
| Bolton, Bill | 1970-74 |
| Branscum, Cleve | 1967-69 |
| Carlson, Tom | 1986-97 |
| Carter, Tim | 2006-07 |
| Cautero, Vince | 1988-92 |
| Clendinen, Bill | 1966-70 |
| Cotten, Russell | 1985-86 |
| Crawford, Coleman | 1997-02 |
| Dewar, John | 1963-64 |
| Dotson, Bob | 1978-80 |
| Durham, Hugh | 1959-66 |
| Enfield, Andy | 2006-11 |
| Gay, Larry | 1974-78 |
| Gates, Dennis | 2011-Pr. |
| Giles, Stephen | 2000-02 |
| Gilmore, Frank | 1978-82 |
| Hands, Lorenzo | 1994-95 |
| Hunt, Michael | 1986-88 |
| Jackson, Tony | 1982-84 |

| | |
|----------------------------|-----------------|
| Jaskulski, Mike | 2002-06 |
| Joler, Jim | 1956-59 |
| Jones, John | 1978-80 |
| Jones, Stan | 2002-Pr. |
| Juhlin, Tim | 1998-00 |
| Kelly, Lake | 1963-64 |
| Kennedy, Wally | 1986-87 |
| Lawson, Al | 1971-74 |
| Long, Mike | 1953-59 |
| Marsh, Donnie | 1995-97 |
| McHone, Morris | 1970-78 |
| Miles, Bobby | 1984-85 |
| Morgan, Rex | 1980-86 |
| Petriccione, Rich | 1986-89 |
| Platt, Jim | 1997-00 |
| Pons, Jackie | 1982-86 |
| Powers, Fred | 1960-63 |
| Powless, John | 1959-60 |
| Sheals, Tony | 2002-06 |
| Sodec, John | 1976-78 |
| Welsh, Tim | 1986-88 |
| Whitmer, Bob | 1952-53 |
| Wilkes, Rob | 2000-02 |
| Williams, Corey | 2007-13 |
| Williams, Steve | 1980-86 |
| Williamson, Kenny | 1989-94 |
| Wingate, Matt | 1997-98 |
| Charlton "CY" Young | 2013-Pr. |
| Zimroth, David | 1986-96 |



Leonard Hamilton
2002-Present



Don Loucks
1947-48



J.K. "Bud" Kennedy
1948-66



Hugh Durham
1966-78



Joe Williams
1978-86



Pat Kennedy
1986-97



Steve Robinson
1997-2002



BASKETBALL LETTERMAN CLUB

(Year indicates finish of season; i.e., 1996-97 is listed as 1997.)

A

| | |
|-----------------------------|------------------|
| Abraham, Ansley | 1974 |
| Adams, Arthur | 1949 |
| Alabi, Solomon | 2008, 09, 10 |
| Aldridge, Archie | 1974 |
| Allen, Brandon | 2014 |
| Allen, Herbert | 1976 |
| Allen, Jerel | 2006, 07 |
| Allen, Randy | 1984, 85, 86, 87 |
| Amick, John | 1972 |
| Anderson, Damous | 1999, 00 |
| Anderson, David | 2000, 01, 02 |
| Anderson, Kris | 1977, 78, 79, 81 |
| Archer, Bill | 1959 |
| Arnold, Granville | 1983, 84 |



Granville Arnold
1983, 84

| | |
|-------------------------|------------------|
| Arnold, Rodney | 1980, 81 |
| Arrington, Delvon | 1999, 00, 01, 02 |
| Artmeier, Richard | 1953, 54, 55, 56 |
| Ashworth, Rufus | 1960, 61, 62 |

B

| | |
|-----------------------|----------|
| Baker, Terrell | 1998, 99 |
| Barber, Pee Wee | 1986, 87 |



Terrell Baker
1998, 99

| | |
|--------------------------------|------------------|
| Barnes, Joey | 1988, 89, 90 |
| Barrow, Tim | 1968 |
| Bates, Don | 1959 |
| Benjamin, Lee | 1949, 50 |
| Benson, Rick | 1952, 53, 54, 55 |
| Biggs, Donald | 1966 |
| Bloodworth, John | 1966 |
| Bojanovsky, Boris | 2013, 14 |
| Bolton, Jordan | 2008 |
| Boltz, Daniel | 1958, 59 |
| Bookert, Devon | 2013, 14 |
| Boyd, Aubry | 1988, 89, 90, 91 |
| Bozeman, James | 1978, 79, 81 |
| Bracy, J. D. | 2002 |
| Brandon, Montay | 2013, 14 |
| Breeden, Casaan | 2006, 07 |
| Brennan, John | 1975 |
| Brodie, Mark | 1975 |
| Brower, Geoff | 1996, 97 |
| Brown, Murray | 1977, 78, 79, 80 |

| | |
|-----------------------|------------------|
| Brownyard, Dave | 1973, 74 |
| Bryant, Nick | 1994 |
| Bulser, Larry | 1964 |
| Burke, Dennis | 1973, 74 |
| Burst, Thomas | 1953, 54, 55 |
| Burt, John | 1969, 70, 71 |
| Bush, Ken | 1969 |
| Byrd, Carlton | 1974, 75, 76, 77 |

C

| | |
|------------------------|------------------|
| Cable, Randy | 1968, 69, 70 |
| Calkin, Jim | 1972 |
| Callier, Benson | 2003, 04 |
| Campbell, Rick | 1967 |
| Carroll, Derrick | 1993, 95 |
| Carter, Tony | 1985, 86, 87 |
| Cassell, Sam | 1992, 93 |
| Casteel, Robert | 1957, 58, 59, 60 |
| Chassee, Richard | 1974, 75 |
| Chatman, Ed | 1979 |
| Chaudron, Ralph | 1948 |
| Chlebek, Matt | 1998, 99, 00 |
| Choice, Raleigh | 1986, 87 |
| Clyde, Benny | 1973 |




Benny Clyde
1973

| | |
|--------------------------|------------------|
| Cole, Otis | 1972, 73, 74 |
| Collins, James | 1994, 95, 96, 97 |
| Collinsworth, Greg | 1979, 80, 81 |
| Coogle, Faurest | 1961, 62, 63 |
| Copeland, Chad | 1990 |
| Cotton, Bill | 1960, 61 |
| Cowens, Dave | 1968, 69, 70 |
| Cox, Jerry | 1978, 79, 80 |
| Crawford, Adrian | 1999, 00, 01 |
| Cummings, Monte | 2001, 02 |
| Cundy, Tom | 1952, 53, 54, 55 |
| Curry, Avery | 1995, 96 |

D

| | |
|------------------------|------------------|
| Dale, Wally | 1962, 63 |
| Danford, Richard | 1966, 67, 68 |
| Davis, Harry | 1975, 76, 77, 78 |
| Davis, Jack | 1960, 61, 62 |
| Davis, LaRae | 1986, 87 |
| Dawson, Tony | 1988, 89 |
| Deas, Devonaire | 1997, 98 |




Tony Dawson
1988, 89

| | |
|-----------------------|------------------|
| Deckle, Burt | 1958 |
| Dellehan, Tom | 1954 |
| DeMercy, Jordan | 2008, 09 |
| DePathy, Bob | 1968 |
| Dickson, Larry | 1948, 49, 50, 51 |
| Dillard, Mickey | 1977, 78, 80, 81 |
| Dillard, Steve | 1981 |
| Dixon, Antwan | 1999, 00, 01, 02 |
| Dixon, Nigel | 2000, 01, 02 |
| Dobard, Rodney | 1990, 91, 92, 93 |
| Donald, Ray | 1992 |
| Douglas, Toney | 2007, 08, 09 |
| Doyle, Kenneth | 1966, 67, 68 |
| Durham, Hugh | 1957, 58, 59 |
| Dulkys, Devidas | 2009, 10, 11, 12 |

E

| | |
|-------------------------|------------------|
| Echefu, Uche | 2006, 07, 08, 09 |
| Edminston, George | 1950 |
| Edney, Tim | 1960, 61, 62 |
| Edwards, Douglas | 1991, 92, 93 |
| Ek, Bob | 1962, 63, 64 |
| Elzy, Vernell | 1970, 71 |
| Engstrom, Ben | 2005 |



Vernell Elzy
1970, 71

F

| | |
|--------------------------|--------------|
| Fairchild, Charles | 1965, 66 |
| Farrar, Joe | 1984, 85 |
| Fedor, Dave | 1960, 61, 62 |



Dave Fedor
1960, 61, 62

| | |
|---------------------------|------------------|
| Fedor, Jon | 1988 |
| Fells, Oren | 2003 |
| Fischer, Louis | 1950, 51, 52 |
| Fitchett, Jerome | 1985, 86, 87, 88 |
| Freudenstein, Roger | 1960 |
| Fryer, Artie | 1972 |

G

| | |
|-------------------------|------------------|
| Galloway, Todd | 2003, 04, 05, 06 |
| Garcia, Thomas | 1956, 57, 58 |
| Garrett, Rowland | 1970, 71, 72 |
| Gay, Larry | 1971, 72, 73 |
| Gibson, Xavier | 2009, 10, 11, 12 |
| Gies, Jan | 1968, 69, 70 |
| Gilbert, Mark | 1975 |
| Gilchrist, Robert | 2013, 14 |
| Gilmore, Oren | 1981, 82 |



Rowland Garrett
1970, 71, 72

| | |
|--------------------------|------------------|
| Gipson, Alton Lee | 1984, 85 |
| Giswold, Bill | 1963 |
| Glenn, Bill | 1966, 67 |
| Glover, Roy | 1970 |
| Gonzalez, Pete | 1963, 64, 65 |
| Gordon, Duane | 1952, 53, 54 |
| Gordon, Emanuel | 2004 |
| Grabuloff, David | 1994 |
| Grady, Greg | 1973, 74, 75, 76 |
| Graham, Chuck | 1990, 91, 92, 94 |
| Greer, LaMarr | 1995, 96, 97, 98 |
| Gregory, Stu | 1956, 57, 58 |
| Griffin, Antonio | 2005 |
| Gruhl, Stephen | 1992 |
| Guckenberger, Buzz | 1955, 59 |

H

| | |
|------------------------|------------------|
| Hale, Ron | 1997, 98, 99, 00 |
| Hands, Lorenzo | 1989, 90, 91, 93 |
| Harris, Eugene | 1974, 75, 76, 77 |
| Harris, Ron | 1970, 71, 72 |
| Harrison, John | 1974, 75 |
| Hartman, Bob | 1951 |
| Harvey, Trevor | 2002, 03 |
| Haynes, Marvin | 1980 |
| Haywood, Marcell | 2001, 02, 03 |
| Hewitt, Ted | 1950 |
| Hilaman, Sheldon | 1948 |
| Hoff, Brian | 2006, 07, 08, 09 |
| Hogan, Jeff | 1967, 68, 69 |
| Hopkins, Joell | 2014 |
| Huge, Cal | 1963 |
| Hunter, Tat | 1986, 87, 88, 89 |



Jeff Hogan
1967, 68, 69

J

| | |
|--------------------------|------------------|
| Jackson, Randall | 1996, 97, 98 |
| Jackson, Tony | 1977, 78, 79, 80 |
| Jacoby, Leroy | 1956, 57, 58 |
| James, Bernard | 2011, 12 |
| Johnson, Alexander | 2004, 05, 06 |
| Johnson, Brad | 1988 |
| Johnson, Michael | 1982, 83, 84 |
| Johnson, Nate | 2003, 04 |
| Johnson, Otis | 1973 |
| Joiner, Michael | 2001, 02, 03, 04 |
| Jordan, Pierre | 2009, 10, 11 |



BASKETBALL LETTERMAN CLUB


(Year indicates finish of season; i.e., 1996-97 is listed as 1997.)



Nate Johnson
2003, 04

- K**
 Karasek, Tony 1986, 87
 Kendall, Dick 1949, 50
 Kerner, Jonathon 1993, 94
 Kimrey, Lannie 1969
 King, Ron 1971, 72, 73
 Kitchen, Derwin 2009, 10
 Klay, Dale 1968, 69, 70
 Kratzert, Bill 1948
 Krefit, Jon 2011, 12
 Krieg, Adam 2002
 Kuhl, Donnie 1977, 78, 79, 81
 Kundid, Michael 1976

- L**
 Lanigan, Robert 1947
 Leakey, Ken 1964, 65, 66
 Leitch, Colin 1966
 Liteky, Jim 1958, 59
 Long, Charlie 1961, 62, 63
 Loucks, Donald 1948
 Loucks, Luke 2009, 10, 11, 12



Luke Loucks
2009, 10, 11, 12

- Louis, Corey 1995, 96, 97, 98
 Lovell, Bobby 1963, 64, 65
 Lowery, Ryan 2001, 02
 Luchman, Kirk 1994, 95, 96, 97
 Lyttle, Jim 1966

- M**
 Mabry, Thomas 1985, 86
 Macklin, Kenneth 1969, 70
 Macomber, Dave 1969, 70, 71
 Mahoney, Darryl 1956
 Malmen, Ronald 1965, 66
 Mann, Hank 1975, 78, 79
 Marsee, Bud 1950, 51
 Martello, Vince 1983, 84
 Martin, Terry 1985
 Matchett, Scott 1981
 Mateer, Craig 1986, 87
 Mathews, Mike 2001, 02, 03, 04
 Mathis, Emanuel 1999, 00
 Maxwell, Hosea 1948
 Mayes, Tharon 1988, 89, 90
 McCloud, George 1986, 87, 88, 89
 McComber, Darryl 1969, 70

- McCrary, Benjamin 1948
 McCray, Lawrence 1972, 73, 74
 McLaughlin, Tom 1949, 50, 51, 52
 Menacof, Nick 1959
 Miles, Blake 1989, 90
 Miles, Bobby 1982, 83, 84
 Miller, Ian 2011, 12, 13, 14
 Miller, Ron 1990, 91, 92
 Mims, Ralph 2005, 06, 07, 08
 Mitchell, Derrick 1988, 89
 Moran, Nate 2001, 02, 03
 Moreau, Joey 2010, 11, 12, 13
 Morison, Bruce 1965, 66
 Morrison, Ian 1967
 Mott, Justin 1999, 00
 Mulligan, Kyle 1995, 96, 97, 98
 Murphy, Brian 1965, 66, 67
 Murray, Pete 2001
 Myers, Derrick 1991
 Myrick, Maurice 1982, 83, 84, 85



Derrick Myers
1991

- N**
 Nemergut, Ron 1971
 Nettles, Ronald 1948, 49, 50, 51

- O**
 O'Donnell, Ben 2008
 Ojo, Michael 2013, 14
 Oler, Jim 1953, 54, 55, 56
 Osteen, Billy 1948

- P**
 Parker, William 1948
 Parks, Bobby 1978, 79, 80, 81
 Patton, Wayne 1955, 56
 Pavy, James 1948
 Peacock, William 1961, 64, 65, 66
 Pence, Robert 1949, 50, 52, 53
 Penny, Romone 2004
 Perkins, Zach 1973, 74, 75, 76



Tim Pickett
2003, 04

- Peterson, Jeff 2012
 Petty, Otto 1971, 72, 73
 Phillips, William 1966
 Phillip, Raphael 1982, 83
 Pickett, Tim 2003, 04

- Pierre, Gibson 1999
 Polite, Michael 1988, 90, 91
 Portuondo, Rafael 2011, 12, 13

- Q**
 Quinn, Irv 1951, 52

- R**
 Reeves, Dale 1963
 Reid, Andre 1991, 92, 94, 95
 Reid, Ryan 2007, 08, 09
 Reynolds, Carl 1968, 69
 Rich, Jason 2005, 06, 07, 08



Jason Rich
2005, 06, 07, 08

- Richardson, Anthony 2002, 03, 04, 05
 Richardson, Jimtom 1953
 Richter, John 1959, 60
 Ricketts, Dale 1961, 62, 63
 Robinson, Maurice 1993, 94
 Rogers, Peter 1963, 64
 Rolle, Elvis 1980, 81
 Romero, Diego 2005, 06
 Ross, David 1967, 68
 Royals, Reggie 1971, 72, 73
 Rutledge, Andrew 2010, 11

- S**
 Salters, Jessie 1991
 Samuel, Greg 1971, 72
 Savage, Jim 1958, 59, 60
 Schull, Gary 1964, 65, 66
 Scott, Bud 1951
 Shabazz, Karim 1998
 Shaffer, David 1986
 Shaffer, Dean 1984, 85
 Shannon, Terrance 2010, 11, 12, 13
 Shepherd, Scott 1993, 94, 95, 96
 Shirley, Jerry 1963, 64, 65
 Simmons, James 1974, 75
 Simmons, Oliver 1998, 99, 00
 Singleton, Chris 2009, 10, 11
 Smalls, Wayne 1974, 75, 76, 77
 Smith, James 1976, 77, 78
Smith, Jarquez 2014
 Smith, Jerry 1960, 61
 Snaer, Michael 2010, 11, 12, 13



David Shaffer
1986

- Soto, Josue 2007
 Space, Antwan 2012
 Sparks, Gentry 1996
 Speights, David 1982, 83, 84, 85
 Stewart, Darrel 1966, 67, 68
 Stitt, Cyril 1973, 74, 75
 Strom, Larry 1957, 58
 Summers, Steve 1967
 Sura, Bob 1992, 93, 94, 95
 Swain, Ray 1960, 61, 62
 Swann, Isaiah 2005, 06, 07, 08

- T**
Thomas, Aaron 2013, 14
 Thomas, Irving 1989, 90



Irving Thomas
1989, 90

- Thompson, David 1976, 77, 78
 Thompson, Kerry 1997, 98
 Thompson, Ronald 1998, 99
 Thornton, Al 2004, 05, 06, 07
 Tinsley, Charlie 1959
 Tookes, Pernell 1979, 80, 81
 Towey, Jim 1974, 75, 76, 77
 Trammell, Jeffrey 1976
 Trobaugh, Dick 1950, 51
 Tucker, Rodney 2000
Turpin, Kiel 2013
 Twomey, Fred 1955, 56, 57

- V**
 Vetica, Dave 1977
 Vaughn, Julian 2008

- W**
 Wafer, Von 2004, 05
 Waits, Robert 1957
 Waleskowski, Adam 2002, 03, 04, 05
 Wallace, Jim 1964
 Ward, Bob 1956, 57
 Ward, Charlie 1991, 92, 93, 94



Charlie Ward
1991, 92, 93, 94

- Warren, Larry 1974, 75, 76
 Watson, Ronald 1982, 83, 84
 Weigle, Bill 1949, 50
 Wells, Byron 1989, 90, 92, 93
 Wernke, Ham 1952, 53, 54, 55
 Westhafer, Jerry 1952, 53, 54
 Westhafer, Joe 1958



LETTERMEN / AWARD WINNERS

(Year indicates finish of season; i.e., 1996-97 is listed as 1997.)

BASKETBALL LETTERMAN CLUB

W

Whisnant, Terry.....2012, 13
 White, David.....1988, 89, 90, 91
 White, Marquez.....2014
 White, Okaro.....2011, 12, 13, 14
 Whitehead, Bud.....1960
 Whitmer, Bob.....1951, 52



Skip Young
1969, 70, 71

Wiggins, Mitchell.....1982, 83
 Wightman, Will.....2003
 Wilkes, Scott.....1982, 83
 William, Tony.....1982, 83, 84
 Williams, Bob.....1956, 57
 Williams, Ernie.....1948
 Williams, Joseph.....1957, 58, 59
 Williams, Willie.....1969, 70
 Wilson, Andrew.....2001, 04, 05, 06
 Winter, Ross.....1963, 64
 Wold, Gary.....1953, 54, 55, 56
 Woodard, Wayne.....1975
 Wooden, Tim.....1995, 96
 Woodward, Fred.....1959, 60
 Wright, William.....1972
 Wursbach, Ed.....1955, 56
 Wyman, Jr., Orlando.....1948, 49, 50, 51

Y

Yawn, AJ.....2010, 11
 Young, Ed.....1980, 81
 Young, Skip.....1969, 70, 71

Z

Zitani, Matt.....2006, 07, 08



Mitchell Wiggins
1982, 83



Ed Young
1980, 81

FLORIDA STATE AWARD WINNERS

All-ACC Selections

1991-92 Sam Cassell (2nd Team)
 Douglas Edwards (2nd)
 1992-93 Sam Cassell (2nd Team)
 Douglas Edwards (2nd)
 Bob Sura (2nd Team)
 1993-94 Bob Sura (1st Team)
 1994-95 James Collins (3rd Team)
 Bob Sura (2nd Team)
 1995-96 James Collins (3rd Team)
 1996-97 James Collins (2nd Team)
 1998-99 Ron Hale (3rd Team)
 1999-00 Damous Anderson (3rd)
 Ron Hale (3rd Team)
 2001-02 Delvon Arrington (HM)
 Monte Cummings (HM)
 2002-03 Tim Pickett (2nd Team)
 2003-04 Tim Pickett (1st Team)
 2005-06 Al Thornton (2nd Team)
 Alexander Johnson (HM)
 Al Thornton (1st Team)
 2006-07 Toney Douglas (3rd Team)
 2008-09 Toney Douglas (1st Team)
 2009-10 Solomon Alabi (3rd Team)
 Chris Singleton (3rd Team)
 2010-11 Chris Singleton (3rd Team)
 2011-12 Michael Snaer (2nd Team)
 Bernard James (HM)
 2012-13 Michael Snaer (3rd Team)
 2013-14 Ian Miller (HM)*
Aaron Thomas (HM)**

ACC Defensive Player of the Year

2008-09 Toney Douglas
 2009-10 Chris Singleton
 2010-11 Chris Singleton (Coaches)

All-ACC Defensive Team

2003-04 Tim Pickett
 2007-08 Toney Douglas
 2008-09 Toney Douglas
 Solomon Alabi
 2009-10 Solomon Alabi
 Chris Singleton

2010-11 Chris Singleton
 2011-12 Michael Snaer
 Bernard James
 2012-13 Michael Snaer
 2013-14 Okaro White*

ACC All-Rookie Team

1994-95 Corey Louis
 2000-01 Michael Joiner
 2001-02 Anthony Richardson (HM)
 2003-04 Alexander Johnson
 2008-09 Solomon Alabi
 2009-10 Michael Snaer

ACC Tournament MVP

2011-12 Michael Snaer

All-ACC Tournament

1991-92 Charlie Ward (2nd Team)
 2008-09 Toney Douglas (1st Team)
 Solomon Alabi (2nd Team)
 2011-12 Michael Snaer (1st Team)
 Luke Loucks (1st Team)
 Bernard James (2nd Team)

ACC Player of the Week

1991-92 Sam Cassell
 1992-93 Sam Cassell
 Bob Sura
 1993-94 Bob Sura
 1994-95 Bob Sura
 1996-97 James Collins (2)
 1997-98 LaMarr Greer
 1999-00 Damous Anderson
 2001-02 Monte Cummings
 2002-03 Tim Pickett
 2003-04 Tim Pickett (2)
 2005-06 Al Thornton (2)
 2006-07 Al Thornton
 2007-08 Toney Douglas
 2008-09 Toney Douglas (2)
 2010-11 Chris Singleton (2)
 2011-12 Bernard James
 Deividias Dulkys

Michael Snaer
 2012-13 Michael Snaer
 2013-14 Aaron Thomas

ACC Rookie of the Week

1991-92 Bob Sura (Three Times)
 1992-93 Derrick Carroll
 Maurice Robinson
 1993-94 James Collins
 1994-95 Corey Louis
 2000-01 Michael Joiner (3)
 2001-02 Anthony Richardson
 2002-03 Todd Galloway
 2003-04 Von Wafer (2)
 2008-09 Solomon Alabi (2)
 Chris Singleton
 2009-10 Michael Snaer
2012-13 Aaron Thomas

ACC Coach of the Year

2008-09 Leonard Hamilton
 2011-12 Leonard Hamilton

Anthony J. McKelvin Award - ACC Athlete of the Year

1993 Charlie Ward
 1994 Charlie Ward

Metro Conference Player of the Year

1988-89 George McCloud

Metro Conference Newcomer of the Year

1983-84 Alton Lee Gipson

Metro Conference Coach of the Year

1977-78 Hugh Durham

All-Metro Conference Selections

1976-77 David Thompson (2nd)
 1977-78 Harry Davis (1st Team)

Mickey Dillard (2nd Team)
 1978-79 Murray Brown (1st Team)
 Tony Jackson (2nd Team)
 1979-80 Murray Brown (1st Team)
 Mickey Dillard (1st Team)
 1980-81 Mickey Dillard (2nd Team)
 Elvis Rolle (2nd Team)
 1981-82 Mitchell Wiggins (1st Team)
 1982-83 Mitchell Wiggins (1st Team)
 1983-84 Alton Lee Gipson (1st)
 1984-85 Randy Allen (2nd Team)
 Alton Lee Gipson (2nd)
 1985-86 Randy Allen (2nd Team)
 1986-87 Pee Wee Barber (1st Team)
 1987-88 George McCloud (1st Team)
 1988-89 George McCloud (1st Team)

All-Metro Conference Freshman Team

1981-82 David Speights
 1983-84 Randy Allen
 1987-88 Michael Polite
 All-Metro Conference

Metro Conference All-Tournament Team

1977-78 Eugene Harris
 1978-79 Murray Brown
 1979-80 Elvis Rolle
 1983-84 Alton Lee Gipson
 1984-85 Alton Lee Gipson
 Dean Shaffer
 1985-86 Pee Wee Barber
 1987-88 George McCloud
 1988-89 George McCloud

Metro Conference Tournament Outstanding Player

1984-85 Dean Shaffer

* Denotes ACC Coaches Selection

** Denotes ACSMA Selection

(Coaches All-ACC Team began in 2014)



FLORIDA STATE'S ALL-AMERICANS



DAVE COWENS

- ALL-AMERICA 1970
- 6-9, CENTER
- HOMETOWN: NEWPORT, KY.
- PLAYED: 1968-70

All-America Second-Team by Converse in 1970 ... considered to be the greatest player in school history ... averaged a career double-double of 18.9 points and 17.2 rebounds during his 78-game career as a member of the Florida State varsity team from 1968-70 ... led Florida State to its first-ever NCAA Tournament appearance during the 1968 season ... the Seminoles had a 19-8 record in 1968 ... owns most Seminole rebounding records including rebounds in a season (456 in 1968) and rebounds in a career (1,340) ... 31 rebounds against Louisiana State on Dec. 16, 1967 is the second-highest single-game total in school history ... 20 or more rebounds a school-record six times during his career ... is one of only two players in school history to have recorded more than 1,000 career rebounds ... eighth in school history with 582 career field goals made ... 10th in school history with 315 career free throws made ... was the fourth overall selection in the first round of the 1970 NBA Draft by Red Auerbach and the Boston Celtics ... averaged 17 points and 15 rebounds as a rookie and earned NBA Rookie of the Year honors ... in 1973, he was named the All-Star and league Most Valuable Player ... played in seven NBA all-star games during his career ... helped lead the Celtics to the NBA world championship in both 1974 and 1976 ... inducted into the NBA Hall of Fame in 1991 and soon after was named as one of the NBA's greatest 50 players ... as the head coach of the Charlotte Hornets in 1997 and 1998, he led them into the playoffs and won 60 percent of his games during those two seasons.



RON KING

- ALL-AMERICA 1972
- 6-4, FORWARD
- HOMETOWN: LOUISVILLE, KY.
- PLAYED: 1971-73

All-America Third-Team by The Sporting News in 1972 ... ranks 19th in school history in scoring with 1,252 points ... named Most Valuable Player of the Midwest Regional as he led Florida State to the 1972 National Championship game ... holds two of the school's top 12 single-season scoring marks ... 589 points in 1971 is the ninth highest single season total while 573 points in 1972 is the 13th highest ... scored 46 points against Georgia Southern on Feb. 11, 1971 ... made a single-game school-record 21 field goals in setting the school record for points in a single game ... is tied for fourth in school history with a 19.6 career points per game average ... is No. 5 on the Florida State career scoring average list with a 22.7 mark during the 1971 season ... led the Seminoles with a 22.7 points per game scoring average during the 1970-71 season ... led the team in scoring with a 17.9 points per game scoring average during the 1971-72 season ... also led the team from the free-throw line during his junior season with a 74.1 percent mark ... helped lead the Seminoles to the in-season tournament championships of the Civitan Classic, the Far West Classic and the Senior Bowl tournament during the 1971-72 season ... Florida State won a school-record 27 games in 1972 as they advanced to the NCAA Championship game and King earned All-America honors ... Florida State fell, 81-76, to John Wooden and UCLA at Pauley Pavilion in the 1972 NCAA Championship game ... was a fourth-round selection of the Golden State Warriors in 1973 and played for the Kentucky Colonels during the 1973-74 season.



AL THORNTON

- ALL-AMERICA 2007
- 6-8, FORWARD
- HOMETOWN: PERRY, GA.
- PLAYED: 2003-07

All-America Third-Team by the Associated Press ... an All-ACC First-Team selection and voted as the ACC Player of the Year runner-up ... enjoyed one of the top senior years in school and ACC history in 2006-07 ... first player in school history to earn mention on first, second or third team All-America teams by the Associated Press and first Seminole since the 1988-89 season to earn All-America honors of third-team or better ... unanimous selection to the All-ACC First-Team, only the third Seminole (Bob Sura in 1993-94, Tim Pickett in 2003-04) to be named to the All-ACC First-Team ... named to the All-ACC Tournament Second-Team and 2006 Colonial Classic All-Tournament team ... Most Valuable Player of the 2006 Colonial Classic ... finalist for the Wooden, Naismith and Rupp Awards as the nation's best collegiate player ... earned All-America honors from Sports Illustrated (Second-Team), Rivals.com (Second-Team) and CollegeHoops.net (Third-Team) ... set multiple career school records: ranked seventh with 1,521 points, third with a .438 career 3-point field goal percentage, sixth with 366 career free throws made, 12th with 546 career field goals made, 13th with 74 blocked shots, 17th with 641 rebounds, tied for 17th with 16 double/doubles, 20th with a .528 career field goal shooting percentage, 23rd with 103 career steals, 25th with 63 career 3-point field goals made and second with 124 games played ... only ACC player during the 2006-07 season to rank in the top 10 in scoring (first, 19.7 ppg), field goal percentage (fifth, .530), free throw percentage (seventh, .790), rebounding (eighth, 7.2 rpg), blocked shots (eighth, 1.1 bpg) and steals (10th, 1.5 spg).



TONEY DOUGLAS

- ALL-AMERICA 2009
- 6-2, GUARD
- HOMETOWN: JONESBORO, GA.
- PLAYED: 2007-09

All-America Third Team by the Associated Press and All-America Third Team by the Sporting News as he enjoyed one of the top seasons by any individual player at Florida State in the history of the program during the 2008-09 season ... All-America Third Team by CollegeHoops.net ... an All-ACC First Team selection, the ACC Defensive Player of the Year, the ACC Player of the Year runner-up, named to the All-ACC Tournament First Team and a two-time ACC Player of the Week as a senior as he led Florida State to the NCAA Tournament for the first time since 1998 and into the ACC Championship game for the first time in school history ... also an All-America First-Team selection by Rivals.com, named to the All-America Defensive Team by Fox Sports and an All-District First Team selection by the National Association of Basketball Coaches ... finalist for the Bob Cousy Award as the nation's top point guard ... the undisputed leader of Florida State's 2008-09 team ... Florida State finished his senior season with a 25-10 record (tied for the second most over wins in school history) and a 10-6 record in ACC play (the third most wins in ACC play in school history) ... under Douglas's leadership Florida State ranked No. 16 in the final Associated Press poll and No. 22 in the final ESPN/USA Today poll for the 2008-09 season ... marked the Seminoles' first appearance in the final AP and ESPN/USA Today polls since the end of the 1992-93 season ... with Douglas at the helm of Florida State's ship, the Seminoles were ranked as high as No. 16 in both polls during the regular season and were included in each of the final three polls of the regular season and in four polls during the season ... led the ACC in scoring with a career-high 21.5 points per game average and the top scorer in the league with a single-season school record 751 points in 2009 ... also led the ACC in conference games only scoring with a 23.1 points per game scoring average and 369 total points.

| | | | | | | | | |
|------|-------------|---------------------------------------------------------|------|------------------|--------------------------------------------------|------|-------------------|-------------------------------------|
| 1953 | Ham Wernke | Helms Foundation (NAIA) | 1971 | Ron King | Associated Press (HM) | 1997 | James Collins | Basketball Times (HM) |
| 1954 | Ham Wernke | Helms Foundation (NAIA) | 1972 | Ron King | Helms Foundation (First Team), | 2001 | Michael Joiner | College Hoops Insider (Freshman-HM) |
| 1955 | Ham Wernke | Helms Foundation (NAIA) | | | The Sporting News (Third Team) | 2004 | Alexander Johnson | Rivals.com (Freshman-HM) |
| | Jim Oler | Converse(HM) | | | Associated Press (HM) | | Tim Pickett | Associated Press (HM) |
| 1959 | Hugh Durham | Helms Foundation (HM), UPI (HM) | 1982 | Mitchell Wiggins | Associated Press (HM) | 2007 | Al Thornton | Associated Press (Third Team) |
| 1960 | Dave Fedor | Helms Foundation (HM) | 1983 | Mitchell Wiggins | Associated Press (HM) | 2009 | Toney Douglas | Associated Press (Third Team) |
| 1961 | Dave Fedor | Helms Foundation (HM), Associated Press (HM), UPI (HM) | 1984 | Alton Lee Gipson | Associated Press (Third Team), NABC (Third Team) | | Solomon Alabi | Hoopscoop.net |
| 1962 | Dave Fedor | UPI (HM) | 1989 | George McCloud | Associated Press (Third Team), NABC (Third Team) | | Chris Singleton | (Freshman-HM) |
| 1970 | Dave Cowens | Converse (Second Team), The Sporting News (Second Team) | 1994 | Bob Sura | Associated Press (HM), The Sporting News (HM) | | | |
| | | | 1995 | Bob Sura | Associated Press (HM) | | | |



ALL-TIME UNIFORM NUMBERS



Okaro White was the latest in a long line of Florida State greats to wear the number 10.

00

1985..... Jeff Davis
1995-96 Tim Wooden
2009-11..... Pierre Jordan

1

2001-04 Michael Joiner
2009-12 Xavier Gibson
2013-Pr..... **Devon Bookert**

2

1993..... Scoot Shepherd
2003..... Marcell Haywood
2004..... Emanuel Gordon
2004-05 Antonio Griffin
2008-10 Jordan DeMercy
2011..... AJ Yawn
2013..... Terrance Shannon
2014..... Marquez White

3

1948..... Orlando Wyman
1949..... Ted Hewitt
1966-67 Don Biggs
1968..... Ian Morrison
1969-70 Randy Cable
1971-72 Greg Samuel
1973-74 David Brownyard
1976..... Herbie Allen
1981..... Steve Dillard
1984-85 Joe Farrar
1985..... Craig Mateer
1992-95 Bob Sura
1998-99 Karim Shabazz
2001-02 J.D. Bracy
2003..... Emanuel Gordon
2004-08 Isaiah Swann
2009-12 Luke Loucks

4

1949..... Ronald Nettles
1964-66 Gary Schull
1967..... Jim Geller

1985-86 Thomas Mabry
1991-94 Chuck Graham
1999-02 Antwan Dixon
2003-06 Todd Galloway
2009-12 Deividas Dulkys

5

1949..... Orlando Wyman
1964-66 Bill Phillips
1967..... Steve Summers
1990-91 Malcolm Nicholas
1993..... Ray Donald
1994-96 Scott Shepherd
1999-01 Adrian Crawford
2002..... Adrian McPherson
2007..... Josue Soto
2008..... Ben O'Donnell
2011-12..... Bernard James
2013..... Montay Brandon
2014-Pr..... **Jarquez Smith**

6

1948..... Jim Pavy
1949..... Bob Pence

7

1949..... Lee Benjamin

9

1949..... Bill Falzone

10

1949..... Tom McLaughlin
1952-55 Ham Wenke
1966..... Jim Lytle
1967-69 Jeff Hogan
1970-72 Ron Harris
1973-74 Dennis Burke
1975..... Mark Gilbert
1976-78 David Thompson
1979-81 Rodney Arnold
1990-91 Chad Copeland
1992-93 Sam Cassell
1999-02 Delvon Arrington
2003-04 Nate Johnson
2004-08 Ralph Mims
2011-14..... Okaro White

11

1948..... Sheldon Hillaman
1949..... Calvin Collins
1951..... Irv Quinn
1953..... H.B. Marcum
1954, 56 Dick Artmeier
1960-62 Jack Davis
1963-65 Pete Gonzalez
1971-73 Otto Petty
1974-77 Carlton Byrd
1978-81 Bobby Parks
1982-84 Ronnie Watson
1988..... Derrick Mitchell
1989..... Lorenzo Hands
1989..... Derrick Mitchell
1990-93 Lorenzo Hands
1994..... Andre Cooper
1995-96 Avery Curry
2000-01 Rodney Tucker
2005-07 Jerel Allen
2013-Pr..... **Kiel Turpin**

12

1950..... Bill Weigle
1953..... Rick Benson
1954..... Tom Burst
1964-66 Jim Wallace
1967-68 Dave Ross
1969-70 Ken Macklin
1971..... Charlie Green
1972..... Jim Calkin
1973-75 Cyril Stitt

1977..... Mike Kundid
1978..... Jerry Cox
1980-81 Ed Young
1981..... Ed Young
1987-90 Joey Barnes
1991-94 Charlie Ward
1997-98 Kerry Thompson
1999-00 Matt Chlebek
2001-02 Ryan Lowery
2004-07 Al Thornton
2012..... Jeff Peterson

13

1949..... Jim Pavy
1951..... Bob Whitmer
1953..... Gary Wold
1955..... Bobby Waites
1957-58 Larry Storm
1961-63 Charlie Long
1968-70 Dave Cowens
1973-76 Greg Gray

14

1949..... George Folliard
1953..... George Kallish
1955..... Darryll Mahoney
1964-66 Bill Peacock
1967..... Lenny Hall
1968..... Tom Porter
1969-71 Skip Young
1974..... Ken Austin
1976-79 Hank Mann
1982-83 Booney Crawford
1985-87 LaRae Davis
1988-89 Brad Johnson
1996-98 Randall Jackson
2013-14 Robert Gilchrist

15

1949..... Art Adams
1950..... George Edmiston
1955..... Rick Benson
1962-64 Dale Reeves
1968-69 Dale Kay
1971..... Mike Rhaney
1972..... John Amick
1973..... Artie Fryer
1974..... Ansley Abraham
1975..... Mark Brodie
1976..... Alvin Holder
1982..... Cedrick Andrews
1988-90 Blake Miles
1994..... Nick Bryant
1995-98 Kyle Mulligan
1999-00 Damous Anderson
2001..... Pete Murray
2002-03 Trevor Harvey
2006-07 Casaan Breeden
2010-12 Terrance Shannon
2013-Pr..... **Boris Bojanovsky**

16

1949..... Bob McKay

17

1949..... Dick Kendall

20

1968..... Bob DePathy
1970-71 Roy Glover
1975..... Bob Chassee
1977..... Dave Vetica
1979-82 James Bozeman
1986-87 Pee Wee Barber
1988-91 Aubry Boyd
1995-98 LaMarr Greer
1999-00 Chris Hull
2001-06 Andrew Wilson
2011-13 Rafael Portuondo



ALL-TIME UNIFORM NUMBERS

| | |
|--------------|-----------------|
| 21 | |
| 1955..... | Bob Williams |
| 1958..... | Jim Liteky |
| 1960-61..... | Bill Cotton |
| 1962-64..... | Bobby Ek |
| 1965-67..... | Dick Danford |
| 1968-70..... | Carl Reynolds |
| 1972-73..... | Larry Gay |
| 1975..... | Ansley Abraham |
| 1976..... | Mark Kabboord |
| 1981-84..... | Scott Wilkes |
| 1986-89..... | George McCloud |
| 1991..... | Jesse Salters |
| 1993-95..... | Derrick Carroll |
| 1997-00..... | Ron Hale |
| 2001-02..... | Nate Moran |
| 2003-04..... | Benson Callier |
| 2004-06..... | Jason Rich |
| 2008..... | Julian Vaughn |
| 2008-09..... | Brian Hoff |
| 2010-13..... | Michael Snaer |

| | |
|--------------|-----------------|
| 22 | |
| 1953..... | Jim Oler |
| 1955..... | Dick Artmeier |
| 1968..... | Darrel Stewart |
| 1969-71..... | John Burt |
| 1972-74..... | Otis Cole |
| 1975..... | Bruce Boyd |
| 1977-81..... | Mickey Dillard |
| 1982-83..... | Michell Wiggins |
| 1986..... | David Shaffer |
| 1987-89..... | Tharon Mayes |
| 1991..... | Derrick Myers |
| 1997-98..... | Devonaire Deas |
| 2002-04..... | Tim Pickett |
| 2005..... | Von Wafer |
| 2009-11..... | Derwin Kitchen |

| | |
|--------------|-------------------|
| 23 | |
| 1956..... | Jim Oler |
| 1960-62..... | Rufus Ashworth |
| 1963-64..... | Pete Rogers |
| 1965-66..... | Ron Malmen |
| 1968..... | Tim Barrow |
| 1970-72..... | Rowland Garrett |
| 1973-76..... | Zach Perkins |
| 1977-80..... | Tony Jackson |
| 1982-84..... | Tony William |
| 1985-88..... | Jerome Fitchett |
| 1989-92..... | Ron Miller |
| 1994-97..... | Kirk Luchman |
| 1999-00..... | Emanuel Mathis |
| 2003..... | Orenn Fells |
| 2004-06..... | Alexander Johnson |
| 2008-10..... | Solomon Alabi |
| 2014-Pr..... | Montay Brandon |

| | |
|--------------|-------------------|
| 24 | |
| 1976-78..... | Jim Smith |
| 1979-81..... | Greg Collinsworth |
| 1982-85..... | Maurice Myrick |
| 1986..... | Craig Mateer |
| 1988-89..... | Tony Dawson |
| 1996-97..... | Gentry Sparks |
| 1998-99..... | Terrell Baker |
| 2003..... | Will Wightman |
| 2004..... | Romone Penny |
| 2005..... | Ben Engstrom |
| 2008..... | Jordan Bolton |
| 2010-11..... | Andrew Rutledge |
| 2012..... | Antwan Space |

| | |
|--------------|--------------|
| 25 | |
| 1951..... | Bob Hartman |
| 1953..... | Tom Dellahan |
| 1955..... | Wayne Patton |
| 1957-59..... | Hugh Durham |
| 1960-62..... | Tim Edney |
| 1963-64..... | Ross Winter |
| 1965-67..... | Brian Murphy |
| 1970..... | Jim Gosnik |

| | |
|--------------|------------------|
| 1971-73..... | Reggie Royals |
| 1975..... | Jim Smith |
| 1983-85..... | Granville Arnold |
| 2004-06..... | Diego Romero |
| 2007-08..... | Jason Rich |
| 2013-Pr..... | Aaron Thomas |

| | |
|--------------|-----------------|
| 30 | |
| 1965-66..... | John Bloodworth |
| 1967..... | Ian Morrison |
| 1968..... | Lary Moore |
| 1970-71..... | Dave Macomber |
| 1972..... | Artie Fryer |
| 1974-75..... | John Harrison |
| 1979-80..... | Ed Chatman |
| 1983-84..... | Vince Martello |
| 1985..... | Terry Martin |
| 1988-90..... | Irv Thomas |
| 1994-96..... | Jay Nasworthy |
| 1998-99..... | Gibson Pierre |
| 2001-02..... | Monte Cummings |
| 2003..... | Nate Moran |
| 2004..... | Orenn Fells |
| 2010-11..... | A.J. Yawn |
| 2011-14..... | Ian Miller |

| | |
|--------------|-----------------|
| 31 | |
| 1961-63..... | Dale Ricketts |
| 1974-75..... | James Simmons |
| 1985-87..... | Tony Carter |
| 1988-91..... | David White |
| 1992..... | Ray Donald |
| 1994..... | Stephen Gruhl |
| 1997-99..... | Ronald Thompson |
| 2005-08..... | Brian Hoff |
| 2009-11..... | Chris Singleton |
| 2012-13..... | Terry Whisnant |

| | |
|--------------|-------------------|
| 32 | |
| 1955-56..... | Bob Ward |
| 1965-66..... | Charles Fairchild |
| 1967..... | Russ Forkey |
| 1968..... | Dick Danford |
| 1969-70..... | Willie Williams |
| 1971..... | Larry Gay |
| 1972..... | Bill Wright |
| 1973..... | Benny Clyde |
| 1974-78..... | Eugene Harris |
| 1981..... | Scott Matchett |
| 1981-84..... | Michael Johnson |
| 1990-93..... | Doug Edwards |
| 1994-97..... | Kirk Luchman |
| 1999-00..... | Emanuel Mathis |
| 2003..... | Orenn Fells |
| 2004-06..... | Alexander Johnson |
| 2008-10..... | Solomon Alabi |
| 2014-Pr..... | Montay Brandon |

| | |
|--------------|------------------|
| 33 | |
| 1950..... | Ted Hewitt |
| 1951..... | Bud Marsee |
| 1953..... | Dick Artmeier |
| 1955..... | Ed Wursbach |
| 1960-62..... | Ray Swain |
| 1963-64..... | Cal Huge |
| 1968-69..... | Jan Gies |
| 1971-73..... | Ron King |
| 1975-76..... | Mike Kundid |
| 1977-81..... | Donnie Kuhl |
| 1981-84..... | Bobby Miles |
| 1989-92..... | Byron Wells |
| 1996..... | Kelvin McClendon |
| 2001-04..... | Mike Mathews |
| 2007-08..... | Matt Zitani |
| 2010-13..... | Joey Moreau |

| | |
|--------------|-------------------|
| 34 | |
| 1950-51..... | Tom McLaughlin |
| 1953..... | Jimtom Richardson |
| 1955..... | Tom Garcia |

| | |
|--------------|----------------|
| 1966-67..... | Darrel Stewart |
| 1968..... | Randy Cable |
| 1974-77..... | Wayne Smalls |
| 1978-80..... | Murray Brown |
| 1986-89..... | Tat Hunter |
| 1990-93..... | Rodney Dobard |
| 1997..... | Tommy Polley |
| 2000-02..... | Nigel Dixon |

| | |
|--------------|----------------|
| 35 | |
| 1950..... | Dick Kendall |
| 1951..... | Bud Scott |
| 1953..... | Tom Burst |
| 1955..... | Don Alford |
| 1960-61..... | Jerry Smith |
| 1963-65..... | Bobby Lovell |
| 1970..... | Jan Gies |
| 1975-76..... | Wayne Woodward |
| 1979-80..... | Jerry Cox |
| 1981-82..... | Oren Gilmore |
| 2013-14..... | Joell Hopkins |

| | |
|--------------|---------------|
| 40 | |
| 1974-76..... | Larry Warren |
| 1984-87..... | Randy Allen |
| 2014-Pr..... | Brandon Allen |

| | |
|--------------|--------------|
| 41 | |
| 1961..... | Clyde Eads |
| 1962-64..... | Wally Dale |
| 1965-67..... | Bill Glenn |
| 1995-98..... | Geoff Brower |
| 2006-09..... | Uche Echefu |



Tat Hunter was one of the top rebounders in FSU history during his four-year Seminole career.

| | |
|--------------|----------------|
| 42 | |
| 1977-78..... | Harry Davis |
| 1979-81..... | Elvis Rolle |
| 1983..... | Reggie Meadows |
| 1985-87..... | Raleigh Choice |
| 1999-00..... | Justin Mott |
| 2007-10..... | Ryan Reid |

| | |
|--------------|----------------|
| 43 | |
| 1955..... | Fred Twomey |
| 1960-62..... | Dave Fedor |
| 1963-65..... | Jerry Shirley |
| 1977-81..... | Kris Anderson |
| 1985..... | David Schaffer |
| 1987-88..... | Jon Fedor |
| 1992-93..... | Stephen Gruhl |

| | |
|--------------|-----------------|
| 44 | |
| 1950-51..... | Ronald Nettles |
| 1953..... | Duane Gordon |
| 1955..... | Gary Wold |
| 1968..... | Don Biggs |
| 1970-71..... | Vernell Elitz |
| 1972-74..... | Lawrence McCray |
| 1976..... | Harry Davis |
| 1982..... | Jeff Coleman |
| 1984-85..... | Dean Shaffer |
| 1991-95..... | Andre Reid |
| 2002..... | Adam Krieg |

| | |
|--------------|------------------|
| 45 | |
| 1950-51..... | Larry Dickson |
| 1953..... | Jerry Westhafer |
| 1961-63..... | Faurest Coogle |
| 1964-66..... | Ken Leakey |
| 1967..... | Rick Campbell |
| 1988-91..... | Michael Polite |
| 1993-94..... | Maurice Robinson |

| | |
|--------------|-----------------|
| 50 | |
| 1965-68..... | Ken Doyle |
| 1968-69..... | Dave Macomber |
| 1974..... | Archie Aldridge |
| 1975..... | Harry Davis |
| 1982-85..... | David Speights |
| 1994..... | David Grabuloff |
| 2000-02..... | David Anderson |
| 2005-06..... | Matt Zitani |
| 2011-12..... | Jon Kraft |
| 2013-Pr..... | Michael Ojo |

| | |
|--------------|------------------|
| 51 | |
| 1963..... | Bob Rose |
| 1997-00..... | Oliver Simmons |
| 2002-05..... | Adam Waleskowski |

| | |
|--------------|-------------|
| 52 | |
| 1995-98..... | Corey Louis |

| | |
|--------------|-------------|
| 53 | |
| 1963-64..... | Bob Gemming |

| | |
|--------------|--------------------|
| 54 | |
| 1973..... | Otis Johnson |
| 1974..... | Bob Chassee |
| 1977..... | Murray Brown |
| 1979-81..... | Pernell Tookes |
| 1984-85..... | Alton Lee Gipson |
| 1985..... | Tony Karasek |
| 1987-88..... | David McPhee |
| 1993-94..... | Johnathan Kerner |
| 2002-05..... | Anthony Richardson |

| | |
|--------------|----------------|
| 55 | |
| 1950..... | Orlando Wyman |
| 1963-64..... | Bill Giswold |
| 1982-83..... | Raphael Philip |
| 1986-87..... | Tony Karasek |



SEMINOLES IN THE PROS

ALL-TIME DRAFT SELECTIONS

- 1962** Dave Fedor
(3rd [25], Philadelphia)
- 1966** Gary Schull
(7th [66], Cincinnati)
- 1970** Dave Cowens
(1st [4], Boston)
(3rd, Utah) ABA
Willie Williams
(3rd [38], Boston)
Ken Macklin
(15th, New York) ABA
- 1971** Skip Young
(7th [111], Boston)
(14th, New York) ABA
Vernell Elzy
(8th [132], Phoenix)
- 1972** Rowland Garrett
(5th [77], Chicago)
(7th, Memphis) ABA
- 1973** Ron King
(4th [62], Golden State)
(2nd [19], Kentucky) ABA
Reggie Royals
(5th [69], Philadelphia)
(5th [43], New York) ABA
- 1974** Benny Claude
(5th [89], Boston)
Lawrence McCray
(6th [100], New Orleans)
- 1978** Harry Davis
(2nd [33], Cleveland)
David Thompson
(5th [90], Buffalo)
- 1980** Murray Brown
(4th [77], Cleveland)
Tony Jackson
(4th [87], Los Angeles)
- 1981** Elvis Rolle
(2nd [42], Los Angeles)
Mickey Dillard
(3rd [55], Cleveland)
Kris Anderson
(4th [90], Milwaukee)
- 1983** Mitchell Wiggins
(1st [23], Indiana)
- 1984** Vince Martello
(7th [150], Atlanta)
Tony William
(7th [159], Milwaukee)
- 1985** Dean Shaffer
(5th [104], Washington)
Alton Lee Gipson
(7th [145], Sacramento)
- 1986** David Shaffer
(4th [83], Portland)
- 1987** Pee Wee Barber
(4th [86], Portland)

- 1988** Randy Allen
(Free Agent, Sacramento)
- 1989** George McCloud
(1st [7], Indiana)
- 1990** Tony Dawson
(Free Agent, Sacramento)
Irv Thomas
(Free Agent, Los Angeles)
- 1991** Tharon Mayes
(Free Agent, Philadelphia)
- 1993** Doug Edwards
(1st [15], Atlanta)
Sam Cassell
(1st [24], Houston)
- 1994** Charlie Ward
(1st [26], New York)
- 1995** Bob Sura
(1st [17], Cleveland)
- 1997** James Collins
(2nd [37], Philadelphia)
- 1998** Randell Jackson
(Free Agent, Washington)
- 2004** Tim Pickett
(2nd [44], New Orleans)
- 2005** Von Wafer
(2nd [39], Los Angeles Lakers)
- 2006** Alexander Johnson
(2nd [43], Indianapolis)
- 2007** Al Thornton
(1st, [14], Los Angeles Clippers)
- 2009** Toney Douglas
(1st, [29], Los Angeles Lakers)
- 2010** Solomon Alabi
(2nd [50], Dallas Mavericks)
Ryan Reid (2nd [57], Indiana Pacers)
- 2011** Chris Singleton
(1st, [17]
Washington
Wizards)
- 2012** Bernard
James
(2nd, [33]
Cleveland
Cavaliers)

SEMINOLES AS PRO COACHES

Dave Cowens

NBA Co-Rookie of the Year, 1970
NBA Most Valuable Player, 1972
NBA Basketball Hall of Fame
NBA All-Time Team

| Year | Team | Record | Postseason |
|----------------------------|--------------|----------------|--------------------------------|
| 1978-79 | Boston | 27-41 | None |
| 1996-97 | Charlotte | 54-28 | East Conference First Round |
| 1997-98 | Charlotte | 51-31 | East Conference Semifinals |
| 1998-99 | Charlotte | 4-11 | None |
| 2000-01 | Golden State | 17-65 | None |
| Boston Totals | | 27-41 | .397 |
| Charlotte Totals | | 109-70 | .609 |
| Golden State Totals | | 17-65 | .207 |
| NBA Totals | | 153-176 | .465 |

Bernard James



Toney Douglas



Solomon Alabi



Tim Pickett

Chris Singleton

Sam Cassell





0
PHIL
COFER
FORWARD



1
DEVON
BOOKERT
GUARD



4
DAYSHAWN
WATKINS
GUARD



5
JARQUEZ
SMITH
FORWARD



11
KIEL
TURPIN
CENTER



15
BORIS
BOJANOVSKY
CENTER



22
XAVIER
RATHAN-MAYES
GUARD



24
ROBBIE
BERWICK
GUARD



25
AARON
THOMAS
GUARD



31
MICHAEL
SAXTON
GUARD



32
MONTAY
BRANDON
GUARD



40
BRANDON
ALLEN
FORWARD



50
MICHAEL
OJO
CENTER



SEMINOLES



2014-15 SCHEDULE

| | | | | | | | |
|---------|--------------------------------|------------|-----------|-------------|--------------------------------------|------------|------------|
| Nov. 3 | Embry-Riddle University (Exh.) | | 7:00 p.m. | Jan. 2 | at Mississippi State | ESPNU | 8:00 p.m. |
| Nov. 10 | Belmont Abbey College (Exh.) | | 7:00 p.m. | Jan. 6 | * Virginia Tech | RSN | 7:00 p.m. |
| | Hall of Fame Classic | | | Jan. 11 | * at Syracuse | ESPNU | 8:00 p.m. |
| Nov. 15 | Manhattan | ESPN3 | 1:00 p.m. | Jan. 14 | * at Pittsburgh | RSN | 9:00 p.m. |
| Nov. 18 | Northeastern | ESPN3 | 7:00 p.m. | Jan. 17 | * NC State | ACC | 1:30 p.m. |
| Nov. 22 | Providence (Uncasville, Ct.) | ESPN3 | 2:30 p.m. | Jan. 19 | * at Clemson | ESPNU | 9:00 p.m. |
| Nov. 23 | UMass (Uncasville, Ct.) | ESPNU | 12 Noon | Jan. 24 | * at North Carolina | ESPN/ESPN2 | 2:00 p.m. |
| Nov. 25 | The Citadel | ESPN3 | 7:00 p.m. | Jan. 28 | * Wake Forest | RSN | 7:00 p.m. |
| Nov. 28 | Charleston Southern | ESPN3 | 6:00 p.m. | Feb. 1 | * Miami | ESPNU | 12:30 p.m. |
| | ACC/Big Ten Challenge | | | Feb. 4 | * Clemson | RSN | 9:00 p.m. |
| Dec. 1 | Nebraska | ESPN2 | 7:00 p.m. | Feb. 7 | * at Virginia Tech | ACC | 3:00 p.m. |
| Dec. 6 | UCF | ESPN3 | 2:00 p.m. | Feb. 9 | * Duke | ESPN | 7:00 p.m. |
| Dec. 13 | * at Notre Dame | ESPN2 | 8:00 p.m. | Feb. 14 | * at Georgia Tech | ACC | 2:30 p.m. |
| Dec. 17 | North Florida | RSN | 7:00 p.m. | Feb. 18 | * Boston College | ACC | 9:00 p.m. |
| | Orange Bowl Classic | | | Feb. 22 | * at Virginia | ESPNU | 6:30 p.m. |
| Dec. 20 | USF (Sunrise, Fla.) | Fox Sports | 2:00 p.m. | Feb. 25 | * at Miami | RSN | 9:00 p.m. |
| Dec. 22 | Stetson | ESPN3 | 2:00 p.m. | Feb. 28 | * Louisville | ESPN/ESPN2 | TBD |
| Dec. 30 | Florida | ESPN2 | 7:00 p.m. | March 7 | * Pittsburgh | ESPN/ESPN2 | TBD |
| | | | | March 10-14 | at ACC Tournament (Greensboro, N.C.) | ESPN/ACC | TBD |

Home Away Neutral * Denotes ACC game
 Home games played at the Tucker Center
 All game times are listed in Eastern standard time