

**1980-81
Florida State
Basketball
Press Guide**

**Basketball at
Florida State
is
BIG STUFF**

MEDIA INFORMATION

Florida State University's 1980-81 Basketball Guide has been designed for use by the news media and Seminole fans. Any questions not covered in this brochure can be directed to the Florida State Sports Information Office.

All requests for working press, radio, television, photographers or scouting credentials should be made to FSU Sports Information Director Mark Carlson at least one week prior to the playing date.

WORKING MEDIA — Working media will be admitted to Tully Gym and seated under the west basketball stands. Additional seating will be provided under the east basket if necessary. Tickets may be picked up prior to the game, or held at the Will Call Window.

Requests will be evaluated and credentials issued according to the following criteria.

- a. Local metropolitan press; wire services; national publications; opposing metropolitan press; student newspaper.
- b. Other daily newspapers
- c. Radio and television personnel not actually broadcasting
- d. Non-daily newspapers
- e. Scouts

PARKING — Limited to the Tully Gym and surrounding areas. Press parking will be issued on a first-come first-serve basis.

PHOTOGRAPHERS — Accredited photographers upon presenting photo pass will be allowed to shoot under both baskets. NO freelance photographer will be permitted to shoot under the basket.

TELEVISION — Facilities are available for both local and network broadcasts. Please have your request prepared several weeks prior to the expected broadcast.

RADIO — Sections are reserved for both Florida State and opposing radio in the radio booth overlooking the Gym. FSU grants broadcast rights to the official radio outlet of the visiting team on a reciprocal basis.

PHONES — Telephone service should be secured directly through Centel Telephone Company of Tallahassee, Florida. Call 904/222-2236. Have them contact the Sports Information Office for location.

SERVICES — Half-time stats plus running play-by-play will be provided to the media. Final stats and a final running will also be available following the conclusion of the game.

ON THE COVER: Florida State All-American Candidate, Mickey Dillard.

TABLE OF CONTENTS

Message to the Media	Inside Front Cover
Seminoles in Print	2-3
1980-81 Season's Outlook	4-5
The Coaching Staff:	
Joe Williams	6-7
Steve Williams	8
Rex Morgan	9
Jim Towey	10
Frank Gilmore	10
The Players	11-23
Scott Wilkes/Michael Johnson	24
John Mooney/June Temples	24
Florida State Academics	25
All-American Candidate Mickey Dillard	26-27
1980-81 Opponents	28-48
1980-81 Roster	44-45
1980-81 Statistics	49-51
1980-81 Metro Conference Statistics	52-54
Travel Itinerary	55
Tully Gym/Civic Center	56-57
Seminoles in Action	58-59
Record Book:	
Series Records	60-64
Individual Season	65
Career Records	66-67
1,000 Point Club	68
Team Single Season Record	69
Single Game Record	70
Miscellaneous Team Records	71
Tournament History	72
All-Time FSU Scores	73-80
Coaches Year-by-Year	81
Big 4 Tournament	82-83
This Is Florida State	84-85
Dr. Bernard Sliger, President	86
Phillip Fordyce, Acting Athletic Director	87
1980-81 Lady Seminole Basketball Schedule	88
1980-81 Team Picture	Inside Back Cover
1980-81 Schedule	Back Cover

FLORIDA STATE UNIVERSITY

Location..... Tallahassee, Fla.
 Enrollment..... 22,000
 Nickname..... Seminoles
 Colors..... Garnet and Gold
 Conference..... Metro
 President..... Dr. Bernard F. Sliger
 Acting Athletic Director..... Phillip R. Fordyce
 Acting Assistant Athletic Director..... Larry Pendleton
 Assistant to Director..... Claude Thigpen
 Head Coach..... Joe Williams
 Phone: 904/644-4038 — Office
 904/224-9379 — Home
 Assistant Coaches..... Steve Williams, Rex Morgan
 Phone: 904/644-3080
 Part-Time Assistant..... Frank Gilmore

Administrative Assistant..... Jim Towey
 Trainer..... John Mooney
 Secretary..... June Temples
 Sports Information Director..... Mark Carlson
 Phone: 904/644-4038
 Home: 904/575-7637
 Assistant Sports Information
 Director..... Glenn Greenspan
 Home: 904/385-9753
 Assistant Sports Information
 Director..... Lisa Morton
 Home: 904/878-1531
 Athletic Business Manager..... Joe Labat
 Marketing and Promotions
 Director..... Dennis Boyle

FSU gets NCAA bid; JU NIT-bid

By ANDY COHEN
Times-Union Sports Writer

Both Jacksonville University and Florida State University received word Sunday that their respective basketball seasons have been extended to at least one game.

The Dolphins (21-8) were invited early Sunday evening to be the hosts of a National Invitation Tournament first-round game Wednesday 17:30 against Murray State in the Coliseum.

The Seminoles, meanwhile, earned a bid to the more prestigious NCAA tournament and will play American Conference champion John Fryan in Bowling Green, Ky. a time to be announced today.

A victory for FSU, needed to

Seminoles meet Toledo in Midwest Regional; Dolphins play Murray State in Coliseum

in the Midwest Regional will pit the Seminoles against Southeastern Conference regular season champion Kentucky Sunday afternoon, also in

a 2:57 record under former University of New Orleans and Mississippi State coach Ron Greene.

The year ago Missouri shot to have this long coming to our place. It's a far cry from 24 months ago when we were the laughingstock of

use you I will by tomorrow [Monday] morning. But I do know that there are a lot of teams who wish they were in

FSU dances away with 77-74 win

By GREG LARSON
Times-Union Sports Writer

TALLAHASSEE — Florida State and Cincinnati did the "Metro Hustle" Saturday at Tully Gym and when it was all over, the Seminoles danced

in a flip the first De: the Sem dancing from th back.

It doesn't figure, h...

By BILL CRONAUER
Palm Beach Post Sports Writer

TAMPA — Florida State launched 16 fewer shots, swiped 13 fewer rebounds — and still shot 47 percent of South Florida by 18 points Thursday.

It was a statistics do-be lesson in basketball.

The score: 79-71 as a rainy night in an 8,000-seat Tampa Stadium.

FSU somehow led by 18 points with two minutes to go.

Explains it, 'Confusion mars 55-54'

by CHRIS BROCKMAN
Gainesville Sports Writer

"It is a spectacle or what?" was the rhetorical and totally appropriate question asked last night in Tully Gym by Memphis State basketball player, Hank McInnis.

McInnis and his teammates had just been declared a 55-54 winner and he pointed his team off the court.

Parks, FSU nip St. Louis at the buzzer

College basketball

Florida State 'Rolls' to 64-55 win over Jax

By BILL BUCHALTER
Associated Press Writer

JACKSONVILLE — Nobody needed to say a thing to Elvis Rolle's halftime afternoon. He knew how badly he played in the first half.

So when Florida State went out to protect and nurse a 13-point lead, Rolle unleashed his 9-foot-9 frame.

His nine points, six rebounds, four blocked shots and inside defense in the final 20 minutes helped the streaking Seminoles repel a late Jacksonville rush to win 64-55.

The seventh consecutive FSU triumph sent a Homecoming throng of 294 Coliseum fans home disappointed. A capacity 9,100 tickets were sold.

"I was inspired by Fernell Tookes' effort," explained the lanky olin. "You know, I didn't get to lay too much in the first half and I figured if I didn't do something, I could be doing some more sitting."

Tookes came off the bench midway through the first half and took control of the boards. His four-point, free-rebound spurt helped FSU score the Dolphins 17-4 in the final 10:12 of the first half to take a lead it never relinquished.

It was this blitz that was the ultimate difference in the game. JU got scorers during one 4½-minute stretch.

Tookes complemented the unshakable Murray Brown who had his first all-around performance of the season.

FSU Coach Joe Williams cited Brown, defensive pressure and control of game tempo as being the difference in FSU's 17th victory against five losses. JU slipped to 18-8.

This was a crucial victory for the Seminoles. "We still have a chance to be in the NCAA tournament," said Williams. "This keeps us in the running. There are two choices to get a bid. One is win the tournament. The other is to have a great record. We've beaten three teams that could be in the playoffs so we don't have a patsey schedule."

JU's Yates Locke was frustrated by the turnaround from an early season 27-76 victory at Tully Gym.

He was unhappy with the officials assigned to the game by the Metro Conference but he said it was a "factor in my emotion only and I didn't help my team."

He simply told his players they lost to a better team.

"They're a much better team than when we played them before. We got it, I thought, pretty much what we wanted but the shots wouldn't go down and then we couldn't stop them. I thought Joe played it smart and tempoed it on us the second half. Jackson (Tooy) took control of the game and we didn't."

Locke also told his squad, "We have to execute and concentrate on what we do well if we are to beat a team like Florida State. They amplified our weaknesses today. They made 29 of their first 33 points as the result of layups, mostly on the fast break. They got their running game going, then got it inside to

with two rebounds this time. Fouls contributed to his not being a factor as he played but 26 minutes. But Brown was another reason.

"I just went out to play the best defense I could against him. It was our game plan for me to keep a hand in his face and when he got the ball for his guards to jam him. I think we did a pretty good job."

Jackson agreed that the team defense was a factor. But he also cited ball movement and the ability to get the ball inside to Brown where "we wanted to get it" as a major difference between the early season loss and Saturday's win.

JU rallied on Mike Hackett's erratic but effective play (14 points, 13 rebounds but seven missed foul shots) and the outside shooting of Phil Parisi and Steve Tutson. Parisi sank four 20-footers in the second half.

FSU was in a combination delay and control game and almost lost momentum by turning the ball over inside twice and missing five consecutive free throws.

But JU could never get closer than four points down the stretch as Brown responded with a three-point play and two stuff shots in the final 4:21.

As for Rolle, Williams did notice his second half contribution. "I thought he was great — in the second half. He was blocking shots, scored for us inside and played great defense. But I didn't say anything to him. I didn't have to."

FSU's Mickey... ace is gu.



FSU's Mickey... ace is gu.

Just How Long

Long Enough To S...

By JIM HENDERSON
Tribune Sports Writer

TALLAHASSEE — Was Monday's night irreducible shot holed around the Florida State gymnasium a record attempt?

That was the interesting question posed Tuesday in the wake of Les Henson's Hal Mary shot two seconds from the end Monday night that gave Virginia Tech a 79-77 Metro Conference win in Tully Gym.

The left-handed shooting Henson fired the shot that struck the Tully Gym crowd with his right hand after poking up a missed shot by FSU's Pernell Tookes. The ball rolled along the baseline and Henson fired it into the basket on the opposite end of the court.

No official distance was recorded at first, but FSU officials measured it Tuesday at the request of the NCAA, which dictated that the shot be measured from the point shot to the front edge of the rim.

The distance came out to be 89 feet, 3 inches.

The NCAA doesn't list long distance shots in its record book, but a couple of the longer ones in modern history include an 84-foot, 11-inch shot by George Linn of Alabama in 1957 and an 82-foot shot by St. Bonaventure's Deimos Harrod last year.

The Guinness Book of World Records does list long shots, however, and this one is longer than the 86-footer hit by 15-year-old Barry Huthings of Southland, Georgia high school in 1976. Presumably, Guinness will be notified of Henson's feat.

"It was a long shot, one in a million," said Henson, a 6-foot-2 senior from Richmond, Va., who scored 20 points on the night. "I'll never make a shot like that again."

Henson said the closest he's ever come to doing something like that was "back in eighth grade when me and my friend used to practice 50-foot hook shots. But this thing was impossible."

Mickey Dell... never came to...

"I see... just kept... And you... someone... where... that... of... would..."

"I had... Tech... could... and... FSU... shot... I had... I had... of... many..."

"I had... I had... of... many..."

"I had... I had... of... many..."

"I had... I had... of... many..."

"I had... I had... of... many..."

"I had... I had... of... many..."

und Seminole blitz rips Gophers 112-91 in Tully over Cincinnati

Seminoles use Dillard to crush UF

By BILL MCGROTHA

JACKSONVILLE — Moving out in a hurry, never behind for a second, Florida State's basketball team coolly cut out an 87-79 victory over scrambling Florida here Saturday afternoon.

Mickey Dillard, who sat out last season with a broken leg, was the primary instrument of Florida's destruction, scoring a career-high 31 points.

The 6-foot-3 junior also contributed seven steals and three assists.

"I think today was my day, you know," said Dillard. "I had a stretch of luck going."

He had more than that going as the Seminoles won their third in four starts and — like the football team — their third straight over the Gators.

Florida, now 1-2, stacked the defensive middle, covering Florida State's big men, Elvis Rolle and Murray Brown. That left the outside open and Dillard, with the lightning in his legs, requires a bare minimum of daylight to be devastating.

After the first few minutes the Seminoles led 16-4 as Dillard scored 10 of those first 16 points.

"We started out very good," said Joe Williams, the Seminoles' head coach. "We played real tough

and I won't take 'em."

Tony (Jackson) was taking the ball to the other side, like he was going to Dillard, then slinging it over to me real quick.

"Now I think teams will realize they can't gang up on our big men and shut us off."

The big men did okay, despite Florida's collapsing zone. Rolle got 13 points and a game-high 14 rebounds. Brown scored 18, going 8-for-15 from the field as the Seminoles put through 54 percent of all their floor shots.

"It was a good game," said Brown. "It was just that the referees weren't calling anything under the basket. All that pushing and shoving. Late they started calling some, before things got out of hand."

With 8:59 left, Florida had rallied sharply, scoring nine unanswered points and whittling FSU's lead to 72-64 as Dillard drew his fourth foul.

But Brown sank three straight

By BOB COHN
Democrat sports writer
It was 'Slaughterhouse Tully' Thursday night for Minnesota's Golden Gophers. Florida State wielded the

ax, making 48 of 66 shots and running their next basket couldn't come soon enough, the Seminoles blitzed Gophers from the Big 10 Coaches' 2-91 at Tully Gym before 2-

field goal percentage of 72.4 he did record of 72.4 set by the 4 Seminoles against Georgia on players' reactions were accurate shots Florida State kept through the hoop.

Jackson, who coordinated the team for FSU from his point position, was openly direct

if I got something inside, we got going outside, we got the pass," said Jackson made most of uses, being credited with nine

1. ran our zone offense and got and shot," he said. "Their zone like any other zone, except that're hitting."

2. how. Gopher forward Trent re, who scored 20 points, admitted team was administered "a old kicking at the O.K. Curral," he shrugged and said. "That's it."

3. Minnesota's 4-foot-11 All-Star Kevin McHale found going or missing any other part in painful. With ice packs on both 5, McHale, who led the game 32 points, didn't conceal his an-

4. course I'm disappointed," he ended to a question. "Who don't be after getting whipped that? It's enough to make you We didn't have five guys on the willing to work as hard as they dily run, and it hurts us

effort is the only cause on this



Sports

Men cagers run record to 8-1...

by chris brockman

Elvis Rolle took a behind-the-back pass from Mickey Dillard with five seconds left in the game and slammed the ball home, bringing the 2,977 fans in their den and capping an 84-69 FSU victory over the University of South Florida Monday night in Tully Gym.

The slam dunk ended the Seminoles' scoring on the evening, leaving them with a respectable 54 percent shooting average from the field and a 67 percent average from the free throw line. Rolle, who led the Tribe in rebounds with 11 glass-clearing leaps, tallied 15 points on the evening.

"It's always good to win," a pleased Joe Williams, head coach of the 8-1 Nole, responded after the game. "In the beginning we didn't have as much intensity as I would have liked because of the long layoff over Christmas, but it's good to be back."

"Rodney (Arnold) and Parsell (Tookes) really played good for us. They picked us up when they came in."

Arnold came on with ten minutes left to play in the first half and Tookes joined him on the court six minutes before the intermission. And the sophomore duo turned an 18-18 ball game into a 44-18 Seminoles lead when the half ended. Arnold hit on one of two field goals and all three of his free throws to collect five of his eventual 10 points, and brought the crowd along with three stolen passes. Meanwhile, Tookes, a 6-8 forward, hit on three of five outside shots and two free throws for all eight points he gathered in the game.

Irrepressible Murry Brown led all Tribe cagers with a game-high 23 points. The 6-8 forward sank three of six from the foul line and dropped in 10 of 16 field goals, hitting a sizzling 63 percent from the field. Mickey Dillard added 16 points to the effort. The firsty senior also pilfered the ball twice from Brahman players.

Tony Washam led all USF players with 17 points, followed closely by John Grant who had 14, Jorge Arcoitia who canned 11 and Tony Geier who accounted for 12. The Brahman fall to 4-6 on the



FSU slips past scrappy Auburn

Special to The St. Petersburg Times

TALLAHASSEE — Florida State continued to make a habit of slaying scrappy Auburn basketball team Monday night in Tully Gym.

Saturday night FSU had slipped by Cincinnati 54-52. On the other side of the coin, Auburn lost its last game to SEC collier-duelster Florida 70-60.

The victory moved FSU's record to 12-0 while Auburn dropped to 2-

the colleges

Arnold, who was making his first appearance since slicing tendons in his leg, Arnold sank both ends of a one and one, then repeated the process 10 seconds later after Eric Stringer scored for Auburn to move it back to a two-point game.

"I didn't worry about the pressure," said Arnold, who was playing with only one practice under his belt.

Was It?

A NCAA Record

was supposed to take the shot, but Henson getting a hand in Dillard's face and forcing the ball off to Tookes. Tookes' shot found Henson scooped the ball up after Robinson let it go.

(Robinson) was going to let the ball go," said Henson. "I saw there were two seconds on the clock and I was at halfcourt holding it to him. But if I had done that, there was time for him to shoot it. So I shot it."

right it was going to hit the lights. But it was going to hit the lights. But it was going to hit the lights.

By play broadcaster Gene Deckerhoff, the action, hit the ball behind the flag from the ceiling. His call of the play went


the shot. It misses. The ball is rolling. Picked up. There's a lung desperation. We're going to... ooooooh, my God."

play was shown over and over again. Stunned 2,213 Seminole fans who hung their heads in total disbelief.

but those in newspapers," said Virginia File Mout, "but I've never seen one. You practice that shot for the next 12 months if

not incredible shot I've ever seen," said Williams. "Henson making that miracle for winning a tournament with a 100-foot rebound and two galleries."

The coach and someone had done that to play commentator Dana Kirk, the head coach at Memphis State and former head man of Tampa. "I would start checking how left on my contract."



AND IT BEGINS . . .

BASKETBALL AT FLORIDA STATE IS *BIG STUFF*

1980-81 OUTLOOK

Under second year coach Joe Williams, Florida State's basketball team went 22-9 in 1980 including a second place Metro Conference finish and a berth in the NCAA Midwest Regionals. In two seasons, Williams' squads have accumulated an impressive 41-19 record. Success brings with it the pressure for continued success and with one of the top backcourts in the nation and a strong front line the Seminoles appear on the way to continuing that tradition.

Forced to change their style for the second consecutive season due to injury, the 1980 Seminoles went to a three guard offense that utilized Mickey Dillard up front and graduated senior Tony Jackson and Bobby Parks or Rodney Arnold in the backcourt. This season, the Tribe hopes to restore its offense to a more traditional blend, putting three big men up front.

Of the four men in the front court, two did not see any playing time for Florida State last season. The Seminoles will have the services this year of center Kris Anderson and forward James Bozeman, both absent last year. Anderson, a starter for the Tribe for three seasons, ran into academic trouble in 1980 and missed the entire year. Also returning as a 'new' Seminole is Bozeman. Tabbed a starter as fall practice began last year, Bozeman tore an achilles tendon in practice and received a medical redshirt. If Anderson and Bozeman can regain the form that put them in the starting lineup, FSU would appear to be in excellent shape. The third man up front for the Tribe is Elvis Rolle, last season's center. A transfer from Oral Roberts in 1979, Rolle readily adjusted to the Seminole offense and ranked third on the team in scoring with a 15.3 average. The 6-10 giant, tabbed 'The Big E' by the Tully Gym faithful, also led the squad in rebounding with a hefty 7.9 average. Another possible starter is junior Pernell Tookes. A 6-6 forward, Tookes started none, but appeared in all 31 Tribe games last season. Probably the most improved player the past two years at FSU, Tookes averaged four points per game and 3.5 rebounds last season.

Turning to the backcourt, Florida State may have one of the best threesomes in the nation. Leading the trio is the fastest guard in the nation, All-American candidate Mickey Dillard. Forced to miss the 1978-79 season due to a broken leg, Dillard had no problem regaining the touch last season and led the Seminoles in scoring with 20.4 average. On the way to topping the Tribe scorers, Dillard put his name in the Seminole record book by joining the prestigious 1,000 Point Club (1,213) and scoring the second highest point total in a single season by an FSU player (635). Not to be outdone on the charity stripe, Dillard also led the squad in free throw percentage with a .766 average (151-197).

Joining Dillard in the backcourt are guards Rodney Arnold and Bobby Parks. A sixth man off the bench until the Metro Conference Championship game, Arnold came to the Seminoles from Furman in 1978. Already one of the most exciting players in recent Seminole history, Arnold delighted the home crowd with an uninhibited

playing style. The highlight for the soon to be junior was a 29-point performance against Toledo in the NCAA Mideast Regional. Rounding out the trio is 5-11 point man Bobby Parks. A starter in 28 of 31 Seminole games, Parks appears to be the successor to Jackson as the Tribe's court general. Probably the most accurate shooter on the squad, he tallied nearly eight points a game while dealing 83 assists.

"A lot of our success will depend on how well our guards adjust to our new style of play," says Williams. "Last season the back court man had to play a scoring role. With this change in style they will be more responsible for playmaking. If they can alter their game to playmaking and scoring we should have a very good ballclub."

Past the starting five, the Tribe appears to be improved on the bench. Returning from last year's team are forwards Greg Collinworth and Scott Matchett and guard Ed Young. Supplementing the veterans are center Donnie Kuhl, also returning from a medical redshirt, and recruit Oren Gilmore. Gilmore, brother of Jacksonville and NBA All-Star Artis Gilmore, was one of the most highly sought forwards in the nation.

"We need to be as strong as possible with our more difficult schedule," lamented Williams. "This is the best group of opponents we've had since I've been here."

This season the Seminoles meet Jacksonville and South Carolina at home and away and journey to Minnesota and Auburn. Sprinkle in a two game series with the Florida Gators and the always tough Metro competition and Williams' troops have their work cut out for them.

"The Metro gets better and better every season," Williams said. "Louisville and Virginia Tech both had great recruiting years and the other schools also improved. I hope we can match up."

With the return of Bozeman and Anderson, and Dillard back for his senior season, the Tribe should match up very well.



JOE WILLIAMS

Head Basketball Coach

Entering his third year at the Seminole basketball helm, Florida State head coach Joe Williams has proven he intends to leave his mark at the Tallahassee school as his three predecessors before him.

A native of Morton, Mississippi, the likeable mentor accepted the task of guiding the nationally-touted Seminole program in 1978 after previous coaching stints at Jacksonville and Furman where his teams combined for a 234-148 record.

Following a rebuilding program his first season when the Seminoles finished with a 19-10 mark and a second place Metro finish, the Williams led squad broke into the NCAA playoffs last year. The Tribe finished with a 22-9 record including another second place Metro outing and a win over Toledo in NCAA Mideast Regionals.

Williams' career coaching mark now stands at 275-167 (.662) over a 16 year span. Williams is also the only NCAA coach to take three separate teams to the NCAA playoffs on three separate occasions.

Florida State was Williams' first collegiate coaching assignment in 1962 when he was freshman coach for the late Bud Kennedy. He advanced to Furman in 1963 as an assistant coach before taking the top job at Jacksonville in 1964.

During his first season at Jacksonville, the Dolphins advanced to the NAIA national playoffs in Kansas City. Five years later, Jacksonville was pitted in the NCAA championship game against powerful UCLA and finished with a 27-2 mark. In the six year period Williams had molded the Dolphin program into one of the country's most respected, achieving a 92-61 mark.

He returned to Furman following the banner 1969-70 season at Jacksonville and was to become the school's winningest coach. In seven of eight seasons, the Paldins had winning records and Williams' mark was 142-87. Five times Furman was able to win the Southern Conference title and advance to the NCAA playoffs.

Williams played and learned basketball under Abe Lemons (currently head coach at Texas) at Oklahoma City University. He received his bachelor's degree from SMU in 1956 and later earned his master's from Florida in 1968.





JOE WILLIAMS' COACHING RECORD

Year	School	W-L	Pct.
1964-65	Jacksonville	15-11	.577
1965-66	Jacksonville	12-11	.522
1966-67	Jacksonville	8-17	.320
1967-68	Jacksonville	13-13	.500
1968-69	Jacksonville	17-7	.708
1969-70	Jacksonville	27-2	.931
1970-71	Furman	15-12	.556
1971-72	Furman	17-11	.602
1972-73	Furman	20-9	.690
1973-74	Furman	22-9	.710
1974-75	Furman	22-7	.759
1975-76	Furman	9-18	.333
1976-77	Furman	18-10	.643
1977-78	Furman	19-11	.633
1978-79	Florida State	19-10	.655
1979-80	Florida State	22-9	.710
TOTAL	16 Seasons	275-167	.662

STEVE WILLIAMS

Assistant Basketball Coach


Joining the Seminole staff this season is former Pensacola (Fla.) Washington High School head coach Steve Williams. He replaces John Jones who accepted the head coaching position at South Carolina State.

A Florida graduate ('74), Williams first made a name for himself in the state when he was voted to the All-SEC freshman team and earned Most Valuable Player honors. He repeated as an All-SEC sophomore player and concluded his career making first team SEC defense and winning the prestigious Don Fleming Award, Florida's outstanding captain.

Williams' first assignment out of college was Newberry (Fla.) High School where he guided the team to a 12-12 record while establishing himself as the youngest basketball coach in the school's history. In 1976 he led Washington to a 17-12 record, but followed the next year with a 29-5 report card and a semifinal berth in the state championship. Bridesmaid status was again awarded Pensacola in 1978 and 1979 when his teams finished 22-11 and 25-3 respectively, but finished second in back-to-back years. Finally, in 1980, Pensacola went 23-7 and won the state crown.

"To be a contender it takes a balance between discipline, psychological and physiological preparation," Williams says. "I feel Florida State has one of the top programs in the nation with a very fine coach running it."

In his role with the Seminoles, Williams will recruit and be involved in practice-day sessions.



REX MORGAN

Assistant Basketball Coach

On October 17, 1980, Florida State made former Jacksonville player Rex Morgan the newest addition to its basketball family.

Morgan, who played with head coach Joe Williams from 1968-70 at Jacksonville averaged 23 points per game as a guard and helped lead the Dolphins to the NCAA finals against UCLA in 1970. An All-American in 1969, Morgan was named Florida Basketball Man of the Year by the Tallahassee Tip-Off Club his senior season.

Following graduation, Morgan played three years with the Celtics (1970-73) before joining Tom Wasdin's staff at Jacksonville for one season. Until recently, Morgan has been a sales representative for Champion Products. Morgan was also head coach of the AAU National team that finished 56-0. The new Seminole mentor was a former Commissioner for the Junior Pro Basketball Association.

"I wanted to get into coaching, but only at the major college level," Morgan said. "Florida State has an excellent program and a great basketball tradition."

"Rex was a great player and leader while he played for me at JU," Williams said the day of Morgan's signing: "I think he has a lot of basketball knowledge about individuals and the game. Rex will be a valuable recruiter and I'm looking forward to working with him in our program."

Morgan will be charged primarily with recruiting and practice day sessions.



JIM TOWEY

Administrative Assistant


Entering his sixth basketball season, administrative assistant, Jim Towey has been with the Seminole cagers longer than anyone.

A third year law student, Towey previously worked as manager under departed mentor Hugh Durham and advanced to administrative assistant when head coach Joe Williams arrived.


With the Seminoles, Towey handles much of the daily paper work including the budget, travel and organization of practice sessions. Towey is also responsible for the development of many of the Tribe's younger players.

Besides his basketball and legal activities, Towey is very active with St. Thomas More Church in Tallahassee. He is in charge of the Parish Council and is also the high school coordinator for religious activities.

On September 26, Towey was named interim assistant coach allowing him to recruit for the Seminole program. The personable assistant is also in charge of the advertising for the football program TRIBE.



TOWEY



GILMORE

FRANK GILMORE

Part-Time Assistant

Beginning his third season as a member of Joe Williams' coaching staff, Frank Gilmore remains involved in the daily practice sessions, weight training and academic counseling.


Gilmore, who played professional basketball in Europe, returned to the United States in 1978 as the Seminoles' part-time assistant coach.

Gilmore, the younger brother of former Jacksonville University All-American and Chicago Bull star Artis Gilmore and older brother of Seminole recruit Oren Gilmore, played two years in Karkklis, Finland, and one season in Salo, Finland, before accepting his present post at Florida State.

Playing a strong guard position, Gilmore played two years at Martin (Tennessee) Junior College before completing his collegiate career at the College of Charleston. At Charleston, he was selected All-Conference in 1973.

A bachelor, Gilmore is a native of Panama City, Fla., and is currently working on his degree at Florida State.

THE PLAYERS



Kris Anderson


Forward

6'9"

210

Senior

Yulee, Florida



- Returns to the Seminoles after a year of academic ineligibility.
- Will provide inside rebounding strength along with center Elvis Rolle.
- Excellent passer with a good outside shot for a big man.
- Has worked hard to improve inside game.
- Should be used in the high post to compliment low post man Rolle.
- Started sophomore season and majority of junior year.
- Handles ball very well for his size.
- Scored a career high 28 points against Jacksonville in the 1978-79 season.
- Career high 14 rebounds against Memphis State and Old Dominion.
- Second leading scorer in 1978-79 with an 11.5 average.
- Second leading rebounder the same year grabbing down 7.3 per game.
- Also led squad in free throw percentage with a .815 clip.
- Possesses excellent court sense.

Career Statistics

YEAR	G	FGM-FGA	PCT.	FTM-FTA	PCT.	REB	AVG.	A	PTS	AVG.
1976-77	27	65-105	.619	31- 52	.596	140	5.1	37	181	5.9
1977-78	29	93-167	.556	49- 60	.816	193	6.6	36	235	8.1
1978-79	24	105-179	.587	66- 81	.815	175	7.3	29	276	11.5
TOTALS	80	263-451	.583	146-193	.756	508	6.4	102	672	8.4

Rodney Arnold


Guard

6'4"

195

Junior

Kingsport, Tennessee



- Tallied 19 points against Minnesota in first game as a Seminole.
- High point game was 29 against Toledo in the NCAA Midwest Regionals.
- Moved to the Florida State campus in 1978 from Furman.
- Started the final three games of the 1980 season.
- Missed four games at the beginning of the year due to red-shirt rule, and four in mid-season because of a torn tendon in his wrist.
- Played hot and cold in his first campaign for the Seminoles.
- Scored in double figures 10 times.
- Scored all but two points in the second overtime of Metro Tournament win over Cincinnati.

- An excellent threat with guard Mickey Dillard in the second wing spot.
- Great jumping ability.
- One of the quickest players on the squad with the ability to find the open man.
- One of the most exciting players in college ball.
- Third on the squad in free throw percentage (.719).
- Rodney and his wife, Jodi, have been married two years.

Career Statistics

YEAR	G	FGM-FGA	PCT.	FTM-FTA	PCT.	REB	AVG.	A	PTS	AVG.
1977-78*	29	155-382	.406	86-104	.827	106	3.6	27	396	13.7
1979-80	23	68-167	.407	64-89	.719	31	1.3	41	200	8.6
TOTALS	52	223-549	.406	150-193	.777	137	2.6	68	596	11.5
*at Furman										

James Bozeman


Forward

6'5"

200

Junior

Tallahassee, Florida



- Missed all of 1979-80 season with torn achilles tendon sustained in fall practice.
- A contender for starting forward position.
- Slated to be a starter prior to injury.
- Worked hard in rehabilitation program.
- Played only 28 minutes as a freshman but worked his way into a starting role as a sophomore.
- Averaged 7.7 points per game in 1978-79, but scored on a slightly higher 9.4 clip against Metro foes.
- Scored a collegiate high 19 points in a 78-61 loss to South Alabama in 1979.
- A proven strong jumper, but needs to develop consistency in shooting.
- One of the top defensive players on the squad.
- Graduate of Florida A & M High School in Tallahassee where he led the Baby Rattlers to the Class A Championship averaging 20 points and 13 rebounds per game.

Career Statistics

YEAR	G	FGM-FGA	PCT.	FTM-FTA	PCT.	REB	AVG.	A	PTS	AVG.
1977-78	10	2-8	.250	1-4	.250	7	0.7	3	5	0.5
1978-79	29	94-207	.454	36-55	.655	89	3.1	19	224	7.7
TOTALS	39	96-215	.446	37-59	.627	96	2.5	22	229	5.9

Greg Collinsworth


Forward

6'6"

195

Junior

Titusville, Florida



- Key player in the Seminoles' Florida Southern win with eight points and four rebounds coming off the bench.
- Rebounds well for his size.
- Excellent student who's eyeing pre-med degree.
- Becoming more of a high post man than wing player.
- A real workhorse in practice.
- Smart on the court player despite limited playing time.
- An accurate shooter with good shot selection.
- Hails from an athletic family — brother Cris is a starting wide receiver for Florida and father was a sixth man on the 1958 University of Kentucky national championship team that defeated Seattle, 84-72, for title.

Career Statistics

YEAR	G	FGM-FGA	PCT.	FTM-FTA	PCT.	REB	AVG.	A	PTS	AVG.
1978-79	6	3-7	.429	5-7	.714	8	1.3	1	11	1.8
1979-80	9	3-9	.337	4-4	1.000	8	0.9	1	10	1.1
TOTALS	15	6-16	.375	9-11	.818	16	1.1	2	21	1.4

Mickey Dillard


Guard

6'3"

170

Senior

Dania, Florida



- Viable All-American candidate for the Seminoles.
- Selected All-Metro first team.
- Returned last season after broken leg in 1978-79 and dispelled all worries with a 26 point effort his first game back.
- Drafted by the Atlanta Hawks while only a junior.
- Scored 30 or more points twice last season (Florida and Cincinnati).
- Top scorer (20.4) and free throw shooter (.766) on last year's squad.
- Member of the Seminole 1,000 Point Club (1,219) while still a junior.
- Member of the Seminole 500 Point Club (500 or more points in a single season).
- Can possibly break four separate school records (most points scored,

most games played, free throw percentage and field goals made).

- Second all-time point scorer for a single season (635, 1979-80).
- The fastest player in the nation.
- Exceptional career shooting percentage of .523.
- Best one-on-one player on the team and probably in the conference.
- Scored in double figures 27 straight games and 30 of 31.

Career Statistics

YEAR	G	FGM-FGA	PCT.	FTM-FTA	PCT.	REB	AVG.	A	PTS	AVG.
1976-77	25	53-110	.481	40-61	.655	29	1.1	50	146	5.8
1977-78	29	153-282	.543	92-119	.773	74	2.5	92	398	13.7
1978-79**	2	13-26	.500	14-16	.875	8	4.0	5	40	20.0
1979-80	31	239-458	.521	151-197	.766	130	4.1	72	635	20.4
TOTALS:	87	458-876	.523	297-393	.756	241	2.8	222	1219	14.0

**Medical Red-shirt

Oren Gilmore


Forward

6'9"

190

Freshman

Chicago, Illinois



- Younger brother of Artis and Seminole assistant coach Frank Gilmore.
- Played AAU ball last spring in Florida.
- Counted on to play high post position this winter for FSU.
- Excellent touch for a big man.
- Smooth player with great quickness.
- A team player.
- Top Tribe signee in 1980.
- Recruited by over 100 schools nationwide.
- BC Camp All-Star.
- Averaged 23 points and 14 rebounds in high school.
- Earned Illinois High School All-State honors.
- Street and Smith All-American.
- Player of the Year in Chicago's South Suburban League.
- 1979-80 Chicago All-Conference player.

Donnie Kuhl


Center

6'8"

235

Senior

Orlando, Florida



- Red-shirted last season with broken foot incurred during weight training.
- Teamed with Kris Anderson and Elvis Rolle should provide the Seminoles with additional inside depth.
- Strong muscular player who provides rebounding muscle.
- Best scoring effort came against Florida Southern (12) in the 1978-79 season.
- Averaged close to three points in 11 games in 1979.
- Donnie is married to the former Linda Hughes.

Career Statistics

YEAR	G	FGM-FGA	PCT.	FTM-FTA	PCT.	REB	AVG.	A	PTS	AVG.
1976-77	12	5-11	.454	4-4	1.000	19	1.5	13	14	1.1
1977-78	8	0-5	.000	5-11	.454	13	1.6	6	5	0.6
1978-79	11	15-19	.789	2-2	1.000	10	0.9	3	32	2.9
TOTALS	31	20-35	.571	11-17	.647	42	1.3	22	51	1.6

Scott Matchett

Forward

6'2"

185

Senior

Jacksonville, Florida



- A walk-on last season who is expected to play again this winter.
- Good outside touch.
- Plays big for his size.
- Often matched up against players bigger than he.
- Very dedicated player with a positive attitude.
- Played junior college ball for Florida Junior College in Jacksonville.

Bobby Parks


Guard

5'11"

160

Senior

Clearwater, Florida



- Started 28 of the Seminoles 31 games in 1980.
- Scored a career high 17 points twice last season, once against NCAA champion Louisville at Louisville.
- Hit winning shot at the buzzer against St. Louis (75-73) on the night of his birthday.
- Forced to play out of position last season, but may be moved to point guard this year.
- Heir apparent to graduated senior Tony Jackson at point position.
- Best outside shooter on the squad.
- Best ball handler on 1980-81 team.
- Shot .494 from the field mostly from outside.
- Should place his name in Seminole record book for games played.
- Second on the team last season in assists (83).

- Tallied 17 points vs. Florida while pulling down nine rebounds.
- Tallied 15 points in a winning effort against Florida Southern.
- Excellent team player willing to give the ball away to the open man.
- Scored in double figures eight times last year.
- Committed a low number of turnovers for as much as he handled the ball.
- Metro honorable mention in 1979.
- Bobby and his wife, Rose, have one son, Kevin.

Career Statistics

YEAR	G	FGM-FGA	PCT.	FTM-FTA	PCT.	REB	AVG.	A	PTS	AVG.
1977-78	9	1- 6	.166	3- 7	.428	9	1.9	1	5	0.5
1978-79	29	80-160	.500	48- 60	.800	42	1.5	97	208	7.2
1979-80	31	93-188	.494	55- 77	.727	69	2.2	83	243	7.8
TOTALS	69	174-354	.491	107-144	.743	120	1.7	181	456	6.6

Elvis Rolle


Center

6'10"

215

Senior

Ft. Pierce, Florida



- Played his first season for Florida State last season after transferring from Oral Roberts.
- Scored 32 points in his first game as a Seminole which was the single high game for anyone last year.
- Tallied double figures in 28 games.
- Voted to the All-Metro Tournament team.
- Top rebounder on the squad last year (7.9).
- Led team in blocked shots with 42.
- Third leading scorer on squad with a 15.3 average.
- Shot .611 from the field which ranks him seventh on the All-Time Seminole single season list.
- Scored 30 points against Metro rival Tulane in Miami prior to the Orange Bowl.
- Snatched a game high 15 rebounds against Florida.
- Leading scorer in five Seminole wins.
- Forced to play out of position at high post.
- Averaged 17 points in the Metro Tournament.
- Started all 31 games in his first season at FSU.
- Has earned the nickname "The Big E" from Seminole fans.
- Best inside player on the 1980-81 squad.

Career Statistics

YEAR	G	FGM-FGA	PCT.	FTM-FTA	PCT.	REB	AVG.	A	PTS	AVG.
1976-77*	26	25-50	.500	10-23	.435	51	1.9		60	2.3
1977-78*	27	68-159	.428	43-62	.694	172	6.4		179	6.6
1979-80	31	197-322	.611	82-142	.577	245	7.9	25	476	15.3
TOTALS	85	290-531	.546	135-227	.594	468	5.5		715	8.4

*at Oral Roberts

Pernell Tookes


Forward

6'6"

185

Junior

Orlando, Florida



- Although a non-starter, played in all 31 Seminole games.
- Earned 1980 Academic Achievement Award.
- Excellent rebounder demonstrated by his fourth place finish on the squad last season (3.8).
- Led the team in rebounding while coming off the bench on four occasions.
- High point game was 11 vs. South Florida.
- Played best against conference foes.
- Has dubious honor of being the player that missed the shot Virginia Tech's Les Henson rebounded and tossed 89 feet 3 inches for the winning bucket.
- Best game of the season was a 10 point, four rebound effort against


Louisville in Metro Championship game.

- Second on the club in free throw percentage (.758).
- A versatile player alternating between wing and high post.
- Good defensive player with excellent ball sense.
- Has steadily matured since freshman campaign.
- Scored 13 points in his first collegiate game against Eckerd in 1978-79.
- Possesses very quick reflexes.

Career Statistics

YEAR	G	FGM-FGA	PCT.	FTM-FTA	PCT.	REB	AVG.	A	PTS	AVG.
1978-79	25	31-68	.456	11-19	.579	67	2.7	6	73	2.9
1979-80	31	33-112	.473	22-29	.758	118	3.5	11	128	4.1
TOTALS	55	84-180	.467	33-48	.687	185	3.3	17	201	3.6


Ed Young
 Guard
 6'3"
 172
 Sophomore
 Houston, Texas



- Received limited playing time as a freshman.
- A good shooter with a keen eye.
- Very strong player.
- Improved greatly playing against guard Tony Jackson in practice.
- Should receive additional playing time in the guard slot this year.
- Worked hard on the weights this past spring and summer.
- Named by a Texas prep magazine in senior year as one of the state's top 12 players.
- Played sophomore and junior years of high school ball for Spring Valley in Columbia, South Carolina.
- Only sophomore to start in Spring Valley history.
- Contacted by over 90 colleges in senior year.
- All-Southern high school selection.

Career Statistics

YEAR	G	FGM-FGA	PCT.	FTM-FTA	PCT.	REB	AVG.	A	PTS	AVG.
1979-80	4	1-3	.333	1-5	.200	1	0.2	0	3	0.7




SCOTT WILKES

MICHAEL JOHNSON

New Seminoles Scott Wilkes and Michael Johnson will join the Florida State basketball squad in the 1981-82 season. Both players will be forced to sit out this season due to the red-shirt rule.

Wilkes, son of Stetson coach Glenn Wilkes, played for Clemson last season where he averaged just under two points per game while playing point guard. Wilkes best assets are his ball handling ability and his free throw accuracy. Wilkes also played for Deland High School and led them to 13th place ranking nationally his senior season.

Johnson, a former player under Seminole Assistant coach Steve Williams at Pensacola High School, comes to Florida State from North Carolina Charlotte. While competing at NC Charlotte, Johnson averaged seven points and four rebounds while competing in all 27 games. Johnson is expected to see action for the Tribe in the small forward position.



JOHN MOONEY
HEAD BASKETBALL TRAINER



JUNE TEMPLES
BASKETBALL SECRETARY

ACADEMIC AND BASKETBALL EXCELLENCE GO HAND-AND-HAND AT FLORIDA STATE

While continuing the winning basketball tradition at Florida State, Head Coach Joe Williams has instituted another winning tradition — a tradition of academic excellence.

"One of the things that I'm most proud of is that every freshman I coached at Furman graduated," Williams said. "I plan on installing that same academic atmosphere at Florida State."

Helping the Seminole basketball team this season are academic advisor Brian Mand and professors Marc Gertz and Edward Wynott.

"There are many things that are important to a player's development in college; traits such as unselfishness, maturity in your dealings with other people and working to achieve goals that you set for yourself," Williams said. "Accomplishing academic success is one of the most important ways to develop healthy traits that will stay with a player throughout his life."



The academic advisor for the Seminole athletic teams is Brian Mand. Mand, named to the position on July 7, held a similar position at East Carolina before arriving on the FSU campus. Mand received his B.A. from Wake Forest and his master of arts in athletic administration from Ohio University.



Playing a supervisory role for the basketball team is history professor Dr. Edward Wynott. An avid fan, Wynott is in his 11th year at Florida State after receiving a B.A. from Dartmouth and his master's and Ph.D. from Indiana University. Wynott assists the team in planning their specific curriculum to meet their academic needs.



Also aiding the basketball team academically this season is criminology instructor Dr. Marc Gertz. Originally a tutor for the Seminole football team, Gertz received his B.A. from Bucknell, his master's from Baruch College in New York and his Ph.D. from Connecticut. Gertz assists the players with any academic problem they may face and advises the many Florida State athletic criminology majors.

ALL-AMERICAN CANDIDATE MICKEY DILLARD

It should be no surprise that Florida State guard Mickey Dillard is an All-American basketball candidate. After all, his father is Athletic Director at Parkway Junior High School in Ft. Lauderdale and his cousin Carlton Byrd was a former backcourt man for the Seminoles in the mid-70's. What is surprising is just how good Dillard is.

"Mickey is one of the quickest guards in the country. He goes to the basket as well as anybody I've ever seen."

— Denny Crum, head coach University of Louisville

In only three seasons, Dillard has already written his name into the Seminole record book. He is only the 15th member of the Seminole 1,000 Point Club (1,219) and has tallied the second highest point total by a Florida State player in a single season (635). During his senior year, Dillard has a chance to break four more individual FSU records including points scored, most games played, highest free throw percentage and field goals made.

"Mickey Dillard is the quickest guard we've played against in two years. Mickey is a true team leader and a threat whenever he's on the court. I have the highest regard for him."

— Tates Locke, head coach Jacksonville University

Probably the fastest player in the country, Dillard's statistics are outstanding. In three years, Dillard is shooting .523 from the floor and .756 from the free throw line. In 1979-80 he led the team in both scoring (20.4) and free throw percentage (.766). Dillard scored in double figures 30 of the Seminoles 31 games and chipped in 30 or more points twice. A tenth round draft pick as a junior by the Atlanta Hawks, Dillard played his best ball in pressure situations. Against NCAA Champion Louisville, Dillard let the Seminoles in scoring three consecutive times, and in the NCAA Mideast Regional he scored 41 points in two games.

"Mickey Dillard is an offensive machine. He was one of the best offensive players to come into Marquette Arena last season."


— Hank Raymonds, head coach Marquette University

"Most of my goals are team goals," says Dillard. My three goals for this year are to win the Metro title during the regular season, win the Metro Tournament and then win the NCAA Championship. If we can do those three, my personal goals will be satisfied.


"I'm proud to hear people in basketball respect me and my ability as a ballplayer. I'd like to try to improve defensively this year to make my game more complete. I believe that if you play as hard as you can everything else will take care of itself.

"Looking at this team, I see a great potential. It will be up to us how far we go. The players are as good as anywhere in the country and the coaching staff is of the same caliber. Only time will tell.

"Mickey Dillard, well, Mickey Dillard hasn't lived up to his potential yet. I have a lot of hard work ahead of me, but if I'm given the chance to progress I should become even better."



THE OPPONENTS







CENTRAL FLORIDA

GAME 1 Friday, November 28
(Tallahassee)

Location Orlando, Florida
 Enrollment 13,000
 Conference Sunshine State
 Nickname Knights
 Colors Black and Gold
 Arena UCF Gymnasium (capacity: 3,000)
 Athletic Director Dr. Jack O'Leary
 Head Coach Gene "Torchy" Clark
 Head Coach's Record Career 213-67 At School 213-67 — 12 Yrs.
 Assistant Coach Russ Salerno
 Sports Information Director Neil LaBar
 Office Phone (305) 275-2729
 Home Phone (305) 671-6140
 Basketball Phone (305) 275-2256
 1979-80 Record 25-4
 1979-80 Conference Record and Finish 8-2
 Finished Second — Sunshine State Conference
 Lettermen Returning 3
 Lettermen Lost 4
 Top Players Cotton, 15.3/11.0; Ebron 10.1/3.5; Rossin 6.2/8.6
 Series Record 0-0
 Last Meeting First Meeting



CLARK



COTTON

1980-81 CENTRAL FLORIDA BASKETBALL ROSTER

NO.	NAME	POS.	HT.	WT.	YEAR
25	Jim Beachum	G	6'0"	170	Sr.
	Joe Burgess	F	6'3"	180	Jr.
31	Ruben Cotton	F	6'11"	198	Sr.
	Jeff Darschner	C	6'11"	215	Fr.
43	Roland Ebron	F	5'11"	190	Sr.
	Willie Edison	G	6'1"	175	Jr.
	Jimmie Ferrell	G	6'1"	175	So.
15	Dennis James	F	6'3"	180	Jr.
41	Isaac McKinnon	C	6'8"	187	So.
13	Brian Mekarski	G	6'1"	165	Sr.
51	Dean Rossin	C	6'5"	250	Sr.
21	David Tost	F	6'6"	175	Sr.

1980-81 SCHEDULE

Nov. 22	Edward Waters College .. UCF Gym
Nov. 28	Florida State University .. Tallahassee
Dec. 6	Florida Memorial College .. UCF Gym
Dec. 9	Morrison College .. UCF Gym
Dec. 12 & 13	TANGERINE BOWL TOURNAMENT .. Rollins College
Dec. 17	Berry College .. UCF Gym
Jan. 2	William Jewell College .. UCF Gym
Jan. 6	Marietta College .. UCF Gym
Jan. 8	University of Buffalo .. UCF Gym
Jan. 9 & 10	SWAMP FOX TOURNAMENT .. Florence, SC
Jan. 14	Florida Institute of Technology .. UCF Gym
Jan. 17	Biscayne College .. Miami
Jan. 21	Florida Southern Col. .. UCF Gym
Jan. 24	Eckerd College .. St. Petersburg
Jan. 28	St. Leo College .. St. Leo
Jan. 31	Rollins College .. UCF Gym
Feb. 4	Biscayne College .. UCF Gym
Feb. 7	Florida Southern Col. .. Lakeland
Feb. 11	Eckerd College .. UCF Gym
Feb. 13	Florida Institute of Technology .. Melbourne
Feb. 14	St. Leo College .. UCF Gym
Feb. 18	Rollins College .. Rollins College
Feb. 26, 27, 28	SUNSHINE STATE CONFERENCE TOURNAMENT .. Fla. Southern College, Lakeland




MINNESOTA

Game 2 Tuesday, December 2
(Minnesota)

Location Minneapolis, Minnesota
 Enrollment 47,500
 Conference Big Ten
 Nickname Golden Gophers
 Colors Maroon and Gold
 Arena Williams Arena (capacity: 17,500)
 Athletic Director Paul Giel
 Head Coach Jim Dutcher
 Head Coach's Record Career 211-100 — 11 Yrs. At School 89-60 — 5 Yrs.
 Assistant Coaches Jimmy Williams, Jesse Evans
 Sports Information Director Bob Peterson
 Office Phone (612) 373-5236
 Home Phone (612) 757-1538
 Basketball Phone (612) 373-4230
 1979-80 Record 21-11
 1979-80 Conference Record and Finish 10-8, 4th T
 Lettermen Returning 4
 Lettermen Lost 1
 Top Players Randy Breuer, 7.7/3.2, C; Darryl Mitchell, 10.5/2.9, G;
 Trent Tucker, 10.6/3.2, G-F
 Series Record 2-1
 Last Meeting 12-20-80 — 112-91 FSU



DUTCHER



MITCHELL

1980-81 MINNESOTA BASKETBALL ROSTER				Dec. 26-27	PILLSBURY CLASSIC
NAME	POS.	HT.	WT.	YEAR	Dec. 29-30
Breuer, Randy	G	7'2"	211	So.	Jan. 8
Coleman, Ben	F	6'9"	236	So.	Jan. 10
Dale, Carl	G	6'0"	176	Sr.	Jan. 15
Hall, Mark	G	6'2"	183	Jr.	Jan. 17
Hansen, Brian	G	6'3"	181	Fr.	Jan. 22
Holmes, Gary	C-F	6'10"	223	Jr.	Jan. 24
Howell, Zebedee	F	6'7"	206	So.	Jan. 29
Kaup, Bruce	G	6'1"	171	So.	Jan. 31
Mitchell, Darryl	G	6'4"	187	Jr.	Feb. 5
Petersen, Jim	F	6'10"	203	Fr.	Feb. 7
Thompson, Andy	F	6'6"	207	Jr.	Feb. 12
Tucker, Trent	G-F	6'5"	189	Jr.	Feb. 14
Wiley, John	F	6'7"	203	Jr.	Feb. 19
					Feb. 21
					Feb. 26
					Feb. 28
					Mar. 5
					Mar. 7

1980-81 SCHEDULE		
Nov. 29	NORTH DAKOTA STATE	Williams Arena
Dec. 2	FLORIDA STATE UNIVERSITY	Williams Arena
Dec. 5	Loyola University*	Chicago
Dec. 17	MARQUETTE UNIVERSITY	Williams Arena
Dec. 22	University of Louisville*	Louisville

WILSON	Williams Arena
WASHINGTON, YALE AND TEXAS TECH	Winston-Tire Classic* .. Los Angeles (Louisville, No. Carolina, USC)
WISCONSIN	Williams Arena
MICHIGAN	Williams Arena
Michigan State*	East Lansing
Illinois*	Champaign
OHIO STATE	Williams Arena
Iowa*	Iowa City
INDIANA	Williams Arena
NORTH-WESTERN	Williams Arena
Purdue*	Lafayette
Northwestern*	Evanston
IOWA	Williams Arena
PURDUE	Williams Arena
Ohio State*	Columbus
Indiana*	Bloomington
ILLINOIS	Williams Arena
MICHIGAN STATE	Williams Arena
Michigan*	Ann Arbor
Wisconsin*	Madison




JACKSONVILLE

Game 3 and 14 Saturday, December 6 (Tallahassee)
Tuesday, January 20 (Jacksonville)

Location Jacksonville, Florida
 Enrollment 2,200
 Conference Sun Belt
 Nickname Dolphins
 Colors Green, Gold and White
 Arena Jacksonville Memorial Coliseum (capacity: 9,194)
 Athletic Director Dr. Judson B. Harris, Jr.
 Head Coach **Tates Locke**
 Head Coach's Record Career 197-147 — 13 Yrs. At School 39-20 — 2 Yrs.
 Assistant Coaches Tom Barrise, John Baldwin, Mike Steele
 Sports Information Director Bill Goldring
 Office Phone (904) 744-3950
 Home Phone (904) 744-2250
 Basketball Phone (904) 744-3950
 1979-80 Record 20-9
 1979-80 Conference Record and Finish 10-4, Tied 2nd
 Lettermen Returning 9
 Lettermen Lost 2
 Top Players Mike Hackett, 13.8/7.7, F; Steve Tutson, 8.4/4.3, F;
 Jimmy Martin, 8.4/2.3, G
 Series Record 20-14
 Last Meeting 2-16-80, 64-55 FSU



LOCKE



HACKETT

1980 JACKSONVILLE BASKETBALL ROSTER

Name	Pos.	Ht.	Wt.	Year
Terry Brush	G/F	8'5"	195	Jr.
Harvin Council	G	6'4"	185	Fr.
Linwood Davis	F/C	6'8"	200	So.
Garry Grier	G	6'2"	170	Fr.
Singh Guram	F	6'7"	200	Jr.
Mike Hackett	F	6'5"	210	Jr.
Jimmy Martin	G	6'3"	180	Sr.
Phil Parisi	G	5'10"	150	Sr.
Maurice Roulhac	G	5'8"	150	So.
Bobby Stovall	F	6'7"	175	So.
Barlow Taylor	C	6'9"	225	Jr.
Steve Tutson	F	6'7"	195	Jr.
Andy Williams	F	6'6"	230	Fr.

1980-81 SCHEDULE

Nov. 29	at Wake Forest
Dec. 2	ECKERD
Dec. 5	at Florida State
Dec. 9	FLORIDA A&M
Dec. 13	at St. Joseph's
Dec. 16	SOUTH FLORIDA*
Dec. 19-20	at Dayton Invitational (Dayton, Niagara, Mississippi, JU)
Dec. 26-27	GATOR BOWL TOURNAMENT (JU vs. Florida, Purdue vs. Georgia Tech)
Jan. 3	at UA Birmingham*
Jan. 5	UNC CHARLOTTE*
Jan. 7	GEORGIA STATE*
Jan. 10	ST. JOSEPH'S
Jan. 17	at South Alabama*
Jan. 20	FLORIDA STATE
Jan. 24	UA BIRMINGHAM*
Jan. 27	SOUTH ALABAMA*
Jan. 29	at Virginia Commonwealth*
Feb. 3	at Stetson
Feb. 7	at South Florida*
Feb. 10	at UNC Charlotte*
Feb. 12	at Georgia State*
Feb. 17	STETSON
Feb. 22	VIRGINIA COMMONWEALTH
Feb. 24	Ga. Southwestern
Feb. 27-28	SUN BELT CONFERENCE TOURNAMENT
Mar. 1	SUN BELT CONFERENCE TOURNAMENT

*Sun Belt Conference Game




FLORIDA

Game 4 & 16 Saturday, December 13 (Jacksonville)
Monday, January 26 (Gainesville)

Location Gainesville, Florida
 Enrollment 31,000
 Conference Southeastern
 Nickname Gators
 Colors Orange and Blue
 Arena Stephen C. O'Connell (Capacity: 12,500)
 Athletic Director Bill Carr
 Head Coach Norman Sloan
 Head Coach's Record Career 477-264 — 28 Yrs. At School 85-63 — 6 Yrs.
 Assistant Coaches Monte Towé, James Brown, Elden Kamia, Biff Nichols
 Sports Information Director Dwight Johnson
 Office Phone (904) 392-0641
 Home Phone (904) 371-0124
 Basketball Phone (904) 392-0625
 1979-80 Record 7-21
 1979-80 Conference Record and Finish 2-16, Tenth
 Lettermen Returning 2
 Lettermen Lost 3
 Top Players Mark Giombetti, 12.4/2.6, G; Mike Milligan, 10.2/3.9, F
 Series Record 7-18
 Last Meeting 12-08-80, 87-70 FSU



SLOAN



GIOMBETTI

1980-81 FLORIDA BASKETBALL ROSTER

Name	Pos.	Year	Ht.	Wt.
Vernon Delancy	F	Fr.	6'5"	190
Mark Giombetti	G	Sr.	6'2"	175
Mike Milligan	F	Jr.	6'5"	200
Marty Perry	G	Fr.	6'1"	170
Tim Strawbridge	F	Fr.	6'8"	210
Grip Watts	C	Fr.	6'10"	240
Ronnie Williams	F	Fr.	6'8"	220

1980-81 SCHEDULE

Nov. 29 —	Biscayne	Away
Dec. 5	Mississippi State	Home
Dec. 13	Florida State	Jacksonville
Dec. 18	Florida Southern	Home
Dec. 20	Missouri Western	Home
Dec. 26-27	Gator Bowl Tournament	Jacksonville
Dec. 30	East Tennessee	Home
Jan. 3	Louisiana State	Home
Jan. 7	Georgia	Away
Jan. 10	Auburn	Home
Jan. 14	Tennessee	Away
Jan. 17	Mississippi	Home
Jan. 21	Kentucky	Away
Jan. 24	Alabama	Home
Jan. 26	Florida State	Home
Jan. 28	Vanderbilt	Home
Jan. 31	Louisiana State	Away
Feb. 4	Georgia	Home
Feb. 7	Auburn	Away
Feb. 11	Tennessee	Home
Feb. 14	Mississippi	Away
Feb. 18	Kentucky	Home
Feb. 21	Alabama	Away
Feb. 25	Vanderbilt	Away
Feb. 28	Mississippi State	Away
Mar. 4-7	SEC Tournament	Birmingham

**Gator Bowl Participants — Georgia Tech, Purdue, Jacksonville University



AUBURN

Game 5 Wednesday, December 17 (Birmingham)

Location..... Auburn, Alabama
 Enrollment..... 18,431
 Conference..... Southeastern (SEC), 10 Members
 Nickname..... Tigers
 Colors..... Burnt Orange and Navy Blue
 Arena..... Memorial Coliseum (Capacity: 13,000)
 Athletic Director..... Leo Hayley
 Head Coach..... Sonny Smith
 Head Coach's Record: Career 53-57 — 4 Yrs. At School 23-34 — 2 Yrs.
 Assistant Coaches..... Herbert Greene, Mack McCarthy, Herman Williams
 Sports Information Director..... Buddy Davidson
 Office Phone..... (205) 826-4750
 Home Phone..... (205) 821-3333
 Basketball Phone..... (205) 826-4174
 1979-80 Record..... 10-18
 1979-80 Conference Record and Finish..... 5-13, 9th SEC
 Lettermen Returning..... 9
 Lettermen Lost..... 4
 Top Players..... Earl Banks, 7.3/5.9, F; Darrell Lockhart, 8.8/5.4, F;
 Frank Poindexter, 8.6/2.5, F
 Series Record..... 5-14
 Last Meeting..... 2-04-80, 73-69 FSU



SMITH



LOCKHART

1980-81 AUBURN BASKETBALL ROSTER

Name	Pos.	Class	Ht.	Wt.
Earl Banks	F	Sr.	6'7"	220
Mark Cahill	F	Fr.	6'7"	195
Kenny Carter	G	Jr.	6'1"	180
Bobby Cattage	C	Sr.	6'9"	210
Paul Daniels	G	Fr.	6'0"	170
Jim Devaney	G	So.	6'1"	170
Byron Henson	G	So.	6'3"	170
Mark Kot	G	So.	6'2"	160
Darrell Lockhart	F	So.	6'9"	215
Vince Mariello	G	Fr.	6'6"	190
Alvin Mumphord	G	So.	6'2"	170
Frank Poindexter	F	So.	6'6"	185
Eric Stringer	G	Sr.	6'1"	185
Greg Turner	F	Fr.	6'7"	195

1980-81 AUBURN BASKETBALL SCHEDULE

Nov. 17	REPUBLIC OF CHINA
	NAT. TEAM (Exb)..... AUBURN
Dec. 1	TOWSON STATE UNIV..... AUBURN

Dec. 3	TENNESSEE..... AUBURN
Dec. 6	ARMSTRONG STATE COLLEGE..... AUBURN
Dec. 8	TENNESSEE TECH..... AUBURN
Dec. 13	ECKERD COLLEGE..... AUBURN
Dec. 17	Florida State Univ..... Birmingham
Dec. 20	Austin Peay State University..... Clarksville
Dec. 29-30	Blade Glass Class o..... Toledo
Jan. 3	Ole Miss..... Oxford
Jan. 7	KENTUCKY..... AUBURN
Jan. 10	Florida..... Gainesville
Jan. 14	VANDERBILT (TV)..... AUBURN
Jan. 17	Mississippi State..... Starkville
Jan. 21	LSU (TV)..... AUBURN
Jan. 24	Georgia..... Athens
Jan. 28	Alabama..... Tuscaloosa
Jan. 31	OLE MISS..... AUBURN
Feb. 4	Kentucky..... Lexington
Feb. 7	FLORIDA (TV)..... AUBURN
Feb. 11	Vanderbilt..... Nashville
Feb. 14	MISSISSIPPI STATE..... AUBURN
Feb. 18	LSU..... Baton Rouge
Feb. 21	GEORGIA..... AUBURN
Feb. 25	ALABAMA..... AUBURN
Feb. 28	Tennessee..... Knoxville
Mar. 4-7	SEC Tournament..... Birmingham




MISSOURI

Game 6 Saturday, December 20
Cotton States Tournament (Atlanta, Ga.)

Location Columbia, Missouri
 Enrollment 23,264
 Conference Big Eight
 Nickname Tigers
 Colors Black and Gold
 Arena Hearnes Multipurpose Building (Capacity: 12,777)
 Athletic Director Dave Hart
 Head Coach Norm Stewart
 Head Coach's Record Career 324-174 At School 227-132
 Assistant Coaches Gary Garner, George Scholz, Gene Jones,
 Grad. Asst. Bob Sundvold
 Sports Information Director Bill Callahan
 Office Phone (314) 882-6501 Ext. 210
 Home Phone (314) 442-5826
 Basketball Phone (314) 882-6501 Ext. 220
 1979-80 Record 25-6
 1979-80 Conference Record and Finish 11-3, Big 8 — First
 Lettermen Returning 9
 Lettermen Lost 3
 Top Players Curtis Berry, 14.4/7.5, F; Steve Stipanovich, 14.4/6.4;
 Ricky Frazier, 13.8/5.6
 Series Record 1-1
 Last Meeting 12-23-77, 97-64 FSU



STEWART



BERRY

1980-81 MISSOURI BASKETBALL ROSTER

Name	Pos.	Ht.	Wt.	Class
Curtis Berry	F	6'8"	205	Sr.
Carl Amos	F	6'9"	205	Sr.
Mark Dressler	F	6'6"	200	Jr.
Mike Foster	G	6'3"	185	Sr.
Ricky Frazier	F	6'5"	184	Jr.
Steve Stipanovich	C	6'11"	240	So.
Joni Sundvold	G	6'2"	175	So.
Lex Drum	C-F	6'10"	230	So.
Barry Laurie	G	6'11"	165	So.
Marvin McCrary	G	6'4"		Jr.
Ron Jones	G	6'4"		Fr.
Richie Johnson	G-F	6'8"		Fr.
Shawn Teague	G	6'2"		Fr.
Billy Allen*	G	6'11"		Jr.

* Transfer eligible 81-82

1980-81 SCHEDULE

Nov. 21	RUSSIA	COLUMBIA
Nov. 25-30	Great Alaska Shoot-out	Anchorage
Dec. 5-6	SHOW-ME CLASSIC	COLUMBIA
Dec. 10	Illinois	St. Louis
Dec. 13	ST. LOUIS JUN. V.	COLUMBIA

Dec. 16

Dec. 19-20

Dec. 22

Jan. 3

Jan. 5

Jan. 7

Jan. 14

Jan. 17

Jan. 18

Jan. 21

Jan. 24

Jan. 28

Jan. 31

Feb. 4

Feb. 7

Feb. 11

Feb. 14

Feb. 18

Feb. 21

Feb. 25

Feb. 28

Mar. 3

Mar. 6-7

Mar. 12-14

U.S. INTERNATIONAL

UNIVERSITY COLUMBIA

Cotton States Classic Atlanta

BROWN JUN. V. COLUMBIA

Ora. Roberts Univ. Tulsa

NAVY COLUMBIA

LaSalle (Pa.) Kansas City

OKLAHOMA COLUMBIA

IOWA STATE COLUMBIA

Louisville Louisville

Kansas Lawrence

Nebraska Lincoln

OKLAHOMA STATE ... COLUMBIA

COLORADO COLUMBIA

Kansas State Manhattan

Iowa State Ames

KANSAS COLUMBIA

Oklahoma Norman

Oklahoma State Stillwater

NEBRASKA COLUMBIA

Colorado Boulder

KANSAS STATE COLUMBIA

Big Eight Post-Season

Tournament campus sites

First round

Big Eight Post-Season

Tournament Kansas City

semifinals and finals


NCAA Playoffs, first round




GEORGIA

Game 7 Cotton States Tournament (Atlanta) Friday, December 19

Location	Athens, Georgia
Enrollment	22,500
Conference	Southeastern
Nickname	Bulldogs
Colors	Red and Black
Arena	The Coliseum (Capacity: 11,200)
Athletic Director	Vince Dooley
Head Coach	Hugh Durham
Head Coach's Record	Career 258-122 At School 28-27 — 2 Yrs.
Assistant Coaches	Roger Banks, Don Beasley, Larry Gay
Sports Information Director	Claude Felton
Office Phone	(404) 542-1621
Home Phone	(404) 769-8288
Basketball Phone	(404) 542-1432
1979-80 Record	14-13
1979-80 Conference Record and Finish	7-12, 6th place finish
Lettermen Returning	7
Lettermen Lost	5
Top Players	Dominique Wilkins, 18.6/6.5; Terry Fair, 13.6/10.0; Lamar Heard, 4.6/3.3
Series Record	18-9
Last Meeting	3-05-66, 87-69 FSU



DURHAM



FAIR

1980-81 GEORGIA BASKETBALL ROSTER

Name	Pos.	Ht.	Wt.	Class
James Banks	F	6'6"	196	Fr.
Terry Fair	F	6'7"	205	So.
Vern Fleming	G	6'5"	170	Fr.
Derrick Floyd	G	6'3"	177	So.
Wilmore Fowler	G	6'1"	175	Jr.
Lamar Heard	F	6'5"	166	So.
Mike Morris	F	6'7"	225	So.
Bobby Miles	G	6'9"	215	So.
Eddie Small	F-G	6'5"	190	Jr.
Sid Truesdale	F	6'5"	185	Fr.
Phil Wallace	G	6'4"	175	Fr.
Dominique Wilkins	F	6'8"	189	So.

1980-81 SCHEDULE

Nov. 19	MARATHON OIL (AAU)	ATHENS
Dec. 1	TROY STATE	ATHENS
Dec. 6	Georgia Tech	Atlanta
Dec. 12-13	Oil Capital Classic	Tulsa (Oral Roberts, Tulsa, Tulane)
Dec. 16	CARSON-NEWMAN	ATHENS
Dec. 19-20	Cotton States Classic	Atlanta (Missouri, LI-Chattanooga, FSU)
Dec. 23	OLE MISS*	ATHENS
Dec. 30	GEORGIA TECH	ATHENS
Jan. 3	Kentucky*	Lexington
Jan. 7	FLORIDA*	ATHENS
Jan. 10	Vanderbilt*	Nashville
Jan. 14	MISSISSIPPI STATE*	ATHENS
Jan. 17	LSU*	Baton Rouge
Jan. 21	ALABAMA*	ATHENS
Jan. 24	AUBURN*	ATHENS
Jan. 28	Tennessee*	Knoxville
Jan. 31	KENTUCKY*	ATHENS
Feb. 4	Florida*	Gainesville
Feb. 7	VANDERBILT*	ATHENS
Feb. 11	Mississippi State*	Starkville
Feb. 14	LSU*	ATHENS
Feb. 18	Alabama*	Tuscaloosa
Feb. 21	Auburn*	Auburn
Feb. 25	TENNESSEE*	ATHENS
Feb. 28	Ole Miss*	Oxford
Mar. 4-7	S.E.C. TOURNAMENT	Birmingham

*S.E.C. GAME



TENNESSEE — CHATTANOOGA

Game 7 **Saturday, December 20**
Cotton States Tournament (Atlanta, Ga.)

Location Chattanooga, Tennessee
 Enrollment 8,000
 Conference Southern
 Nickname Mocs or Moccasins
 Colors Blue and Gold
 Arena Maclellan Gymnasium
 Athletic Director Harold Wilkes
 Head Coach Murray Arnold
 Head Coach's Record Career 172-88 At School 13-14
 Assistant Coaches Frank Kerns, Rich Daly, and Kevin Gray
 Sports Information Director Jim Bell
 Office Phone (615) 755-4148
 Home Phone (615) 877-2744
 Basketball Phone (615) 755-4681
 1979-80 Record 13-14
 1979-80 Conference Record and Finish 7-9
 Lettermen Returning 9
 Lettermen Lost 2
 Top Players Eric Smith, 13.0/6.0, F; James Jones, 12.1/4.5, F;
 Randy Harris, 10.2/4.8, F
 Series Record 2-01-75, 11-1-70 FSU, 2-0
 Last Meeting First Meeting



ARNOLD



SMITH

TENNESSEE AT CHATTANOOGA
1980-81 BASKETBALL ROSTER

No.	Name	Ht.	Wt.	Pos.	Year
42	James Jones	6'5"	200	F	Sr.
51	Mark Maynor	6'4"	185	F	Sr.
30	Eric Smith	6'4"	190	F	Sr.
20	Nick Morken	6'2"	170	G	Jr.
52	Russell Schoene	6'8"	210	C	Jr.
16	Calvin Cochran	6'4"	175	G	Jr.
34	Randy Harris	6'6"	185	F	So.
24	Glenn Washington	6'3"	170	G	So.
32	Kevin Hicks	6'10"	220	C	So.
40	Stanley Lawrence	6'8"	210	F	So.
22	William "Skip" Clark	6'3"	205	G	So.
54	Stanford Strickland	6'6"	200	F	Fr.
12	Chris McCray	6'2"	170	G	Fr.
41	Stanley Cochran	6'4"	175	G	Fr.
44	Willie White	6'3"	195	G	Fr.

1980-81 SCHEDULE

Nov. 29	Maryville College Home
Dec. 1	Middle Tennessee Murfreesboro
Dec. 8	VMI Home
Dec. 13	Tennessee Temple Home
Dec. 15	Tennessee State Home
Dec. 17	Davidson Charlotte
Dec. 19-20	Cotton State Tournament Atlanta (Georgia, Missouri, Florida State, and UTC)
Dec. 29-30	Choo Choo Classic Home (Morcer, Georgia Southern, Sou- theast Louisiana, and UTC)
Jan. 2	Furman Home
Jan. 5	Citadel Home
Jan. 10	Appalachian State Home
Jan. 12	Marshall Home
Jan. 14	Tennessee State Nashville
Jan. 19	Citadel Charleston
Jan. 24	Furman Greenville
Jan. 27	Western Carolina Gullowhee
Jan. 31	East Tenn. State Johnson City
Feb. 2	Appalachian State Boone
Feb. 7	Davidson Home
Feb. 9	East Tennessee State Home
Feb. 12	Western Carolina Home
Feb. 14	Marshall Huntington
Feb. 16	VMI Lexington
Feb. 21	Middle Tennessee Home
Feb. 28	Southern Conference Tournament TBA



MEMPHIS STATE

Game 9 & 25 Saturday, January 3 (Tallahassee)
Saturday, February 28 (Memphis)

Location.....Memphis, Tennessee
Enrollment.....21,500
Conference.....Metro
Nickname.....Tigers
Colors.....Blue and Gray
Arena.....Mid-South Coliseum
Athletic Director.....Billy J. Murphy
Head Coach.....Dana Kirk
Head Coach's Record.....Career 149-95 At School 13-14
Assistant Coaches.....Larry Finch and Lee Fowler
Sports Information Director.....Bob Winn
Office Phone.....(901) 484-2337
Home Phone.....(901) 685-8402
Basketball Phone.....(901) 454-2346
1979-80 Record.....13-14
1979-80 Conference Record and Finish.....6-8 Third
Lettermen Returning.....9
Lettermen Lost.....4
Top Players.....Hank McDowell, 10.1/7.5, G; Otis Jackson, 12.1/2.8, G;
Donnis Isbell, 11.3/6.6, F
Series Record.....14-12
Last Meeting.....2-07-80 55-54 FSU



KIRK



McDOWELL

1980-81 MEMPHIS STATE BASKETBALL ROSTER

No.	Name	Pos.	Ht.	Wt.	Class
10	Otis Jackson	G	6'1"	170	Jr.
12	Joe Parker	G	6'3"	175	So.
22	Greg Moore	G	6'2½"	180	Sr.
23	A. Maceo Battle	F	6'8½"	195	So.
31	Jeff Battle	F	6'4"	195	Jr.
32	Dennis Isbell	F	6'7"	196	Sr.
35	Derrick Phillips	C-F	6'8½"	230	Fr.
40	Garry Taylor	F	6'6½"	225	Jr.
41	Bubba Luckett	G	6'2"	175	So.
42	Hank McDowell	C	6'8½"	198	Sr.
55	Tony Hubbard	C	6'7½"	225	So.
	Phillip Haynes	G	6'3"	180	Fr.
	Bobby Parks	G	6'5"	185	Fr.
	Johnie Gipson	F	6'8"	195	Jr.

1980-81 SCHEDULE

Nov. 28	Metro Doubleheader..... Home (Tulane — Ok. City — 7:00 P.M.) (MSU — Southern Ill. — 9:00 P.M.)
Nov. 29	Metro Doubleheader..... Home (Tulane — Southern Ill. — 7:00 P.M.) (MSU — Ok. City — 9:00 P.M.)
Dec. 4	Southwestern Louisiana..... Away

Dec. 6	Southern Mississippi..... Home
Dec. 13	Arkansas State..... Home
Dec. 18	Delta State..... Home
Dec. 20	Livingston University..... Home
Dec. 23	Vanderbilt..... Away
Dec. 30	Ole Miss..... Away
Jan. 3	Florida State (TV) 1:30 P.M. EST..... Away
Jan. 6	Kansas..... Home
Jan. 9	Tulane..... Away
Jan. 13	Marquette..... Away
Jan. 17	St. Louis (TV) 12:30 P.M. CST..... Home
Jan. 19	Tulane (TV) 8:05 P.M. CST..... Home
Jan. 22	Louisville..... Home
Jan. 24	Virginia Tech..... Home
Jan. 31	Cincinnati..... Away
Feb. 2	Murray State..... Away
Feb. 7	Cincinnati..... Home
Feb. 11	Southern Mississippi..... Away
Feb. 16	Louisville (TV) 8:05 P.M. EST..... Away
Feb. 19	St. Louis..... Away
Feb. 21	Virginia Tech (TV) 1:30 P.M. EST..... Away
Feb. 23	Penn State..... Home
Feb. 28	Florida State (TV) 12:30 P.M. CST..... Home
Mar. 5	METRO CONFERENCE
Mar. 7	TOURNAMENT..... Louisville, Ky.



CINCINNATI


Game 10 & 21

Monday, January 5 (Cincinnati) Saturday, February 14 (Tallahassee)

Location..... Cincinnati, Ohio
 Enrollment..... 39,000
 Conference..... Metro
 Nickname..... Bearcats
 Colors..... Red and Black
 Arena..... Riverfront Coliseum (capacity: 17,000)
 Athletic Director..... Mike McGee
 Head Coach..... Ed Badger
 Head Coach's Record..... Career 26-29 At School 26-29
 Assistant Coaches..... Ken Banaszek, Harry Meeks, Don Smith
 Sports Information Director..... Tom Hathaway
 Office Phone..... (513) 475-5091
 Basketball Phone..... (513) 475-5847
 1979-80 Record..... 13-15
 1979-80 Conference Record and Finish..... 3-9 (tied sixth)
 Lettermen Returning..... 10
 Lettermen Lost..... 1
 Top Players..... Dwight Jones, 8.8/7.5, C; Bobby Austin, 14.6/4.5, F-G;
 David Kennedy, 10.5/4.1, G
 Series Record..... 7-3
 Last Meeting..... 2-29-80, 79-69 FSU



BADGER



JONES

1980-81 CINCINNATI BASKETBALL ROSTER

Player	Pos.	Ht.	Wt.	Year
Bobby Austin	F	6'3"	190	So.
Jeff Bentley	F	6'4"	185	Sr.
Lonnie Camper	F	6'8"	180	Sr.
Mark Dorris	F	6'5"	195	Fr.
David Duarte	F-C	6'8"	205	Jr.
Jim Evers	F	6'5"	215	So.
Kevin Gaffney	F	6'5"	215	Fr.
John Graves	F-C	6'10"	205	Fr.
Doc Holden	F	6'6"	197	Jr.
Junior Johnson	G	6'0"	165	Fr.
Dwight Jones	C	6'8"	200	Fr.
David Kennedy	G	6'2"	165	Jr.
Doug Schloemer	F-G	6'5"	195	So.
Greg Slider	F	6'5"	205	Jr.
Clinton Sutherland	F-C	6'8"	205	Jr.
Brad Waller	G	6'4"	195	Fr.

1980-81 SCHEDULE

Nov. 25	CZECHOSLOVAKIA (EXHIBITION)..... CINCINNATI
Dec. 1	ROLLINS..... CINCINNATI

Dec. 5-6	Fiesta Classic..... Tempe
Dec. 10	Miami..... Oxford
Dec. 13	Temple..... Philadelphia
Dec. 17	BRADLEY..... CINCINNATI
Dec. 20	HOLY CROSS..... CINCINNATI
Dec. 22	Va. Commonwealth..... Richmond
Dec. 30	DAYTON*..... CINCINNATI
	SMU vs. CORNELL
	ILLINOIS CHICAGO
	CIRCLE..... CINCINNATI
Jan. 5	FLORIDA STATE..... CINCINNATI
Jan. 10	LOUISVILLE..... CINCINNATI
Jan. 12	BOSTON U..... CINCINNATI
Jan. 17	VIRGINIA TECH..... CINCINNATI
Jan. 22	Duquesne..... Pittsburgh
Jan. 24	St. Louis..... St. Louis
Jan. 27	Tulane..... New Orleans
Jan. 31	MEMPHIS STATE..... CINCINNATI
Feb. 3	Loyola-Chicago..... Chicago
Feb. 7	Memphis State..... Memphis
Feb. 10	TULANE..... CINCINNATI
Feb. 14	Florida State..... Tallahassee
Feb. 18	Xavier..... CINCINNATI
Feb. 21	ST. LOUIS..... CINCINNATI
Feb. 23	Louisville..... Louisville
Feb. 28	Virginia Tech..... Blacksburg
Mar. 5, 6, 7	Metro Conference Tournament..... Louisville


*Doubleheader




BAPTIST COLLEGE

Game 11 Saturday, January 10 (Tallahassee)

Location..... Charleston, SC
 Enrollment..... 2800
 Conference..... Independent
 Nickname..... Buccaneers
 Colors..... Blue and Gold
 Arena..... Baptist College Fieldhouse (2200)
 Athletic Director..... Howard Bagwell
 Head Coach..... Phil Carter
 Head Coach's Record..... Career 55-50 At School First Year
 Assistant Coaches..... Wayne Embry, Tom Seitz, Jerry Seale
 Sports Information Director..... Howie Bagwell
 Office Phone..... (803) 797-4119
 Home Phone..... (803) 797-4355
 Basketball Phone..... (803) 797-4118
 1979-80 Record..... 2-23
 1979-80 Conference Record and Finish..... Independent
 Lettermen Returning..... 3
 Lettermen Lost..... 3
 Top Players..... Eddie Talley, 17.7/6.1, F; Joey Kennedy, 15.0/11.0, C-F;
 Eric Tennille, 14.0/2.1, G
 Series Record..... 2-0
 Last Meeting..... 2-05-77, 139-72 FSU



CARTER



TALLEY

1980-81 BAPTIST COLLEGE BASKETBALL ROSTER						1980-81 SCHEDULE	
Name	Ht.	Wt.	Class	Pos.			
Ken Baltimore	6'0"	180	Fr.	G	Nov. 29		at Furman
McKithier Bodison	6'3"	190	Fr.	G	Dec. 1		METHODIST
John Breckenridge	6'7"	210	Jr.	F	Dec. 6		at Western Carolina
Joey Kennedy	6'8"	200	Jr.	F	Dec. 8		PRESBYTERIAN
Steve Meadows	6'9"	215	Fr.	C	Dec. 10		COLLEGE OF CHARLESTON
Marcus Neal	6'3"	185	Jr.	G	Jan. 2		GREENSBORO
Larry Nesmith	6'0"	175	Sr.	G	Jan. 5		at Campbell
Howard Richardson	6'1"	180	Jr.	G	Jan. 7		at George Mason
Dennis Samskey	6'8"	225	Jr.	C	Jan. 10		at Florida State
Eddie Talley	6'7"	210	Jr.	F	Jan. 12		GEORGIA SOUTHERN
Eric Tennille	6'4"	185	Sr.	G	Jan. 14		VIRGINIA MILITARY INSTITUTE
Reggie Walker	6'5"	190	Jr.	F	Jan. 17		WOFFORD
Doug Young	6'6"	210	Fr.	F	Jan. 19		at Howard
					Jan. 21		at S. C. State
					Jan. 24		at UNC-Wilmington
					Jan. 26		at East Carolina
					Jan. 28		DELAWARE STATE
					Jan. 31		at James Madison
					Feb. 2		UNC-WILMINGTON
					Feb. 4		at College of Charleston
					Feb. 5		at Mercer
					Feb. 9		S. C. STATE
					Feb. 11		CAMPBELL
					Feb. 14		at Georgia Tech
					Feb. 18		GEORGE MASON
					Feb. 25		at Citadel
					Feb. 28		at Georgia Southern




VIRGINIA TECH

Game 12 & 22 Monday, January 12 (Blacksburg)
Monday, February 16 (Tallahassee)

Location Blacksburg, Virginia
 Enrollment 20,000
 Conference Metro
 Nickname Hokies, Gobblers
 Colors Maroon and Orange
 Arena Cassell Coliseum (Capacity: 10,000)
 Athletic Director Bill Dooley
 Head Coach Charles Moir
 Head Coach's Record Career 260-112 At School 81-35
 Assistant Coaches Frankie Allen, Don Brown
 Sports Information Director Jack Williams
 Office Phone (703) 861-6726
 Home Phone (703) 552-4084
 Basketball Phone (703) 861-6725
 1979-80 Record 21-8
 1979-80 Conference Record and Finish 8-4 (second)
 Lettermen Returning 6
 Lettermen Lost 4
 Top Players Dale Solomon, 16.7/7.7, F-C; Jeff Schneider, 9.0/1.6, G;
 Dexter Reid, 5.9/2.7, G
 Series Record 2-5
 Last Meeting 2-22-80, 76-78 VPI



MOIR



SOLOMON

1980-81 VIRGINIA TECH BASKETBALL ROSTER

No.	Name	Pos.	Ht.	Class	Date	Location
10	Page Moir	G	5'11"	So.	Dec. 10	East Tenn. State Johnson City
11	Dexter Reid	G	6'1"	Sr.	Dec. 13	West Virginia Charleston
12	Linwood Henson	G-F	6'4"	So.	Dec. 16	Virginia Tech Classic Blacksburg
14	Mark Shrader	G	5'11"	Sr.	Dec. 20	Virginia Tech Classic Blacksburg
15	Tim Lewis	G	6'1"	Fr.	Dec. 28	Times-Dispatch Tournament Richmond
22	Mickey Hardy	G	6'2"	Jr.	Dec. 30	Times-Dispatch Tournament Richmond
23	Reggie Stepe	G	6'0"	So.	Jan. 3	Virginia (TV) Roanoke
24	Jeff Schneider	G	6'4"	Jr.	Jan. 10	William & Mary Blacksburg
25	Michael Cooke	F	5'5"	So.	Jan. 12	Florida State* Blacksburg (Metro TV)
32	Gordy Bryan	F	6'5"	Jr.	Jan. 17	Cincinnati* Cincinnati
33	Ron Everhart	G	6'4"	Fr.	Jan. 21	William & Mary Williamsburg
35	Dale Solomon	F-C	6'8"	Jr.	Jan. 24	Memphis State* Memphis
42	John Dixon	F	6'9"	Fr.	Jan. 26	St. Louis* St. Louis (Metro TV)
44	David Bennett	F	6'6"	Sr.	Jan. 29	Liberty Baptist Blacksburg
50	Calvin Oldham	F	6'8"	Jr.	Jan. 31	Louisville* (TVS) Louisville
52	Steve Ratliff	C	6'11"	Fr.	Feb. 1	George Washington Blacksburg
					Feb. 7	Tulane* Blacksburg
					Feb. 9	Louisville* Blacksburg (Metro TV)
					Feb. 14	St. Louis* Blacksburg (Metro TV)
					Feb. 16	Florida State* Tallahassee
					Feb. 18	Tulane* New Orleans
					Feb. 21	Memphis State Blacksburg (Metro TV)
					Feb. 28	Cincinnati* Blacksburg (TVS)

1980-81 SCHEDULE

Nov. 19	Scott and National Team (Exhibition) Blacksburg
Nov. 29	Jonis Hopkins Blacksburg
Dec. 1	Richmond Blacksburg
Dec. 3	Mississippi State Starkville

*Metro Conference Games




LOUISVILLE

Game 13 & 19 Saturday, January 17 (Louisville)
Saturday, February 7 (Tallahassee)

Location Louisville, Kentucky
 Enrollment 19,000
 Conference Metro
 Nickname Fighting Cardinals
 Colors Red, Black and White
 Arena Freedom Hall (Capacity: 16,613)
 Athletic Director Bill Olsen
 Head Coach Denny Crum
 Head Coach's Record Career 219-55 — 9 Yrs. At School 219-55
 Assistant Coaches Bob Dotson, Wade Houston, Jerry Jones
 Sports Information Director Joe Yates
 Office Phone (502) 588-6581
 Home Phone (502) 239-4340
 Basketball Phone (502) 588-5651
 1979-80 Record 33-3
 1979-80 Conference Record and Finish 12-0, First
 Lettermen Returning 11
 Lettermen Lost 2
 Top Players Derek Smith, 14.8/8.3, F; Wiley Brown, 10.4/5.6, F;
 Rodney McCray, 7.8/7.5, C
 Series Record 3-11
 Last Meeting 3-01-80, 72-81 UL



CRUM



SMITH

1980-81 LOUISVILLE BASKETBALL ROSTER

Name	Pos.	Ht.	Wt.	Class
Wiley Brown	F-C	6'8"	220	Jr.
Roger Burkman	G	6'5"	175	Sr.
Steve Clark	G	6'5"	175	So.
Daryl Cleveland	F	6'7"	190	Sr.
Greg Deuser	G	6'0"	170	Jr.
Jerry Eaves	G	6'4"	180	Jr.
Lancaster Gordon	G	6'3"	165	Fr.
Charles Jones	F-C	6'8"	215	Fr.
Rodney McCray	F-C	6'7"	220	So.
Scooter McCray	F-G	6'8"	165	So.
Marty Pulliam	C	6'9"	225	Jr.
Derek Smith	F	6'6"	205	Jr.
Poncho Wright	G-F	6'5"	195	Jr.

Dec. 6	Oklahoma State Univ. Stillwater
Dec. 13	University of Maryland Home
Dec. 20	University of Utah Home
Dec. 22	University of Minnesota Home
Dec. 29-30	Winston Tire Classic ... Los Angeles (U of Lvs. No. Carolina USC vs. Minnesota)
Jan. 3	Kansas State Univ. Manhattan
Jan. 5	Tulane University* New Orleans
Jan. 10	Univ. of Cincinnati* Cincinnati
Jan. 17	Florida State University* Home
Jan. 18	University of Missouri Home
Jan. 22	Memphis State Univ.* Memphis
Jan. 27	Providence College Home
Jan. 29	St. Louis University* Home
Jan. 31	Virginia Tech* Home
Feb. 2	U.S. International Univ. Home
Feb. 4	Tulane University* Home
Feb. 7	Florida State Univ.* Tallahassee
Feb. 9	Virginia Tech* Blacksburg
Feb. 14	Marquette University Milwaukee
Feb. 16	Memphis State Univ.* Home
Feb. 18	Iona College Home
Feb. 23	University of Cincinnati* Home
Feb. 25	St. Louis University* St. Louis
Feb. 28	Western Kentucky Univ. Home
Mar. 5-7	Metro Conference Tourm. Home

1980-81 SCHEDULE

Nov. 22	Tip-off Classic (DePaul) Springfield
Dec. 4	University of Tulsa Tulsa

*Indicates Metro Conference Games




TULANE

Game 14 & 16 Saturday, January 24 (Tallahassee)
Saturday, January 31 (New Orleans)

Location New Orleans, Louisiana
 Enrollment 9,633
 Conference Metro
 Nickname Green Wave
 Colors Olive Green and Sky Blue
 Arena Superdome (Capacity: 40,000)
 Athletic Director Hindman Wall
 Head Coach Roy Danforth
 Head Coach's Record Career 181-146 At School 33-75
 Assistant Coaches Tom Green, Jim Lewis, John Bobzien
 Sports Information Director M. L. Lagarde
 Office Phone (504) 865-4391
 Home Phone (504) 865-7967
 Basketball Phone (504) 865-6137
 1979-80 Record 10-17
 1979-80 Conference Record and Finish 3-9 (tied for sixth)
 Lettermen Returning 11
 Lettermen Lost 2
 Top Players Paul Thompson, 15.0/8.2, F; Joe Holston, 12.9/3.0, G;
 Micah Blunt, 10.0/6.4, F-C
 Series Record 13-4
 Last Meeting 2-28-80, 85-73 FSU



DANFORTH



THOMPSON

1980-81 TULANE BASKETBALL ROSTER

Name	Pos.	Ht.	Wt.	Class
10 Daryl Moreau	G	6'2"	160	So.
12 Craig Harris	G	5'9"	160	Sr.
14 Reggie Duke	G	6'2"	165	Jr.
15 Joe Holston	G	6'4"	175	Jr.
20 Reggie McLaurin	G	6'2"	185	Sr.
22 Jim Hurd	G-F	6'4"	185	Sr.
30 Jimmy Elliott	G	6'2"	175	Fr.
32 Clarence James	F	6'6"	195	Sr.
33 Paul Thompson	F	6'6"	190	So.
34 Gary Delph	G	6'2"	175	Fr.
44 Eric Dozier	F	6'7"	200	Sr.
50 Micah Blunt	F	6'9"	195	Jr.
52 Steve Carpenter	C	7'0"	220	So.

1980-81 SCHEDULE

		Nov. 29	Tulane vs. Texas Tech	Memphis
		Dec. 2	Memphis St. vs. Oklahoma City Univ.	Memphis
		Dec. 6	At Rice	Houston
		Dec. 10	At Louisiana State	Baton Rouge
		Dec. 12, 13	Roosevelt University	Home
			Oil Capital Classic	Tulsa
			Tulane, Georgia, Tulsa, Oral Roberts	
		Dec. 20	Louisiana State	Home
		Jan. 3	Louisville	Home
		Jan. 6	Fredonia State	Home
		Jan. 9	Memphis State	Home
		Jan. 13	Mercer	Home
		Jan. 17	New Orleans	Home
		Jan. 19	At Memphis State	Memphis
		Jan. 24	At Florida State	Tallahassee
		Jan. 27	Cincinnati	Home
		Jan. 31	Florida State	Home
		Feb. 2	At St. Louis University	St. Louis
		Feb. 4	At Louisville	Louisville
		Feb. 7	At University Southern	
			Mississippi	Hattiesburg
		Feb. 10	At Cincinnati	Cincinnati
		Feb. 18	Virginia Tech	Home
		Feb. 22	At University of	
			New Orleans	New Orleans
		Feb. 25	At Virginia Tech	Blacksburg
		Feb. 27	St. Louis University	Home
		Mar. 2	University of Southern	
			Mississippi	Home
Nov. 28	Memphis State			
	Doubleheader		Memphis	
	Tulane vs. Oklahoma City Univ.			
	Memphis State vs. Texas Tech			

1980 FLORIDA STATE ALPHABETICAL BASKETBALL ROSTER

No.	Name	Pos.	Ht.	Wt.	Class	Hometown
43	Kris Anderson	C-F	6'9"	220	Sr.	Yulee, Fla.
10	Rodney Arnold	G	6'4"	195	Jr.	Kingsport, Tenn.
20	James Bozeman	F	6'5"	200	Jr.	Tallahassee, Fla.
24	Greg Collinsworth	F	6'4"	195	Jr.	Titusville, Fla.
22	Mickey Dillard	G	6'3"	170	Sr.	Dania, Fla.
3	Steve Dillard	G	6'4"	185	Jr.	Pensacola, Fla.
35	Oren Gilmore	F	6'9"	190	Fr.	Chicago, Ill.
33	Donnie Kuhl	C	6'9"	235	Sr.	Orlando, Fla.
32	Scott Matchett	F	6'3"	185	Sr.	Jacksonville, Fla.
11	Bobby Parks	G	5'11"	160	Sr.	Clearwater, Fla.
42	Elvis Rolle	C	6'10"	215	Sr.	Ft. Pierce, Fla.
54	Pernell Tookes	F	6'6"	185	Jr.	Orlando, Fla.
12	Ed Young	G	6'3"	175	So.	Houston, Tex.

1980 FLORIDA STATE NUMERICAL BASKETBALL ROSTER

No.	Name	Pos.	Ht.	Wt.	Class	Hometown
3	Steve Dillard	G	6'4"	185	Jr.	Pensacola, Fla.
10	Rodney Arnold	G	6'4"	195	Jr.	Kingsport, Tenn.
11	Bobby Parks	G	5'11"	160	Sr.	Clearwater, Fla.
12	Ed Young	G	6'3"	175	So.	Houston, Tex.
20	James Bozeman	F	6'5"	200	Jr.	Tallahassee, Fla.
22	Mickey Dillard	G	6'3"	170	Sr.	Dania, Fla.
24	Greg Collinsworth	F	6'4"	195	Jr.	Titusville, Fla.
32	Scott Matchett	F	6'3"	185	Sr.	Jacksonville, Fla.
33	Donnie Kuhl	C	6'9"	235	Sr.	Orlando, Fla.
35	Oren Gilmore	F	6'9"	190	Fr.	Chicago, Ill.
42	Elvis Rolle	C	6'10"	215	Sr.	Ft. Pierce, Fla.
43	Kris Anderson	C-F	6'9"	220	Sr.	Yulee, Fla.
54	Pernell Tookes	F	6'6"	185	Jr.	Orlando, Fla.

PRONUNCIATION GUIDE

James Bozeman	BOZ-man
Mickey Dillard	DIL-ard
Donnie Kuhl	Cool
Elvis Rolle	Roll
Pernell Tookes	Tooks



ST. LOUIS

Game 18 & 20 Wednesday, February 4 (St. Louis)
Monday, February 9 (Tallahassee)

Location St. Louis, Missouri 63108
 Enrollment 10,300
 Conference Metro
 Nickname Billikens
 Colors Blue and White
 Arena Checkerdome (Capacity: 19,000)
 Athletic Director Ron Ekker
 Head Coach Ron Ekker
 Head Coach's Record Career 196-149 At School 22-32
 Assistant Coaches Rick Starzecki, Harry Rogers
 Sports Information Director Dick O'Connor
 Office Phone (314) 658-3187
 Home Phone (314) 965-6722
 Basketball Phone (314) 658-3170
 1979-80 Record 12-15
 1979-80 Conference Record and Finish 4-8, Fifth Place
 Lettermen Returning 7
 Lettermen Lost 3
 Top Players David Burns, Guard
 Series Record 7-0
 Last Meeting 2-14-80, 71-69 FSU



EKKER



BURNS

1980-81 ST. LOUIS BASKETBALL ROSTER

Name	Pos.	Ht.	Wt.	Year
Darryl Anderson	F-G	6'4"	200	Fr.
Willie Becton	G	6'7"	205	Fr.
David Burns	G	6'2"	180	Sr.
LaTodd Johnson	G	6'0"	160	So.
Gary Kerkemeyer	F	6'7"	185	So.
Tony Lawrence	G	6'2"	180	Fr.
Dick Missavage	F	6'5"	195	Jr.
Bob Mueller	F-C	6'9"	200	Jr.
Monte Poole	F	6'5"	220	So.
Jeff Schneider	G	6'4"	180	So.
Craig Thomas	C	6'8"	200	Jr.
Paul Woerner	F-C	6'8"	210	So.

1980-81 SCHEDULE

Nov. 29	William Jewell	Checkerdome
Dec. 3	McKendree	Checkerdome
Dec. 5	Delaware State	Checkerdome
Dec. 8	Creighton	Checkerdome
Dec. 13	Missouri	Columbia
Dec. 20	Butler	Indianapolis
Dec. 29-30	Connecticut Tournament	Storrs (Army, Western Kentucky, Connecticut, St. Louis)
Jan. 3	Missouri-St. Louis	Checkerdome
Jan. 7	Alcorn State	Checkerdome
Jan. 13	DePaul	Chicago
Jan. 15	Dayton	Checkerdome
Jan. 17	Memphis State	Memphis
Jan. 19	Iowa State	Checkerdome
Jan. 24	Cincinnati	Checkerdome
Jan. 26	Virginia Tech	Checkerdome
Jan. 29	Louisville	Louisville
Feb. 2	Tulane	Checkerdome
Feb. 4	Florida State	Checkerdome
Feb. 7	North Texas State	Denton
Feb. 9	Florida State	Tallahassee
Feb. 14	Virginia Tech	Blacksburg
Feb. 19	Memphis State	Checkerdome
Feb. 21	Cincinnati	Cincinnati
Feb. 24-25	Louisville	Checkerdome
Feb. 27	Tulane	New Orleans




FLORIDA A&M

Game 24 Saturday, February 21 (Tully Gym)

Location Tallahassee, Florida 32307
 Enrollment 6,300
 Conference Mid-Eastern Athletic Conference (MEAC)
 Nickname Rattlers
 Colors Orange and Green
 Arena A. S. Jake Gaither Gym (Capacity: 5,200)
 Athletic Director Dr. Walter L. Smith
 Head Coach James (Josh) Giles
 Head Coach's Record: Career 134-64 — 7 Seasons At School 7-22
 Assistant Coaches Anthony "Tony" Fields
 Sports Information Director Alvin Hollins, Jr.
 Office Phone (904) 599-3206 or (904) 599-3747
 Home Phone (904) 575-1817
 Basketball Phone (904) 599-3264 from 9 a.m.-3:15 p.m. daily
 1979-80 Record 7-22
 1979-80 Conference Record and Finish First Year in Conference
 Lettermen Returning 8
 Lettermen Lost 1
 Top Players Paul Grady, 15.5/5.8, F; Darryl Spence, 15.0/6.2; Pete Taylor
 Series Record 1-0
 Last Meeting 11-30-79, 101-63 FSU



GILES



GRADY

1980-81 FLORIDA A&M BASKETBALL ROSTER

Name	Pos.	Ht.	Wt.	Class	Dec. 20 Dec. 23
Adderley, Paul	F	5'6"	200	Jr./T	
Bailey, Kevin	W	8'5"	190	Fr.	Jan. 3
Brown, Isaac	G	5'10"	180	Jr./T	Jan. 6
Bruce, Thaddeus	G	6'0"	180	Sr.	Jan. 10
Bruner, Larry	C	6'7"	205	Fr.	Jan. 13
Bunton, Alex	G	6'0"	175	Jr.	Jan. 16
Grady, Paul W.	F	6'8"	195	Sr.	Jan. 17
Harper, Bobby	W	6'4"	175	Jr.	Jan. 23
Knighton, Anthony	F	6'5"	200	So.	Jan. 23
Robertson, G. Raymone	G	6'3"	190	Jr.	Jan. 24
Sandifer, Luther Ray	G	6'2"	180	Fr.	Jan. 27
Spence, Darryl	W	6'5"	190	Jr.	Jan. 27
Taylor, Walter L.	FC	6'6"	200	Sr.	Jan. 31
Toomer, Michael	C	6'7"	200	Fr.	Feb. 2
Townsend, Gary	F	6'6"	250	Jr./T	Feb. 6 Feb. 7 Feb. 13

1980-81 BASKETBALL SCHEDULE

Nov. 28	Bethune-Cookman Col.	Tampa
Nov. 29	University of South Florida ..	Tampa
Dec. 2	WEBBER COLLEGE	
	OF FLORIDA	TALLAHASSEE
Dec. 5-6	In HATTER CLASSIC	Deland
	(FAMU, Stetson, Appalachian State	
	and Butler University)	Feb. 21
Dec. 9	Jacksonville Univ.	Jacksonville
Dec. 13	TEXAS SOUTHERN	Feb. 26

UNIVERSITY TALLAHASSEE
 Jackson State University ... Jackson
 GRAMBLING STATE
 UNIVERSITY TALLAHASSEE
 Grambling State Univ. ... Grambling
 Alcorn State University Lorman
 Tennessee State Univ. Nashville
 JACKSON STATE
 UNIVERSITY TALLAHASSEE
 North Carolina
 A&T State** Greensboro
 South Carolina
 State College** Orangeburg
 DELAWARE STATE
 UNIVERSITY** TALLAHASSEE
 HOWARD UNIV.** TALLA.
 TENNESSEE STATE
 UNIVERSITY TALLAHASSEE
 Bethune-Cookman Col.** Daytona
 Florida State Univ. Tully Gym
 Delaware State College** Dover
 Howard Univ.** Washington, D.C.
 SOUTH CAROLINA STATE
 COLLEGE** TALLAHASSEE
 NORTH CAROLINA A&T
 STATE UNIV** TALLAHASSEE
 BETHUNE-COOKMAN
 COLLEGE** TALLAHASSEE
 Florida State Tully Gym
 ALCORN STATE
 UNIVERSITY TALLAHASSEE

Location	Milwaukee, Wisconsin
Enrollment	13,932
Conference	Independent, NCAA
Nickname	Warriors
Colors	Navy Blue and Gold
Arena	Milwaukee Arena (Capacity: 10,938)
Athletic Director	Hank Raymonds
Head Coach	Hank Raymonds
Head Coach's Record .. Career 175-67 — 9 Yrs. At School 64-20 — 3 Yrs.	
Assistant Coaches	Rick Majerus, Ullice Payne (Grad. Asst.)
Sports Information Director	Betsy Bjalobok
Office Phone	(414) 224-7447
Home Phone	(414) 224-0654
Basketball Phone	(414) 224-7130
1979-80 Record	18-9
1979-80 Conference Record and Finish	Independent
Lettermen Returning	8
Lettermen Lost	2
Top Players	Oliver Lee, 15.9/5.2, F; Terrell Schlundt, 9 2/3.8, F; Michael Wilson, 8.5/3.7, G
Series Record	0-2
Last Meeting	1-19-80, 64-74 MU



RAYMONDS



LEE

1980-81 MARQUETTE BASKETBALL ROSTER

Name	Pos.	Ht.	Wt.	Class
Tony Davis	G	6'2"	170	Sr.
Artie Green	G	6'1"	180	Sr.
Larry Hatchett	G	6'2"	175	Sr.
Oliver "O" Lee	F	6'7"	190	Sr.
Marc Marotta	F	6'7"	210	Fr.
Dean Marquardt	C	6'9"	225	Jr.
Brian Nyenhuis	C	6'10"	220	Jr.
Glenn Rivers	G	6'4"	185	Fr.
Terrell Schlundt	F	6'7"	205	So.
Greg Shimon	F	6'5"	185	Jr.
Don Smolinski	G	6'5"	185	Fr.
Michael Wilson	G	6'4"	175	Jr.

1980-81 SCHEDULE

PRE-SEASON GAME

Nov. 15	ATHLETES IN ACTION
Dec. 1	UNIVERSITY OF CHARLESTON
Dec. 6	STANFORD
Dec. 13	ILLINOIS
Dec. 17	Minnesota
Dec. 19	MILWAUKEE CLASSIC

Dec. 20	MILWAUKEE CLASSIC
	CLEMSON, ILLINOIS STATE AND CALIFORNIA STATE COLLEGE-BAKERSFIELD
Dec. 23	WESTERN MICHIGAN
Dec. 27-30	Rainbow Classic
	Honolulu, Hawaii
Jan. 7	SOUTHERN MISSISSIPPI
Jan. 10	NOTRE DAME
Jan. 13	MEMPHIS STATE
Jan. 15	Creighton
Jan. 17	SOUTH CAROLINA
Jan. 22	Xavier
Jan. 24	Dayton
Jan. 29	Cleveland State
Feb. 1	Wake Forest
Feb. 5	St. Bonaventure
Feb. 7	DETROIT
Feb. 10	XAVIER
Feb. 14	LOUISVILLE
Feb. 17	UNC — Charlotte
Feb. 21	De Paul
Feb. 24	LOYOLA
Feb. 26	VALPARAISO
Mar. 1	Florida State
Mar. 4	STETSON
Mar. 10	Wisconsin
	ALL CAPS HOME GAMES

FLORIDA STATE UNIVERSITY

1979-80 BASKETBALL STATISTICS

Won 22, Lost 9

Home: 10-3; Away: 7-5; Neutral: 5-1

NAME	G	FG-FGA	PCT.	FT-FTA	PCT.	RBS	AVG.	AST	BS	ST	PF-D	MIN	PTS	AVG.
Mickey Dillard, G	31	239-458	.521	151-197	.766	130	4.1	72	13	53	93-2	1090	635	20.4
Murray Brown, F	31	230-356	.646	119-172	.691	238	7.6	19	16	13	85-1	1097	578	18.6
Elvis Rolle, C	31	197-322	.611	82-142	.577	245	7.9	25	42	15	98-4	999	476	15.3
Rodney Arnold, G	23	68-167	.407	64-89	.719	31	1.3	41	2	17	50-0	432	200	8.6
Bobby Parks, G	31	93-188	.494	56-77	.727	69	2.2	83	4	28	75-2	857	243	7.8
Tony Jackson, G	31	74-173	.427	26-45	.577	76	2.4	213	8	65	87-3	1146	174	5.6
Pernell Tookes, F	31	53-112	.473	22-29	.758	118	3.8	11	3	9	44-0	430	128	4.1
G. Collinsworth, F	9	3-9	.337	4-4	1.000	8	.9	1	2	1	10-0	39	10	1.1
Jerry Cox, G	12	3-10	.300	5-11	.454	7	.5	4	0	1	7-0	54	11	.9
Ed Young, G	4	1-3	.333	1-5	.200	1	.2	0	0	0	2-0	11	3	.7
Marvin Haynes, G	5	1-4	.250	1-2	.500	1	.2	0	0	0	3-0	13	3	.6
Team:														
D'Ball														
FSU Totals	31	964-1811	.532	529-772	.685	1021	32.9	471	90	204	556-13	6170	2461	79.3
Team:														
D'Ball														
OPP Totals	31	968-1942	.498	383-559	.685	1018	32.8	405	98	234	669-31	6170	2319	74.8

METRO CONFERENCE STATISTICS

Won 7, Lost 5

Home: 3-2; Away: 3-3; Neutral: 1-0

NAME	G	FG-FGA	PCT.	FT-FTA	PCT.	RBS	AVG.	AST	BS	ST	PF-D	MIN	PTS	AVG.
Mickey Dillard, G	12	103-204	.504	50-67	.746	57	4.7	27	5	20	27-1	445	256	21.3
Murray Brown, F	12	75-122	.614	46-61	.754	92	7.6	6	5	2	34-0	425	195	16.2
Elvis Rolle, C	12	69-128	.539	34-56	.607	85	7.0	10	15	3	41-2	372	172	14.3
Bobby Parks, G	12	41-77	.532	16-28	.571	23	1.9	27	2	12	31-2	358	98	8.1
Tony Jackson, G	12	31-69	.449	13-22	.590	27	2.2	69	2	26	33-2	424	75	6.2
Rodney Arnold, G	9	17-45	.377	11-18	.611	8	.9	9	0	4	18-1	110	45	5.0
Pernell Tookes, F	12	21-39	.538	5-10	.500	43	3.5	2	0	3	15-0	156	47	3.9
Jerry Cox, G	4	1-4	.250	3-5	.600	5	1.2	4	0	1	2-0	27	5	1.2
G. Collinsworth, F	1	0-0	.000	0-0	.000	0	0.0	0	0	0	0-0	3	0	0.0
Marvin Haynes, G	1	0-1	.000	0-0	.000	0	0.0	0	0	0	2-0	2	0	0.0
Ed Young, F	1	0-0	.000	0-1	.000	0	0.0	0	0	0	0-0	2	0	0.0
					Team	29								
					D'Ball	41								
51 FSU Totals	12	358-689	.519	178-269	.661	369	30.7	154	29	75	203-8	2320	894	74.5

OPP Totals	12	377-696	.541	133-189	.703	361	30.0	181	47	87	244-8	2320	889	74.0
------------	----	---------	------	---------	------	-----	------	-----	----	----	-------	------	-----	------

SEASON HIGHS	INDIVIDUAL	TEAM
Points	32, Rolle vs. Florida A&M	112 vs. Minnesota
Field Goals	13, Dillard vs. Florida	48 vs. Minnesota
	13, Rolle vs. Tulane	
Field Goals Attempted	13, Brown vs. S. Carolina-Aiken	75 vs. Tulane
	22, Dillard vs. Memphis State	75 vs. Virginia Tech (2)
	22, Dillard vs. Marquette	
	22, Dillard vs. Alabama-Birmingham	
Field Goal Percentage	1.000, Parks (7-7) vs. St. Louis	.727 (48-66) vs. Minnesota
Free Throws	11, Dillard vs. Florida Southern	29 vs. Florida Southern
	11, Arnold vs. Cincinnati (3)	29 vs. Tulane (3)
Free Throws Attempted	15, Arnold vs. Cincinnati (3)	42 vs. Florida Southern
Free Throw Percentage	1.000, Dillard (8-8) vs. Jacksonville	.862 (25-29) vs. Auburn

THE METRO CONFERENCE

Five years ago, the Metropolitan Collegiate Athletic Conference was the new kid on the college basketball block.

Now, known simply as the Metro to fans, friends and foes alike, it boasts the 1979-80 NCAA basketball champion Louisville Cardinals and continues to be one of the nation's top basketball conferences.

Metro Commissioner Larry Albus envisioned the league while he was Director of Athletics at St. Louis University. His dream became a reality in June, 1975, when six schools — Cincinnati, Georgia Tech, Louisville, Memphis State, St. Louis and Tulane — announced they had officially formed the Metro Conference.

In 1976, the Metro expanded to bring Florida State into the fold. When Georgia Tech relinquished its Metro membership after the 1977-78 season, the league wasted no time filling the void with Virginia Tech, which went to the NCAA tourney in 1976, 1979 and 1980, won the National Invitational Tournament in 1973 and returned to the NIT in 1977.

Metro schools have played an active role in national post-season tournaments the last five years, sending a pair of teams to the National Collegiate Basketball Tournament the last four years, and three teams this past season — Cincinnati and Memphis State in 1976, Louisville and Cincinnati in 1977, Florida State and Louisville in 1978, Virginia Tech and Louisville in 1979 and Florida State, Virginia Tech and champion Louisville in 1980. In addition, the Metro had a representative at the NIT in both 1976 (Louisville), and 1977 (Memphis State).

The Metro conducts a post-season tournament each year to determine its representative in the NCAA Tournament. This year's tournament will be held in Louisville, Kentucky, March 5-7, 1981. Louisville is the defending Metro Champion.

FINAL 1979-80 METRO CONFERENCE STANDINGS

	League			Overall		
	W	L	PCT.	W	L	PCT.
Louisville	12	0	1.000	33	3	.917
Virginia Tech	8	4	.667	21	8	.724
Florida State	7	5	.583	22	9	.710
Memphis State	5	7	.417	13	14	.481
St. Louis	4	8	.333	12	15	.444
Cincinnati	3	9	.250	13	15	.464
Tulane	3	9	.250	10	17	.370

1980 METRO TOURNAMENT RESULTS

FIRST ROUND (Attendance 8,565)

Memphis State 62, St. Louis 60

Florida State 85, Tulane 73

Cincinnati 65, Virginia Tech 51

SEMIFINALS (Attendance 14,155)

Florida State 79, Cincinnati 69 (2 OT)

Louisville 84, Memphis State 65

CHAMPIONSHIP (Attendance 11,668)

Louisville 81, Florida State 72

1980 NCAA TOURNAMENT RESULTS

FIRST ROUND — BOWLING GREEN, KY.

Florida State 94, Toledo 91

Virginia Tech 89, Western Kentucky 85 (OT)

SECOND ROUND — BOWLING GREEN, KY.

Kentucky 97, Florida State 78

Indiana 68, Virginia Tech 59

SECOND ROUND — LINCOLN, NEB.

Louisville 71, Kansas State 69 (OT)

MIDWEST REGIONAL SEMIFINALS — HOUSTON, TEX.

Louisville 66, Texas A&M 55 (OT)

MIDWEST REGIONAL CHAMPIONSHIP — HOUSTON, TEX.

Louisville 86, LSU 66

NCAA NATIONAL SEMIFINALS — INDIANAPOLIS, IND.

Louisville 80, Iowa 72

NCAA NATIONAL CHAMPIONSHIP — INDIANAPOLIS, IND.

Louisville 59, UCLA 54

OFFENSIVE SCORING AVERAGE

RK	TEAM	G	FGM	FTM	PTS	AVG.
1	Florida State	31	965	531	2461	79.4
2	Louisville	36	1083	604	2770	76.9
3	Virginia Tech	29	839	497	2175	75.0
4	Tulane	27	804	364	1972	73.0
5	St. Louis	27	740	484	1964	72.7
6	Cincinnati	28	786	359	1931	69.0
7	Memphis State	27	729	369	1827	67.7

DEFENSIVE SCORING AVERAGE

RK	TEAM	G	FGM	FTM	PTS	AVG.
1	Louisville	36	967	467	2401	66.7
2	Virginia Tech	29	778	411	1967	67.8
3	Cincinnati	28	788	378	1954	69.8
4	Memphis State	27	769	387	1925	71.3
5	St. Louis	27	777	408	1962	72.7
6	Florida State	31	968	383	2319	74.8
7	Tulane	27	797	484	2078	77.0

AVERAGE SCORING MARGIN

RK	TEAM	G	OFF	DEF	MARG
1	Louisville	36	76.9	66.7	10.2
2	Virginia Tech	29	75.0	67.8	7.2
3	Florida State	31	79.4	74.8	4.6
4	St. Louis	27	72.7	72.7	0.1
5	Cincinnati	28	69.0	69.8	0.8
6	Memphis State	27	67.7	71.3	-3.6
7	Tulane	27	73.0	77.0	-3.9

FIELD GOAL PERCENTAGE

RK	TEAM	G	FGM	FGA	PCT
1	Florida State	31	965	1811	.533
2	Louisville	36	1083	2078	.521
3	St. Louis	27	740	1451	.510
4	Virginia Tech	29	839	1689	.497
5	Tulane	27	804	1666	.483
6	Memphis State	27	729	1525	.478
7	Cincinnati	28	786	1797	.437

ASSISTS

RK	TEAM	G	NUM	AVG
1	Louisville	36	600	16.6
2	Florida State	31	471	15.2
3	St. Louis	27	403	14.9
4	Memphis State	27	373	13.8
5	Tulane	27	369	13.7
6	Cincinnati	28	364	13.0
7	Virginia Tech	29	293	10.1

FREE THROW PERCENTAGE

RK	TEAM	G	FTM	FTA	PCT
1	Virginia Tech	29	497	688	.722
2	Cincinnati	28	359	501	.717
3	St. Louis	27	484	686	.706
4	Memphis State	27	369	535	.690
5	Florida State	31	531	773	.687
6	Louisville	36	604	880	.686
7	Tulane	27	364	564	.645

HIGH STEALS

RK	TEAM	G	NUM	AVG
1	Louisville	36	327	9.0
2	Tulane	27	227	8.4
3	Florida State	31	203	6.5
4	Cincinnati	28	186	6.6
5	Virginia Tech	29	170	5.9
6	St. Louis	27	156	5.8
7	Memphis State	27	138	5.1

REBOUNDING AVERAGE

RK	TEAM	G	NUM	AVG
1	Louisville	36	1367	38.0
2	Cincinnati	28	1000	35.7
3	Tulane	27	963	35.7
4	St. Louis	27	952	35.3
5	Virginia Tech	29	1017	35.1
6	Memphis State	27	903	33.4
7	Florida State	31	1021	32.9

HIGH BLOCKED SHOTS

RK	TEAM	G	NUM	AVG
1	Louisville	36	155	4.3
2	St. Louis	27	114	4.2
3	Virginia Tech	29	110	3.8
4	Memphis State	27	103	3.8
5	Florida State	31	90	2.9
6	Tulane	27	85	3.1
7	Cincinnati	28	43	1.5

1979-80 Metro Conference Statistics

ALL GAMES INDIVIDUAL

SCORING

RK	PLAYER	SCHOOL	G	FG	FT	PTS	AVG
1	Darrell Griffith	Louisville	36	349	127	825	22.9
2	Mickey Dillard	Florida State	31	242	151	635	20.5
3	Murray Brown	Florida State	31	230	119	579	18.7
4	David Burns	St. Louis	27	172	126	470	17.4
5	Dale Solomon	Virginia Tech	29	194	97	485	16.7
6	Eddie Lee	St. Louis	27	175	71	421	15.6
8	Elvis Rolle	Florida State	31	197	82	476	15.4
9	Wayne Robinson	Virginia Tech	29	163	114	440	15.2
10	Paul Thompson	Tulane	26	164	114	440	15.2
11	Derek Smith	Louisville	36	213	105	531	14.8
12	Bobby Austin	Virginia Tech	29	174	60	408	14.6
13	Les Henson	Virginia Tech	29	163	78	404	13.9
14	Joe Holston	Tulane	27	152	45	349	12.9
15	Otis Jackson	Memphis State	27	125	77	327	12.1
16	Mark Rohde	St. Louis	27	118	80	316	11.7
17	Dennis Isbell	Memphis State	27	134	37	305	11.3
18	Jim Glass	St. Louis	22	87	67	241	11.0
19	David Kennedy	Cincinnati	28	117	60	294	10.5
20	Wiley Brown	Louisville	36	151	72	374	10.4
21	Hank McDowell	Memphis State	27	107	57	271	10.0
22	Micah Blunt	Tulane	27	116	37	269	10.0
23	Greg Moore	Memphis State	26	96	62	254	9.8
24	Jeff Schneider	Virginia Tech	29	103	55	261	9.0
25	Dwight Jones	Cincinnati	28	104	38	246	8.8

Rebounding

RK	PLAYER	G	NUM	AVG
1	Henderson (SLU)	27	255	9.4
2	Smith, UL	36	299	8.3
3	Robinson, VT	29	238	8.2
4	Thompson, FS	31	245	7.9
5	Rolle, FS	31	245	7.9
6	Brown, FS	31	240	7.7
7	Solomon, VT	29	223	7.7
8	McCray, UL	36	269	7.5
9	Jones, UC	28	210	7.5
10	McDowell, MS	27	197	7.3
11	Isbell, MS	27	179	6.6
12	Blunt, TU	27	171	6.3
13	Rohde, SLU	27	161	6.0
14	Brown, UL	36	201	5.6
15	Henson, VT	29	150	5.2

Field Goal Percentage

RK	PLAYER	G	FGM	FGA	PCT
1	Brown, FS	31	230	356	.646
2	Rolle, FS	31	197	332	.593
3	Smith, UL	36	213	372	.573
4	Solomon, VT	29	194	344	.564
5	Henderson, SLU	27	175	315	.556
6	Rohde, SLU	27	118	213	.554
7	Griffith, UL	36	349	631	.553
8	Blunt, TU	27	116	211	.550
9	McCray, UL	36	107	197	.543
10	Glass, SLU	22	87	161	.540
11	Robinson, VT	29	163	304	.536
12	Moreau, TU	25	54	102	.529
13	Dillard, FS	31	242	458	.528
14	Banks, MS	27	68	130	.523
15	Dozier, TU	27	76	146	.521

Free Throw Percentage

RK	PLAYER	G	FTM	FTA	PCT
1	Glass, SLU	22	67	80	.838
2	Lee, UC	28	91	110	.827
3	Austin, UC	23	60	76	.789
4	Robinson, VT	29	114	146	.781
5	Jackson, MS	27	77	100	.770
6	Dillard, FS	31	151	197	.766
7	Henson, VT	29	78	102	.765
8	Moore, MS	26	62	85	.729
9	Kennedy, UC	28	60	83	.723
10	Arnold, FS	23	64	89	.719
11	Henderson, SLU	27	71	99	.717
12	Solomon, VT	29	97	136	.713
13	Griffith, UL	36	127	178	.713
14	Rohde, SLU	27	80	114	.702
15	Thompson, TU	26	63	90	.700

Assists

RK	PLAYER	G	NUM	AVG
1	Jackson, FS	31	216	7.0
2	Lee, UC	28	158	5.6
3	Griffith, UL	36	138	3.8
4	Burns, SLU	27	127	4.7
5	Holston, TU	27	119	4.4
6	Burkman, UL	36	113	3.1
7	Jackson, MS	27	112	4.1
8	Kennedy, UC	28	102	3.6
9	Reid, VT	29	92	3.2
10	Parks, FS	31	83	2.7
11	Eaves, UL	34	82	2.4
12	Johnson, SLU	27	75	2.8
13	Smith, UL	36	72	2.0
14	Dillard, FS	31	72	2.3
15	McCray, UL	36	45	1.3

Blocked Shots

RK	PLAYER	G	NUM	AVG
1	Henderson, SLU	27	67	2.5
2	McCray, UL	36	63	
3	Isbell, MS	27	57	2.1
4	Rolle, TV	29	42	1.4
5	Robinson, VT	29	42	1.4
6	Griffith, UL	36	29	
7	Brown, UL	36	17	
8	Thompson, VT	29	22	0.8
9	Solomon, VT	29	22	0.8
10	Jones, UC	28	21	0.8
11	Henson, VT	29	20	0.7
12	Smith, UL	36	17	
13	Brown, FS	31	16	0.5
14	Dozier, TU	27	15	0.6
15	Blunt, TU	27	14	0.5

Steals

RK	PLAYER	G	NUM	AVG
1	Griffith, UL	36	86	
2	Burkman, UL	36	67	
3	Jackson, FS	31	65	2.1
4	Lee, UC	28	56	2.0
5	Kennedy, UC	28	55	2.0
6	Dillard, FS	31	53	1.7
7	Holston, TU	27	53	2.0
8	Smith, UL	36	49	
9	Burns, SLU	27	46	1.7
10	Thompson, TU	26	39	1.5
11	Jackson, MS	27	36	1.3
12	Blunt, TU	27	36	1.3
13	Steppe, VT	28	31	1.1
14	McCray, UL	36	31	
15	Eaves, UL	36	30	

TEAM TRAVEL INTINERARY

MINNESOTA

- Dec. 1, 1980 Leave Tallahassee: 4:37 pm Arrive Minneapolis: 8:05 pm
Lodging: Marquette Hotel in Minneapolis
Dec. 3, 1980 Leave Minneapolis: 11:35 am Arrive Tallahassee: 4:41 pm

FLORIDA

- Dec. 12, 1980 Leave Tallahassee for Jacksonville: 4:00 pm via Bus
Lodging: Sea Turtle Inn in Atlantic Beach
Dec. 14, 1980 Leave Jacksonville for Tallahassee: 10:00 am via Bus

AUBURN/COTTON STATES TOURNAMENT

- Dec. 16, 1980 Leave Tallahassee: 4:55 pm Arrive Birmingham: 8:10 pm
Lodging: Hyatt House in Birmingham
Dec. 18, 1980 Leave Birmingham: 11:19 am Arrive Atlanta: 1:00 pm
Lodging: Peachtree Plaza Hotel in Atlanta
Dec. 21, 1980 Leave Atlanta: 10:52 am Arrive Tallahassee: 11:45 am

CINCINNATI

- Jan. 4, 1980 Leave Tallahassee: 4:55 pm Arrive Cincinnati: 8:38 pm
Lodging: Stouffers Cincinnati Towers
Jan. 6, 1980 Leave Cincinnati: 11:45 am Arrive Tallahassee: 4:12 pm

VIRGINIA TECH

- Jan. 11, 1980 Leave Tallahassee: 10:30 am Arrive Roanoke: 3:30 pm
Lodging: Sheraton Red Lion in Blacksburg
Jan. 13, 1980 Leave Roanoke: 1:00 pm Arrive Tallahassee: 4:12 pm

LOUISVILLE

- Jan. 16, 1980 Leave Tallahassee: 4:55 pm Arrive Louisville: 7:51 pm
Lodging: Galt House in Louisville
Jan. 18, 1980 Leave Louisville: 10:25 am Arrive Tallahassee: 2:43 pm

JACKSONVILLE

- Jan. 19, 1980 Leaving Tallahassee for Jacksonville: 4:00 pm via Bus
Lodging: Sea Turtle Inn in Atlantic Beach
Jan. 20, 1980 Jacksonville for Tallahassee: following the game

FLORIDA

- Jan. 25, 1980 Leave Tallahassee for Gainesville: 4:00 pm via Bus
Lodging: Hilton in Gainesville
Jan. 26, 1980 Leave Gainesville for Tallahassee: following the game

TULANE

- Jan. 30, 1980 Leave Tallahassee: 4:55 pm Arrive New Orleans: 8:59 pm
Lodging: Hyatt Regency in New Orleans
Feb. 1, 1980 Leave New Orleans: 11:30 am Arrive Tallahassee: 4:12 pm

ST. LOUIS

- Feb. 3, 1980 Leave Tallahassee: 4:55 pm Arrive St. Louis: 7:33 pm
Lodging: Clayton Inn in St. Louis
Feb. 5, 1980 Leave St. Louis: 10:35 am Arrive Tallahassee: 2:43 pm

SOUTH CAROLINA

- Feb. 17, 1980 Leave Tallahassee: 4:55 pm Arrive Columbia: 8:25 pm
Lodging: Carolina Inn in Columbia
Feb. 19, 1980 Leave Columbia: 12:05 pm Arrive Tallahassee: 2:43 pm

MEMPHIS STATE/MARQUETTE

- Feb. 27, 1980 Leave Tallahassee: 7:05 pm Arrive Memphis: 7:47 pm
Lodging: Memphis Airport Hilton Inn
Feb. 28, 1980 Leave Memphis: 4:30 pm Arrive Tampa: 8:44 pm
Lodging: Bay Harbor Inn in Tampa
Mar. 2, 1980 Leave Tampa: 9:30 am Arrive Tallahassee: 10:03 am

METRO CONFERENCE TOURNAMENT

- Mar. 4, 1980 Leave Tallahassee: 4:55 pm Arrive Louisville: 7:51 pm
Lodging: to be announced
Mar. 8, 1980 Leave Louisville: 10:25 am Arrive Tallahassee: 2:43 pm


Although the prospect of a new Leon County Civic Center marks the beginning of a new basketball era at Florida State, the idea of leaving historic Tully Gym still brings tears to the eyes of many Seminole faithful.

Small, and often very warm, Tully provided the opportunity for 3,000 fans to see some of the best college basketball played in the country. Tully was also a good home for the Seminoles. Since opening its doors in 1955, the Tribe have gone an amazing 150-18, a sizzling .892 over 15 seasons. The longest Tully winning streak occurred between the 1972-73 season and 1974 when Tully provided the Tribe with victories in 38 out of 39 games played across nearly three seasons.

Tully has also been the home of some of the nation's top collegians. Playing on the Tully floor have been Artis Gilmore (Jacksonville), Rick Barry (Miami), Darryl Griffith (Louisville) and of course FSU's own Dave Cowens.

Tiny Tully has also seen its share of the unexpected. Just last season, Virginia Tech's Les Henson hit the shot heard around the world when he tossed the basketball 89 feet 3 inches to give the Gobblers a one point verdict. Also last season, Memphis State Dana Kirk saw something he didn't like and ordered his team off the court producing the first ever forfeit on Tully's report card. There was also Anthony Roberts of Oral Roberts scoring 50 points in a losing effort, the 1972-73 Florida State Basketball team giving Tallahassee a preview of what the nation would soon know — the Seminoles were heading to the NCAA's and, the current performance of guard Mickey Dillard who many believe is the fastest guard ever to step on the Tully floor.

It will be nice to have the new Civic Center to play in, but Tully is and will always remain a special place in the heart of Seminole fans.




Although the prospect for a civic center in Tallahassee has been a dream since 1939, it will be a reality for the Seminole basketball team when they open the 1981-82 season.

Officially known as the Leon County Civic Center, the brick, steel and cement structure will provide seating for over 12,000 fans and will allow Florida State the opportunity to attract many of the top basketball schools in the nation.

Following its 1939 conception, the Civic Center remained virtually dormant until 1971-72 when the state legislature established a Tallahassee-Leon County Civic Center Authority. The Authority entered into a contract with the architectural firm of Barrett, Daffin and Figg and the project was under way.

Following approval by the Board of Regents and the Florida Cabinet ground breaking ceremonies were held April 4, 1977. After several changes and revisions the final plans were approved and the Seminole cagers finally had their new home.



The New Leon County Civic Center


Head Coach Joe Williams

Mickey Dillard

Elvis Rolle

Pernell Tookes

Elvis Rolle




Head Coach Joe Williams

Bobby Parks

Mickey Dillard

Bobby Parks



SERIES RECORDS

TEAM	W	L	1st LAST MEETING		SITE	SCORE
			MTG	DATE		
Air Force	0	1	1963	12-26-63	N	53- 78
Alabama	6	7	1959	12-20-75	N	72- 76
Alabama-Birmingham	2	0	1978	2-20-80	H	89- 87
Arizona	2	0	1970	12-31-70	H	95- 85
Arkansas State	1	1	1953	2-20-54	H	78- 68
Army	1	2	1958	12-29-76	N	71- 72
Auburn	5	14	1958	2-04-80	H	73- 69
Austin Peay	1	0	1976	12-04-76	H	97- 86
Baptist	2	0	1976	2-05-77	H	139- 72
Baylor	2	0	1964	12-16-72	N	85- 67
Beloit	0	1	1955	3-09-55	N	88-110
Birmingham Southern	0	2	1949	1-21-50	A	45- 55
Biscayne	6	0	1970	1-20-75	A	95- 85
Boston University	1	0	1955	12-20-55	N	86- 52
Bradley	0	1	1956	12-08-56	A	66- 90
Brigham Young	0	1	1972	12-29-72	N	77- 80
California-Irvine	1	0	1971	1-30-71	H	82- 69
California-Santa Barbara	1	0	1965	12-18-65	H	62- 61
California State-Bakersfield	1	0	1974	2-18-74	H	96- 66
Canisius	1	1	1974	1-25-75	A	74- 81
Centenary	2	3	1957	2-08-64	A	72- 79
Central (Mo.)	0	2	1949	12-15-52	H	59- 62
Charleston	2	0	1949	12-09-50	A	74- 54
Chattanooga	2	0	1963	2-01-75	H	111- 70
Cincinnati	7	3	1972	2-29-80	N	79- 69
Citadel	4	4	1958	2-07-68	A	93- 50
Clemson	5	6	1951	11-27-76	A	92-108
Colorado State	1	0	1975	12-30-75	N	84- 54
Connecticut	1	0	1972	1-06-73	H	91- 55
Connecticut St. Teachers	1	0	1950	12-14-50	H	76- 68
Creighton	0	1	1964	12-29-64	N	77- 85
Culver-Stockton	0	1	1951	12-08-51	H	56- 59
Dayton	3	2	1969	12-22-78	A	80- 97
David Lipscomb	1	1	1950	1-05-51	A	73- 88
Denver	1	0	1972	1-03-72	N	88- 70
DePaul	0	1	1964	12-28-64	N	44- 52
Drury	0	1	1949	12-20-49	A	52- 59
Duke	0	1	1954	1-03-54	A	75- 97
Duquesne	1	1	1956	2-04-65	N	62- 58
East Carolina	1	0	1968	2-03-68	H	110-100
East Tennessee State	1	3	1955	1-08-72	H	106- 63
Eastern Kentucky	6	1	1966	12-06-75	A	65- 59
Eckerd	1	0	1978	11-27-78	H	116- 71
Erskine	1	1	1948	2-28-48	H	49- 48
Evansville	0	1	1967	12-30-67	A	67- 76
Fairleigh Dickinson	2	0	1974	1-11-78	H	85- 43
Florida	7	18	1951	12-08-80	N	87- 70
Florida A & M	1	0	1979	11-30-79	H	101- 63
Florida Presbyterian	1	0	1967	12-02-67	A	90- 66
Florida Southern	21	9	1948	2-11-80	A	85- 78
Furman	5	2	1957	2-06-64	H	57- 48
Georgetown	2	0	1969	1-08-72	H	101- 70
George Washington	2	0	1967	1-25-79	A	71- 68
Georgia	18	9	1951	3-05-66	H	87- 69
Georgia-Savannah State	0	2	1948	2-12-48	H	42- 44
Georgia Southern (Ga. Teachers)	13	4	1947	1-05-79	N	93- 83
Georgia State	3	0	1975	2-21-76	H	92- 70
Georgia Tech	14	10	1963	2-10-79	A	72- 75
Hawaii	1	2	1969	12-22-71	A	76- 81
Hofstra	3	0	1968	1-18-75	H	107- 71

Houston	2	3	1962	1-05-74	A	74- 79
Illinois State	2	1	1974	2-12-76	H	109- 81
Indiana	0	1	1975	12-08-75	A	59- 83
Indiana State	0	1	1973	12-27-73	N	92- 93
Jacksonville (Ala.) State	2	0	1953	12-04-54	H	103-76
Jacksonville	20	14	1959	2-16-80	A	64- 55
Kansas	0	1	1966	12-08-66	A	48- 62
Kansas State	0	1	1966	12-10-66	A	58- 81
Kent State	1	1	1969	2-05-70	A	80- 79
Kentucky	2	5	1948	3-09-80	N	78- 97
Lambuth	0	2	1948	2-28-49	N	49- 65
Lamar Tech	1	0	1965	12-01-65	H	73- 68
Louisiana State	2	2	1957	12-16-67	N	130-100
Louisville	3	11	1968	3-01-80	N	72- 81
Loyola of New Orleans	8	13	1951	3-05-66	A	62- 63
Madison	2	0	1976	1-12-77	H	69- 66
Manhattan	2	0	1963	1-11-71	H	96- 68
Marquette	0	2	1967	1-19-80	A	64- 74
Marshall	1	3	1958	12-07-74	H	90- 63
Memphis State	14	12	1953	2-07-80	H	55- 54
Mercer	12	8	1948	1-31-77	A	66- 65
Miami (Ohio)	0	1	1970	12-19-70	N	64- 67
Miami	23	21	1952	2-27-71	A	94-100
Milikin	0	1	1951	3-15-51	N	60- 91
Millsaps	2	0	1949	1-26-50	N	62- 45
Minnesota	2	1	1972	12-20-80	H	112- 91
Mississippi	1	1	1951	2-14-51	A	75- 79
Mississippi College	5	1	1948	2-15-51	A	77- 54
Mississippi State	3	3	1951	12-21-56	N	71- 79
Missouri	1	1	1976	12-23-77	N	97- 64
Missouri Western	1	0	1976	11-30-76	H	109- 80
Montana State	1	0	1955	3-07-55	N	93- 84
Morehead State	1	1	1957	1-30-60	H	78- 75
Morningside	1	0	1955	12-16-55	H	104- 83
Murray State	1	1	1957	2-09-59	A	71- 96
Navy	1	0	1977	12-17-77	N	82- 55
New Hampshire	1	0	1968	12-31-68	H	104- 52
New Mexico	1	1	1974	1-27-75	A	78- 84
New York University	1	0	1955	12-30-55	N	85- 83
North Carolina	1	8	1965	2-16-74	N	84-104
North Carolina State	0	2	1955	1-10-57	A	59- 64
North Carolina-Charlotte	0	2	1977	2-13-78	A	79- 88
Northwestern	1	0	1972	12-23-72	N	91- 73
Oglethorpe	2	1	1949	12-01-71	H	112- 69
Ohio State	0	3	1961	12-28-68	H	86- 93
Ohio University	1	1	1958	12-21-74	H	67- 60
Oklahoma City	4	2	1958	12-30-72	A	94- 80
Oklahoma State	0	1	1964	12-18-64	N	56- 60
Old Dominion	0	1	1979	1-06-79	A	76- 80
Oral Roberts	2	0	1977	2-27-78	A	80- 76
Oregon	1	0	1969	12-04-69	H	100- 84
Oregon State	3	0	1969	12-29-75	N	75- 78
Palm Beach Atlantic	1	0	1975	12-13-75	H	109- 52
Panama Nationals	1	0	1966	1-28-66	H	96- 73
Pan American	2	0	1970	1-31-72	H	109- 83
Parris Island Marines	0	2	1951	1-26-52	H	62- 64
Penn State	1	1	1972	12-23-78	N	57- 64
Pepperdine	3	0	1951	1-02-71	H	101- 82
Phillips 66 Oilers	0	2	1955	2-16-63	H	73- 82
Pittsburgh	0	1	1973	12-08-73	A	60- 82
Princeton	0	1	1972	12-15-72	N	59- 61
Purdue	1	0	1974	12-26-75	N	69- 66
Rice	3	2	1961	1-20-69	A	80- 83
Richmond	1	3	1962	12-20-67	A	114- 91
Rollins	20	2	1951	11-28-77	H	83- 59

Rutgers	1	0	1967	12-22-67	H	87- 77
St. Leo	1	0	1977	12-05-77	H	90- 49
St. Louis	7	0	1972	2-14-80	H	71- 69
Samford (Howard)	9	0	1950	1-25-73	A	47- 34
San Francisco	0	1	1976	12-18-76	A	87- 93
Santa Clara	1	1	1955	12-17-76	N	94- 80
Seton Hall	2	0	1972	12-10-77	N	94- 63
Sewanee	3	3	1949	12-17-52	A	58- 69
South Alabama	6	2	1972	2-06-79	A	61- 78
South Carolina	2	1	1960	1-28-69	H	87- 76
South Carolina-Aiken	1	0	1980	1-14-80	H	82- 69
South Dakota	1	0	1970	12-05-70	H	125- 65
South Dakota State	1	0	1951	3-31-51	N	85- 70
South Florida	11	2	1973	1-07-80	H	84- 69
Southern California	1	2	1968	12-18-70	N	85- 94
Southern Illinois	1	1	1973	1-21-74	A	73- 77
Southern Mississippi	3	3	1951	12-07-70	N	117- 84
Southwestern (Memphis)	0	1	1948	12-30-48	A	47- 54
Southwestern Louisiana	2	0	1976	3-04-76	A	68- 65
SW Missouri State	0	1	1949	12-21-49	A	52- 79
Spring Hill	3	3	1947	1-18-55	A	81- 72
Stetson	27	11	1947	2-12-77	A	87- 80
Steubenville	0	1	1956	12-03-56	A	64- 79
Tampa	28	8	1959	2-27-67	A	87- 84
Tennessee	1	4	1957	12-22-64	N	43- 65
Tennessee Tech	1	0	1957	12-02-57	H	74- 71
Texas	2	0	1969	12-01-70	A	80- 78
Texas A & M	2	1	1956	12-16-77	N	100- 77
Texas Christian	0	1	1963	12-12-63	A	60- 66
Toledo	2	0	1976	3-07-80	N	94- 91
Troy State	8	1	1947	12-01-77	H	110- 82
Tulane	13	4	1967	2-28-80	N	85- 73
Tulsa	2	0	1963	12-26-64	A	74- 72
UCLA	0	1	1972	2-25-72	A	76- 81
Union (Tenn.)	0	1	1948	12-29-48	A	52- 56
Valdosta State	14	0	1961	2-24-76	H	106- 61
Vanderbilt	0	1	1960	12-05-60	A	55- 75
Vermont	1	0	1976	12-30-76	A	76- 67
Virginia Military	2	1	1964	12-20-65	N	65- 64
Virginia Tech	2	5	1968	2-22-80	A	76- 78
Washington	1	1	1971	12-26-75	N	54- 69
Washington State	1	0	1971	12-30-71	N	85- 61
Wake Forest	1	1	1958	12-22-73	N	66- 48
West Virginia	0	3	1955	1-30-58	A	51-103
Western Kentucky	5	0	1973	12-29-79	A	67- 65
Wisconsin	0	1	1961	12-04-61	A	63- 64
Wisconsin-Milwaukee	3	0	1971	1-07-75	H	104- 82
Wofford	0	2	1948	2-06-48	A	38- 77
Xavier (Ohio)	0	1	1958	2-04-58	A	60- 76

507 339

*Forfeited

Scores Against 1979-80 Opponents

Central Florida (0-0)			1964-65 (H).....	97	74
First Meeting			1965-86 (A).....	86	90
Minnesota (2-1)			1965-66 (A).....	78	49
1971-72 (N).....	70	56	1966-67 (H).....	81	70
1977-78 (A).....	74	88	1966-67 (A).....	68	67
1979-80 (H).....	112	91	1967-68 (H).....	92	79
			1967-68 (A).....	106	65
Jacksonville (20-14)			1968-69 (A).....	93	88
1959-60 (A).....	86	69	1968-69 (A).....	68	76
1964-65 (H).....	101	77	1968-69 (H).....	93	89

1969-70 (H).....	89	83	1966-67 (A).....	59	57
1969-70 (A).....	81	85	1978-79 (A).....	71	70
1970-71 (A).....	108	114	1979-80 (H).....	73	59
1970-71 (A).....	65	83	Georgia (18-9)		
1971-72 (A).....	90	83	1951-52 (N).....	50	79
1971-72 (H).....	72	84	1954-55 (N).....	97	87
1971-72 (A).....	70	81	1954-55 (H).....	90	81
1972-73 (A).....	66	70	1954-55 (A).....	88	79
1972-73 (H).....	83	74	1955-56 (A).....	79	76
1973-74 (H).....	78	74	1955-56 (H).....	80	75
1973-74 (A).....	89	113	1956-57 (H).....	68	72
1974-75 (H).....	63	55	1956-57 (A).....	86	63
1974-75 (A).....	71	76	1957-58 (N).....	92	80
1975-76 (A).....	77	57	1957-58 (H).....	85	77
1975-76 (H).....	74	65	1958-59 (N).....	72	83
1976-77 (A).....	70	77	1958-59 (A).....	91	94
1976-77 (H).....	76	71	1959-60 (N).....	66	69
1978-79 (A).....	68	71	1959-60 (H).....	95	82
1978-79 (H).....	84	81	1960-61 (N).....	56	62
1979-80 (H).....	76	77	1960-61 (A).....	77	68
1979-80 (A).....	64	55	1961-62 (A).....	71	62
Florida (7-18)			1961-62 (H).....	101	69
1951-52 (N).....	51	61	1962-63 (N).....	77	69
1954-55 (N).....	79	82	1962-63 (H).....	88	54
1956-57 (A).....	65	87	1962-63 (A).....	76	90
1957-58 (A).....	70	71	1963-64 (H).....	64	83
1958-59 (H).....	82	80	1963-64 (A).....	70	85
1959-60 (A).....	71	81	1964-65 (A).....	64	55
1960-61 (H).....	67	74	1964-65 (H).....	85	83
1960-61 (A).....	74	75	1965-66 (A).....	57	63
1961-62 (A).....	85	71	1965-66 (H).....	87	69
1961-62 (H).....	79	56	Missouri (1-1)		
1962-63 (H).....	59	80	1976-77 (A).....	63	65
1962-63 (A).....	86	94	1977-78 (N).....	97	64
1963-64 (A).....	55	78	Tennessee-Chattanooga (2-0)		
1963-64 (H).....	50	52	1982-83 (A).....	72	55
1964-65 (H).....	51	50	1974-75 (H).....	111	70
1964-65 (A).....	65	77			
1965-66 (A).....	62	75	South Carolina (2-1)		
1965-66 (H).....	65	74	1960-61 (A).....	72	82
1966-67 (A).....	30	50	1968-69 (H).....	87	76
1966-67 (H).....	75	90	1969-70 (A).....	68	71
1967-68 (H).....	87	95	Memphis State (14-12)		
1967-68 (A).....	64	89	1952-53 (A).....	73	87
1969-70 (N).....	88	63	1957-58 (A).....	56	59
1978-79 (N).....	68	61	1957-58 (H).....	51	66
1979-80 (N).....	87	70	1958-59 (H).....	72	75
			1958-59 (A).....	69	93
Auburn (5-14)			1959-60 (A).....	71	88
1958-59 (A).....	74	95	1959-60 (H).....	67	83
1958-59 (H).....	62	69	1963-64 (H).....	91	90
1959-60 (A).....	58	62	1963-64 (A).....	72	84
1959-60 (H).....	83	76	1964-65 (H).....	74	61
1960-61 (A).....	57	74	1964-65 (A).....	81	70
1960-61 (H).....	67	74	1965-66 (H).....	67	63
1961-62 (A).....	56	52	1965-66 (A).....	66	81
1961-62 (H).....	57	62	1966-67 (A).....	42	46
1962-63 (A).....	47	65	1966-67 (H).....	55	51
1962-63 (H).....	70	77	1973-74 (H).....	68	80
1963-64 (H).....	69	67	1974-75 (A).....	69	70
1963-64 (A).....	59	63	1975-76 (H).....	100	71
1964-65 (A).....	68	92	1976-77 (A).....	75	81
1964-65 (H).....	58	55	1977-78 (A).....	95	89
1965-66 (A).....	58	59			
1965-66 (H).....	58	59			

1977-78 (H).....	85	82	1978-79 (A).....	71	84
1978-79 (A).....	93	86	1979-80 (A).....	73	79
1978-79 (H).....	90	87	1979-80 (H).....	76	78
1978-79 (A).....	35	34	1979-80 (N).....	72	81
1979-80 (A).....	74	69			
1979-80 (H).....	55	54	Tulane (13-4)		
Cincinnati (7-3)			1966-67 (A).....	85	87
1971-72 (A).....	64	66	1966-67 (H).....	100	90
1972-73 (H).....	78	74	1968-69 (A).....	97	94
1972-73 (A).....	62	89	1968-69 (H).....	99	90
1977-78 (A).....	75	77	1969-70 (A).....	82	77
1977-78 (H).....	76	66	1969-70 (H).....	112	77
1978-79 (A).....	80	77	1970-71 (A).....	69	88
1978-79 (H).....	76	71	1971-72 (H).....	94	84
1979-80 (A).....	54	52	1977-78 (N).....	71	56
1979-80 (H).....	77	74	1977-78 (A).....	87	85
1979-80 (N).....	79	69	1977-78 (H).....	103	85
			1978-79 (A).....	60	74
Virginia Tech (2-5)			1978-79 (H).....	89	84
1968-69 (A).....	74	77	1978-79 (N).....	101	92
1969-70 (H).....	83	73	1979-80 (N).....	108	97
1972-73 (A).....	82	91	1979-80 (A).....	79	80
1973-74 (N).....	85	80	1979-80 (N).....	85	73
1978-79 (N).....	60	68			
1979-80 (H).....	77	79	Florida A & M (1-0)		
1979-80 (A).....	76	78	1979-80 (H).....	101	63
Louisville (3-11)			St. Louis (7-0)		
1968-69 (A).....	78	79	1971-72 (N).....	63	62
1969-70 (H).....	79	69	1977-78 (H).....	88	75
1973-74 (A).....	78	90	1977-78 (A).....	72	68
1974-75 (H).....	75	84	1978-79 (A).....	61	59
1974-75 (A).....	61	79	1978-79 (H).....	84	79
1976-77 (A).....	75	78	1979-80 (A).....	75	73
1977-78 (A).....	70	66	1979-80 (H).....	71	69
1977-78 (H).....	81	70			
1977-78 (N).....	93	94	Marquette (0-2)		
1978-79 (H).....	65	67	1967-68 (A).....	58	78
			1979-80 (A).....	64	74

INDIVIDUAL SINGLE GAME RECORDS

Points

- 46, Ron King vs. Georgia Southern, 1970-71
- 43, Hugh Durham vs. Stetson, 1956-57
- 43, Dave Fedor vs. Miami, 1959-60
- 42, Murray Brown vs. Auburn, 1978-79
- 42, Jim Oler vs. Morningside, 1955-56
- 38, Ham Wernke vs. Tampa, 1952-53
- 38, Dave Fedor vs. Tampa, 1961-62
- 38, David Thompson vs. South Alabama, 1976-77
- 37, Dave Fedor vs. Rollins, 1959-60
- 36, Hugh Durham vs. Georgia, 1958-59
- 35, Larry Warren vs. South Alabama, 1973-74
- 35, Larry Warren vs. South Florida, 1973-74
- 35, Ham Wernke vs. Montana State, 1954-55
- 35, Vernell Ellzy vs. Biscayne, 1970-71
- 35, Reggie Royals vs. UC-Irvine, 1970-71
- 35, Benny Clyde vs. Oklahoma City, 1972-73

Field Goals Made

- 21, Ron King vs. Georgia Southern, 1970-71
- 17, Ron King vs. Pan Am, 1970-71

- 17, Ron King vs. Miami, 1970-71
- 17, David Thompson vs. South Alabama, 1976-77
- 16, Larry Warren vs. Marshall, 1974-75
- 16, Dave Fedor vs. Miami, 1959-60
- 16, Murray Brown vs. Auburn, 1978-79
- 15, Dave Fedor vs. Rollins, 1959-60
- 15, Ray Swain vs. Tampa, 1961-62
- 15, Reggie Royals vs. UC-Irvine, 1970-71

Field Goals Attempted

- 37, Ham Wernke vs. Tampa, 1952-53
- 32, Rick Benson vs. Beloit, 1954-55
- 32, Ron King vs. Georgia Southern, 1970-71
- 31, Ian Morrison vs. Tampa, 1966-67
- 30, Burt Deckel vs. Furman, 1957-58
- 30, Don Bates vs. Stetson, 1958-59
- 29, Don Bates vs. Auburn, 1958-59
- 29, Ron King vs. Miami, 1970-71
- 28, Rick Benson vs. Georgia Teachers, 1954-55
- 28, Hugh Durham vs. Auburn, 1958-59
- 28, David Thompson vs. Jacksonville, 1976-77
- 28, David Thompson vs. UNC-Charlotte, 1976-77

Free Throws Made

- 22, Jim Oler vs. Robbins, 1954-55
- 22, Jim Oler vs. Morningside, 1955-56
- 16, Jim Oler vs. Montana State, 1954-55
- 15, Hugh Durham vs. Georgia, 1957-58
- 15, Hugh Durham vs. Stetson, 1956-57
- 14, Hugh Durham vs. Murray State, 1957-58
- 14, Hugh Durham vs. Kentucky, 1958-59
- 13, Jim Oler vs. Spring Hill, 1954-55

Free Throws Attempted

- 30, Jim Oler vs. Morningside, 1955-56
- 29, Jim Oler vs. Rollins, 1954-55
- 20, Hugh Durham vs. Georgia, 1957-58
- 19, Gary Schull vs. Memphis State, 1965-66
- 19, Harry Davis vs. Memphis State, 1977-78
- 19, Murray Brown vs. Tulane, 1978-79
- 18, Jim Oler vs. Stetson, 1954-55
- 17, Jim Oler vs. Montana State, 1954-55
- 17, Jim Oler vs. Miami, 1954-55

Rebounds

- 32, Rick Benson vs. Florida Southern, 1954-55
- 31, Dave Cowens vs. LSU, 1967-68
- 30, Dave Cowens vs. Citadel, 1967-68

- 28, Dave Fodor vs. Rollins, 1959-60
- 27, Gary Schull vs. Jacksonville, 1965-66
- 27, Dave Cowens vs. Stetson, 1968-69
- 26, Dave Cowens vs. Hawaii, 1968-69
- 26, Don Boltz vs. Stetson, 1958-59
- 25, Dave Cowens vs. Clemson, 1969-70
- 23, Lawrence McCray vs. Connecticut, 1972-73
- 23, Dave Cowens vs. Florida Southern, 1967-68
- 23, Don Boltz vs. Miami, 1958-59

Assists

- 16, Otto Petty vs. South Alabama, 1971-72
- 15, Otto Petty vs. Pan Am, 1970-71
- 15, Otto Petty vs. Samford, 1971-72
- 15, Carlton Byrd vs. Stetson, 1976-77
- 15, Tony Jackson vs. Ala.-Birmingham, 1979-80
- 14, Wayne Smalls vs. Cal. State-Bakerfield, 1974-75
- 14, Otto Petty vs. Northwestern, 1972-73
- 14, Otto Petty vs. Biscayne, 1970-71
- 13, Otto Petty vs. Seton Hall, 1972-73
- 13, Otto Petty vs. Stetson, 1972-73
- 13, Carlton Byrd vs. South Florida, 1973-74
- 12, Otto Petty vs. Arizona, 1970-71
- 12, Tony Jackson vs. Navy, 1977-78
- 12, Tony Jackson vs. Cleveland State, 1979-80

INDIVIDUAL SEASON RECORDS

Top Field Goal Shooters

NAME	YEAR	FG-FGA	PCT.
Murray Brown	1978-79	237-343	.691
Murray Brown	1979-80	230-356	.646
Harry Davis	1975-76	143-224	.638
William Williams	1969-70	185-291	.636
Jan Gies	1968-69	80-129	.620
Kris Anderson	1976-77	65-105	.619
Elvis Rolie	1979-80	197-322	.611
Kris Anderson	1978-79	105-179	.587
Greg Grady	1974-75	154-265	.581
Lawrence McCray	1972-73	170-293	.580
Harry Davis	1977-78	217-376	.577
Ray Swain	1961-62	157-274	.573
Harry Davis	1975-77	176-310	.567
Harry Davis	1974-75	104-185	.562
Jan Gies	1967-68	128-231	.554
Dale Ricketts	1961-62	63-112	.553
Lawrence McCray	1971-72	166-300	.553

Top Free Throw Shooters

NAME	YEAR	FT-FTA	PCT.
Ken Macklin	1969-70	51- 57	.895
Jerry Shirley	1963-64	69- 68	.868
Ron Harris	1969-70	46- 54	.852
Ron Malmgren	1964-65	58- 69	.841
Randy Cable	1967-68	42- 50	.840
Wayne Smalls	1976-77	26- 31	.838
Jeff Hogan	1967-68	91-110	.827
Carlton Byrd	1976-77	96-116	.827
Jim Oler	1955-56	311-350	.818
Kris Anderson	1977-78	49- 60	.816

Kris Anderson	1978-79	60- 81	.815
Jerry Shirley	1964-65	57- 70	.814
Eugene Harris	1973-74	43- 59	.813
Pete Gonzalez	1963-64	59- 73	.808

Top Rebounders

NAME	YEAR	REBOUNDS	AVG.
Dave Cowens	1967-68	456	17.5
Rick Benson	1954-55	451	17.3
Dave Cowens	1969-70	447	17.2
Dave Cowens	1968-69	437	17.0
Dave Fedor	1959-60	400	16.0
Reggie Royals	1970-71	390	15.0
Reggie Royals	1971-72	351	11.0
Dave Fedor	1960-61	336	14.0
Gary Schull	1965-66	317	12.7
Don Boltz	1957-58	303	12.1

Assists

NAME	YEAR	ASSISTS
Otto Petty	1970-71	227
Tony Jackson	1979-80	213
Otto Petty	1972-73	202
Otto Petty	1971-72	173
Tony Jackson	1977-78	166
Carlton Byrd	1976-77	159
Tony Jackson	1978-79	158
Skip Young	1968-69	155
Skip Young	1969-70	127
Greg Samuel	1971-72	120
Wayne Smalls	1974-75	110
Otis Cole	1973-74	96
Carlton Byrd	1975-76	91
Carlton Byrd	1973-74	91

Scoring Average

NAME	YEAR	AVG.
Jim Oler	1956-56	29.7
Ron King	1970-71	22.7
Hugh Durham	1958-59	21.9
Murray Brown	1978-79	21.7
Ham Wernke	1952-53	21.3
Jim Oler	1954-55	21.1
Dave Fedor	1959-60	21.1
Mickey Dillard	1979-80	20.4
Dave Fedor	1961-62	20.4
Dave Cowens	1967-68	20.3
Ham Wernke	1954-55	19.7
Hugh Durham	1956-57	19.6

INDIVIDUAL CAREER RECORDS

Field Goals Made

NAME	YEARS	GOALS
Harry Davis	1974-78	640
Dave Fedor	1959-62	585
Dave Cowens	1967-70	582
Reggie Royals	1970-73	580

David Thompson	1975-78	571
Murray Brown	1976-80	566
Ron King	1970-73	542
Jim Oler	1952-56	529
Ham Wernke	1951-55	508
Lawrence McCray	1971-74	492
Larry Warren	1973-76	473
Hugh Durham	1956-59	470
Jeff Hogan	1966-69	466

Field Goals Attempted

NAME	YEARS	ATTEMPTS
Ham Wernke	1951-55	1308
Jim Oler	1952-56	1308
Hugh Durham	1956-59	1230
David Thompson	1975-78	1213
Reggie Royals	1970-73	1181
Dave Fedor	1959-62	1174
Ron King	1970-73	1170
Dave Cowens	1967-70	1122
Rick Benson	1951-55	1104
Harry Davis	1974-78	1095
Larry Warren	1973-76	1069
Dave Arntmeier	1952-56	1050

Field Goal Percentages

NAME	YEARS	FGM-FGA	PCT.
Murray Brown	1976-80	566- 847	.668
Harry Davis	1974-78	640-1095	.585
Kris Anderson	1976-79	263- 451	.583
Jan Gies	1967-70	245- 428	.572
Greg Grady	1972-75	300- 532	.564
Willie Williams	1968-70	268- 482	.556
Lawrence McCray	1971-74	492- 896	.549
Mickey Dillard	1976-80	458- 876	.522
Dave Cowens	1967-70	581-1122	.519
Ray Swain	1959-62	403- 793	.508
Vernell Ellzy	1969-71	240- 477	.503
Dave Fedor	1959-62	585-1174	.498
Eugene Harris	1973-78	395- 795	.497

Free Throw Percentages

NAME	YEARS	FTM-FTA	PCT.
Jerry Shirley	1962-65	161-198	.813
Jim Oler	1952-56	762-975	.782
Dave Fedor	1959-62	283-363	.780
Hugh Durham	1956-59	441-569	.777
Randy Cable	1967-70	106-139	.763
Larry Warren	1973-76	182-212	.762
Mickey Dillard	1976-80	297-393	.756
Jim Liteky	1957-59	135-181	.751
Wayne Smalls	1973-77	101-135	.748
Jeff Hogan	1966-69	232-305	.748
Carlton Byrd	1973-77	186-249	.747
Jan Gies	1967-70	153-206	.743
Bobby Parks	1977-80	107-144	.743

Scoring Averages

NAME	YEARS	GAMES/POINTS	AVG.
Dave Fedor	1959-62	72-1453	20.2
Jim Oler	1952-56	91-1820	20.0
Ron King	1970-73	64-1252	19.6

Ham Wernke	1951-55	73-1409	19.3
Dave Cowens	1967-70	78-1479	19.0
Hugh Durham	1956-59	73-1381	18.9
Reggie Royals	1970-73	84-1402	16.7
Larry Warren	1972-75	51- 840	16.5
David Thompson	1975-78	83-1289	15.5
Gary Schull	1963-66	76-1122	14.8
Jeff Hogan	1966-69	79-1164	14.7
Larry Warren	1973-76	78-1108	14.2

Games Played

NAME	YEARS	GAMES
Harry Davis	1974-78	108
Tony Jackson	1976-80	108
Eugene Harris	1973-78	107
Murray Brown	1976-80	106
Carlton Byrd	1973-77	105
Wayne Smalls	1973-77	104
Greg Grady	1972-76	100
Jim Oler	1952-56	91
Mickey Dillard	1976-80	87
Hank Mann	1975-79	86
Otis Cole	1971-74	84
Lawrence McCray	1971-74	84
Reggie Royals	1970-73	84
Ron Harris	1969-72	84
David Thompson	1975-78	83
Zach Perkins	1972-76	82
Otto Petty	1970-73	82
Kris Anderson	1976-79	80
Jeff Hogan	1966-69	79
Larry Warren	1973-76	78
Dave Cowens	1967-70	78
Jan Gies	1967-70	78

1,000 POINT CLUB

NAME	YEARS	GAMES	FG	FT	PTS.	AVG.
Jim Oler	1952-56	91	529	762	1820	20.0
Harry Davis	1974-78	108	640	234	1514	14.0
Dave Cowens	1966-70	78	582	315	1479	19.0
Murray Brown	1976-80	106	566	338	1470	13.9
Dave Fedor	1959-62	72	585	283	1453	20.2
Ham Wernke	1951-55	73	508	393	1409	19.3
Reggie Royals	1970-73	84	580	242	1402	16.7
Hugh Durham	1956-59	73	470	441	1281	18.9
Ron King	1970-73	64	542	168	1352	19.6
David Thompson	1975-78	83	571	147	1289	15.5
Mickey Dillard	1976-80	87	458	297	1213	13.9
Jeff Hogan	1966-69	79	466	232	1164	14.8
Gary Schull	1963-66	76	403	316	1122	14.3
Lawrence McCray	1972-74	84	492	127	1111	13.2
Larry Warren	1973-76	78	473	162	1108	14.2
Wayne Smalls	1973-77	104	457	101	1015	9.8
Ray Swain	1959-62	72	403	194	1000	13.9

500 POINT CLUB

NAME	YEAR	POINTS
Jim Oler	1955-56	713
Mickey Dillard	1978-80	635
Murray Brown	1978-79	629
Ron King	1970-71	589
Murray Brown	1979-80	578
Ron King	1971-72	573
Jim Oler	1954-55	549
Harry Davis	1977-78	546
Dave Fedor	1959-60	527
Ham Wernke	1954-55	512
Hugh Durham	1956-57	509
Dave Cowens	1967-68	508
Dave Cowens	1968-69	508
Hugh Durham	1958-59	504
David Thompson	1976-77	500

500 BOARD CLUB

NAME	YEARS	REBOUNDS
Dave Cowens	1967-70	1340
Reggie Royals	1970-73	1006
Dave Fedor	1959-62	969
Greg Grady	1972-76	793
Gary Schull	1963-66	769
Lawrence McCray	1971-74	759
Harry Davis	1974-78	734
Murray Brown	1976-80	638
David Thompson	1975-78	619
Don Boltz	1957-59	567
Willie Williams	1968-70	534
Ray Swain	1959-62	534
Rowland Garrett	1969-72	525
Jerry Snrley	1962-66	522
Kris Anderson	1976-78	508

TEAM SEASON RECORDS

Field Goals Attempted

2372 — 1971-72 (32 games)
2164 — 1954-55 (26 games)
2082 — 1970-71 (26 games)
2055 — 1973-74 (26 games)
1965 — 1968-69 (26 games)
1960 — 1967-68 (27 games)
1957 — 1977-78 (29 games)
1950 — 1969-70 (26 games)

Field Goals Made

1110 — 1971-72 (32 games)
990 — 1970-71 (26 games)
986 — 1977-78 (29 games)
971 — 1973-74 (26 games)
964 — 1979-80 (31 games)
956 — 1975-76 (27 games)

956 — 1967-68 (27 games)
945 — 1976-77 (27 games)
939 — 1969-70 (26 games)
938 — 1972-73 (26 games)
932 — 1974-75 (26 games)
925 — 1968-69 (26 games)

Free Throws Attempted

982 — 1954-55 (26 games)
800 — 1971-72 (32 games)
799 — 1956-57 (26 games)
772 — 1979-80 (31 games)
722 — 1967-68 (27 games)
722 — 1967-68 (27 games)
720 — 1965-66 (25 games)
713 — 1959-60 (25 games)

Free Throws Made

707 — 1954-55 (26 games)
561 — 1971-72 (32 games)
543 — 1956-57 (26 games)
529 — 1979-80 (31 games)
526 — 1967-68 (27 games)
507 — 1969-70 (26 games)

Rebounds

1608 — 1971-72 (32 games)
1451 — 1969-70 (26 games)
1422 — 1954-55 (26 games)
1388 — 1967-68 (27 games)
1388 — 1970-71 (26 games)

Rebounds Per Game

55.4 — 1969-70 (26 games)
54.6 — 1954-55 (26 games)
53.4 — 1970-71 (26 games)
52.2 — 1959-60 (25 games)
52.0 — 1958-59 (23 games)

Fewest Points Allowed

1427 — 1949-50 (25 games)
1567 — 1961-62 (23 games)
1595 — 1951-52 (23 games)
1678 — 1952-53 (22 games)
1680 — 1962-63 (25 games)

Fewest Points Per Game Allowed

57.1 — 1949-50 (25 games)
63.6 — 1950-51 (27 games)
67.2 — 1962-63 (25 games)
67.8 — 1964-65 (26 games)
68.1 — 1961-62 (23 games)

Most Points Scored

2781 — 1971-72 (32 games)
2461 — 1969-80 (31 games)
2438 — 1967-68 (27 games)
2416 — 1977-78 (29 games)

2385 — 1969-70 (26 games)
2380 — 1970-71 (26 games)
2295 — 1954-55 (26 games)

Most Points Per Game

91.7 — 1969-70 (26 games)
91.5 — 1970-71 (26 games)
90.3 — 1967-68 (27 games)
88.3 — 1954-55 (26 games)
88.0 — 1973-74 (26 games)
86.9 — 1968-69 (27 games)
86.9 — 1971-72 (32 games)

Highest Point Margin

16.5 — 1969-70 (26 games)
15.5 — 1971-72 (32 games)
15.0 — 1975-76 (27 games)
11.9 — 1967-68 (27 games)
11.4 — 1974-75 (26 games)
11.3 — 1970-71 (26 games)
11.3 — 1977-78 (29 games)
10.1 — 1972-73 (26 games)

Highest Field Goal Percentage

.532 — 1979-80 (31 games)
.512 — 1961-62 (23 games)
.510 — 1978-79 (29 games)
.503 — 1977-78 (29 games)
.502 — 1974-75 (26 games)
.500 — 1976-77 (27 games)
.498 — 1972-73 (26 games)
.491 — 1975-76 (27 games)
.490 — 1967-68 (27 games)
.481 — 1969-70 (26 games)
.476 — 1970-71 (26 games)

Highest Free Throw Percentage

.729 — 1967-68 (27 games)
.727 — 1963-64 (28 games)
.719 — 1957-58 (25 games)
.718 — 1969-70 (26 games)
.716 — 1964-65 (26 games)

TEAM SINGLE GAME RECORDS

MOST POINTS — HOME

139, Baptist 72, 1976-77
134, Valdosta 65, 1971-72
125, South Dakota 65, 1970-71
122, Samford 79, 1970-71
122, Clemson 80, 1969-70
122, Miami 93, 1967-68

MOST POINTS — AWAY

123, Tampa 92, 1961-62
121, Pepperdine 83, 1969-70
116, Tampa 95, 1960-61
112, Miami 96, 1969-70
111, Miami 84, 1968-69

MOST POINTS — NEUTRAL

130, LSU 100, 1967-68
117, Southern Mississippi 84, 1970-71
108, Furman 96, 1956-57
108, Tulane 97, 1969-80
107, W. Kentucky 87, 1973-74
101, Tulane 92, 1978-79
99, Texas A & M 79, 1973-74
97, Georgia 87, 1954-55

MOST POINTS — BOTH TEAMS

230 — FS 130, FSU 100, 1968-69
222 — FS 108, Jacksonville 114, 1970-71
220 — FS 114, Miami 106, 1970-71

215 — FS 122, Miami 93, 1967-68
 215 — FS 123, Tampa 92, 1961-62
 211 — FS 116, Tampa 95, 1960-61
 211 — FS 139, Baptist 72, 1976-77
 210 — FS 110, E. Carolina 100, 1967-68

WINNING MARGIN

69 — FS 134, Valdosta 65, 1971-72
 67 — FS 139, Baptist 72, 1976-77
 64 — FS 121, Tampa 57, 1965-66
 60 — FS 125, South Dakota 65, 1970-71
 58 — FS 108, Georgia Tech 50, 1971-72
 57 — FS 110, Rollins 53, 1961-62
 57 — FS 109, PB Atlantic 52, 1975-76

FEWEST POINTS ALLOWED

21 vs. Mississippi College, 1948-49
 24 vs. Mississippi College, 1949-50
 27 vs. Troy State, 1949-50
 34 vs. Samford, 1972-73
 34 vs. Memphis State, 1978-79
 36 vs. Spring Hill, 1947-48
 36 vs. Stetson, 1948-49
 36 vs. Stetson, 1948-49
 37 vs. Troy State, 1947-48
 37 vs. Charleston, 1949-50

FIELD GOALS ATTEMPTED

115 vs. LSU, 1965-66
 111 vs. Valdosta, 1968-69
 110 vs. Valdosta, 1971-72
 109 vs. Valdosta, 1970-71

FIELD GOALS MADE

56 vs. Baptist, 1976-77
 55 vs. Valdosta, 1971-72
 54 vs. South Dakota, 1970-71
 54 vs. Samford, 1970-71
 53 vs. Valdosta, 1968-69
 52 vs. Tampa, 1961-62
 52 vs. LSU, 1965-66

FREE THROWS ATTEMPTED

53 vs. Stetson, 1957-58
 48 vs. Georgia, 1957-58

46 vs. Memphis State, 1965-66
 46 vs. Missouri Western, 1976-77
 43 vs. Georgia, 1959-60
 43 vs. North Carolina, 1971-72
 42 vs. Mississippi Southern, 1959-60
 42 vs. Tampa, 1959-60
 42 vs. Florida Southern, 1979-80

FREE THROWS MADE

38 vs. Stetson, 1958-59
 36 vs. Georgia, 1957-58
 33 vs. Memphis State, 1964-65
 33 vs. Hofstra, 1967-68
 32 vs. Georgia Tech, 1971-72
 32 vs. Miami, 1953-54

REBOUNDS

84 vs. LSU, 1967-68
 82 vs. Valdosta, 1970-71
 79 vs. Valdosta, 1968-69
 76 vs. Georgetown, 1969-70
 76 vs. Wisconsin-Milwaukee, 1970-71
 75 vs. Clemson, 1969-70
 75 vs. Miami, 1969-70
 75 vs. South Dakota, 1970-71
 75 vs. Valdosta, 1971-72

MOST FOULS

35 vs. Florida, 1964-65
 34 vs. Memphis State, 1959-60
 32 vs. Alabama, 1964-65
 32 vs. Florida, 1967-68
 32 vs. Missouri, 1976-77
 31 vs. Miami, 1958-59

FEWEST FOULS

7 vs. Connecticut, 1972-73
 9 vs. Stetson, 1971-72
 10 vs. Auburn, 1961-62
 10 vs. Georgia, 1964-65
 10 vs. Florida, 1964-65
 10 vs. Dayton, 1968-69
 10 vs. UC-Irvine, 1970-71
 10 vs. Samford, 1972-73

MISCELLANEOUS TEAM RECORDS

Single Game

Largest Winning Margin on the Road — 41 vs. Jacksonville (106-65),	1967-68
Largest Winning Margin at a Neutral Site — 36 vs. Stetson (90-54),	1971-72
Largest Winning Margin at a Neutral Site — 36 vs. Stetson (90-54),	1971-72
Most Points Scored in First Half — 70 vs. Pepperdine (121-53),	1969-70
Most Points Scored in Second Half — 78 vs. LSU (130-100),	1967-68
Fewest Points Allowed at Home — 21 vs. Mississippi College (53-21),	1948-49
Fewest Points Allowed on the Road — 34 vs. Samford (47-34),	1972-73
Fewest Points Allowed at a Neutral Site — 46 vs. Mercer (62-46),	1948-49
Most Points Allowed at Home — 106 vs. Miami (114-106),	1970-71
Most Points Allowed on the Road — 115 vs. North Carolina (115-80),	1965-66

Most Points Allowed at a Neutral Site — 110 vs. Beloit (110-88),	1954-55
Worst Defeat at Home — 21 vs. Florida (80-59)	1962-63
Worst Defeat on the Road — 52 vs. West Virginia (103-51),	1957-58
Worst Defeat at a Neutral Site — 31 vs. Millikin (91-60),	1950-51
Fewest Points Scored at Home — 35 vs. Sewanee (43-35),	1948-49
Fewest Points Scored on the Road — 30 vs. Florida (50-30),	1966-67
Fewest Points Scored at a Neutral Site — 43 vs. Tennessee (65-43),	1964-65
Highest Field Goal Percentage — .727 vs. Minnesota (48-66),	1979-80
Highest Field Goal Percentage in a Half — .792 vs. Georgia Southern (19 of 24),	1974-75

Season

Most Games Played — 33, 1971-72
Fewest Games Played — 18, 1957-58
Most Victories — 27, 1971-72
Longest Winning Streak — 11, 1969-70
Fewest Defeats — 3, 1969-70
Highest Winning Percentage — .885 (23-3), 1969-70
Most 100 Point Games — 9, 1967-68 and 1970-71
Fewest Victories — 5, 1947-48 and 1951-52
Lowest Winning Percentage — .200 (5-20), 1951-52
Longest Losing Streak — 13, 1947-48
Fewest Points — 850 (18 games), 1947-48
Fewest Points Per Game — 47.2 (18 games), 1947-48
Most Points Allowed — 2319 (31 games), 1979-80
Most Points Allowed Per Game — 81.9 (23 games), 1959-60
Highest Field Goal Percentage — .532 (964-1811), 1979-80
Highest Free Throw Percentage — .729 (526 of 722), 1967-68
Lowest Field Goal Percentage — .203, 1951-52
Lowest Free Throw Percentage — .586 (406 of 693), 1950-51
Fewest Personal Fouls — 383 (23 games), 1961-62
Most Personal Fouls — 637 (29 games), 1978-79

TOURNAMENT HISTORY

ALL TOURNAMENTS

APP.	GAMES	WON	LOST	PCT.	CHAMPIONSHIPS	SECOND	THIRD
61	131	71	60	.542	12	20	12

IN-SEASON TOURNAMENTS

43	93	49	44	.527	9	13	11
----	----	----	----	------	---	----	----

POST SEASON TOURNAMENTS

18	38	22	16	.579	3	7	1
----	----	----	----	------	---	---	---

TOURNAMENT CHAMPIONSHIPS

NAIB District 25 — 1950-51
 NAIB District 25 — 1954-55
 Savannah Invitational — 1962-63
 Civitan Classic — 1968-69
 Gator Bowl — 1969-70
 Civitan Classic — 1971-72
 Far West Classic — 1971-72
 Senior Bowl — 1971-72
 NCAA Mideast — 1971-72
 Big Sun — 1973-74
 Big Sun — 1977-78
 Birmingham Classic — 1977-78

TOURNAMENT APPEARANCES

1948-49 Dixie Conference (1-2, Fourth)
 1949-50 Dixie Conference (1-1, Third)
 1950-51 Dixie Conference (1-1, Second)
 1950-51 NAIB District 25 (2-0, Champ)
 1950-51 NAIB Nationals (2-1, Quarterfinals)
 1951-52 Gator Bowl (0-3, round robin)
 1951-52 NAIB District 25 (1-1, Second)
 1952-53 NAIB District 25 (1-1, Second)
 1954-55 Gator Bowl (1-1, Third)
 1954-55 NAIB District 25 (2-0, Champ)
 1954-55 NAIB Nationals (1-1, Second Round)

1955-56 Carousel Tournament (1-2, Sixth)	1972-73 Marshall Memorial Classic (1-1, Third)
1955-56 Orange Bowl (1-2, Seventh)	1972-73 Dayton Invitational (1-1, Third)
1956-57 Senior Bowl (1-1, Third)	1972-73 All-College (2-1, Third)
1957-58 Senior Bowl (1-1, Third)	1973-74 Steel Bowl (1-1, Second)
1958-59 Citadel Invitational (0-2, Fourth)	1973-74 Mercer Bear Classic (1-1, Third)
1959-60 Gator Bowl (1-1, Second)	1973-74 Bluebonnet Classic (1-1, Second)
1960-61 Gator Bowl (0-1)	1973-74 Big Sun (2-0, First)
1962-63 Savannah Invitational (3-0, Champ)	1974-75 Louisville Holiday (1-1, Second)
1963-64 Gator Bowl (1-1, Third)	1975-76 Big Sun (1-1, Second)
1964-65 Vanderbilt Invitational (1-1, Third)	1975-76 Far West Classic (1-2, Seventh)
1964-65 All College Tournament (1-2, Seventh)	1976-77 IPTAY Tournament (1-1, Second)
1965-66 Tampa Invitational (1-1, Second)	1976-77 Cable Car Classic (1-1, Second)
1967-68 Milwaukee Classic (1-1, Third)	1976-77 Vermont Classic (1-1, Third)
1967-68 Evansville Tournament (1-1, Second)	1976-77 Metro Tournament (0-1)
1967-68 NCAA Mideast (0-1)	1977-78 Big Sun (2-0, First)
1968-69 Civitan Classic (2-0, Champ)	1977-78 Birmingham Classic (2-0, First)
1969-70 Gator Bowl (2-0, Champ)	1977-78 Pillsbury Classic (1-1, Second)
1970-71 Civitan Classic (1-1, Second)	1977-78 Metro Tournament (1-1, Second)
1970-71 Sun Bowl (0-2)	1977-78 NCAA Mideast (0-1)
1971-72 Civitan Classic (2-0, Champ)	1978-79 Metro Tournament (2-1, Second)
1971-72 Far West Classic (3-0, Champ)	Dayton Tournament (1-1, Second)
1971-72 Senior Bowl (2-0, Champ)	Old Dominion Classic (1-1, Second)
1971-72 NCAA Mideast (3-0, Champ)	1979-80 Metro Tournament (2-1, Second)
1971-72 NCAA Championship (1-1, Second)	NCAA (1-1)

All-Time Florida State Scores

FSU	Opp.	Score	Opp.	Score
1947-48 — Won 5, Lost 13 (.277)			46 Mississippi College (A)	57
39 Spring Hill (H)	36	49 Millsaps (A)	46	
57 Troy State (H)	37	47 Oglethorpe (H)	46	
45 Wofford (A)	48	35 Sewanee (H)	43	
56 Stetson (A)	65	44 Birmingham S. (H)	50	
56 Georgia Teachers (H)	60	52 Mercer (N)	48	
46 Georgia (A)	65	47 Tampa (N)	56	
48 Mercer (H)	61	49 Lambuth (N)	55	
54 Spring Hill (A)	76			
48 Troy State (A)	49	1949-50 — Won 15, Lost 10 (.600)		
43 Mercer (A)	68	43 Mississippi College (H)	24	
45 Erskine (A)	47	51 Mississippi College (H)	45	
38 Wofford (A)	77	61 Troy State (H)	27	
42 Georgia (H)	44	72 Charleston (H)	37	
41 Florida Southern (A)	47	50 Central (Mo.) (A)	62	
47 Georgia Teachers (A)	65	52 Drury (A)	59	
55 Florida Southern (H)	48	52 S.W. Mo. State (A)	79	
41 Stetson (H)	38	60 Tampa (A)	80	
49 Erskine (H)	48	65 Florida Southern (A)	71	
		48 Florida Southern (A)	59	
1948-49 — Won 12, Lost 12 (.500)		63 Mercer (H)	45	
53 Mississippi College (H)	21	59 Howard (A)	58	
63 Florida Southern (H)	45	45 Birmingham So. (A)	55	
68 Troy State (A)	64	62 Millsaps (H)	45	
50 Lambuth (A)	57	61 Stetson (H)	70	
52 Union (A)	56	61 Mercer (A)	69	
47 Southwestern (A)	54	50 Howard (H)	39	
49 Stetson (H)	40	57 David Lipscomb (H)	53	
40 Stetson (A)	36	58 Tampa (H)	56	
51 Tampa (A)	58	79 Troy State (A)	71	
56 Mercer (H)	65	65 Sewanee (A)	65	
63 Troy State (H)	45	74 Sewanee (A)	68	
52 Oglethorpe (A)	64	56 Florida Southern (N)	58	
58 Mercer (A)	62	74 Mississippi College (N)	63	
50 Tampa (H)	58			

1950-51 — Won 18, Lost 9 (.667)

74	Charleston (A)	54
55	Mercer (A)	52
76	Conn. St. Teachers (H)	68
60	Howard (H)	44
85	Florida Southern (A)	55
61	Miami (A)	80
73	David Lipscomb (A)	88
63	Mississippi (H)	58
66	Stetson (H)	67
44	Florida Southern (H)	41
80	Tampa (H)	69
58	Howard (A)	51
66	Tampa (A)	76
53	Stetson (A)	71
60	Rollins (A)	57
65	Loyola of N.O. (H)	75
75	Mississippi (A)	79
77	Mississippi College (A)	54
69	Mercer (H)	64
62	Rollins (H)	45
64	Howard (N)	54
65	Mercer (A)	69
65	Stetson (N)	58
69	Georgia Teachers (N)	67
85	So. Dakota State (N)	70
61	Pepperdine (N)	59
60	Milikin (N)	91

1951-52 — Won 5, Lost 20 (.200)

46	Parris Is. Marines (A)	78
56	Culver-Stockton (H)	59
47	Mississippi State (A)	75
43	Mississippi So. (A)	84
70	Mississippi So. (H)	78
54	Spring Hill (A)	64
48	Sewanee (N)	58
50	Georgia (N)	79
56	Glemson (N)	62
51	Florida (N)	61
52	Loyola of N.O. (A)	74
56	Miami (A)	93
72	Tampa (A)	65
51	Florida Southern (A)	54
93	Georgia Teachers (H)	93
72	Florida Southern (H)	53
82	Parris Is. Marines (H)	64
74	Rollins (H)	71
48	Stetson (A)	58
55	Rollins (A)	69
63	Miami (H)	76
79	Tampa (H)	60
64	Stetson (H)	66
73	Miami (N)	70
57	Tampa (N)	78

1952-53 — Won 11, Lost 11 (.500)

62	Mercer (A)	78
68	Georgia Teachers (A)	63
90	Rollins (H)	83
77	Mercer (H)	76
59	Central (Mo.) (H)	62
58	Sewanee (A)	69
82	Mississippi State (H)	52
68	Loyola of N.O. (H)	72

65	Miami (A)	93
73	Tampa (A)	77
71	Florida Southern (A)	89
79	Rollins (A)	82
73	Memphis State (A)	87
77	Arkansas State (A)	86
76	Stetson (H)	68
71	Florida Southern (A)	89
83	Tampa (H)	74
77	Loyola of N.O. (A)	85
81	Miami (H)	75
83	Stetson (A)	79
87	Mercer (N)	77
81	Stetson (A)	94

1953-54 — Won 13, Lost 7 (.619)

75	Mississippi State (A)	87
72	Mercer (H)	70
68	Georgia Teachers (H)	58
72	Jacksonville St. (Ala.) (H)	61
74	Stetson (H)	71
60	Spring Hill (H)	69
74	Tampa (H)	58
76	Loyola of N.O. (H)	80
61	Miami (A)	78
82	Rollins (A)	72
73	Tampa (A)	63
98	Florida Southern (A)	80
60	Stetson (A)	82
85	Rollins (H)	68
99	Florida Southern (H)	71
63	Mercer (A)	70
76	Miami (H)	69
72	Loyola of N.O. (A)	88
89	Georgia Teachers (A)	85
78	Arkansas State (H)	68

1954-55 — Won 22, Lost 4 (.846)

103	Jacksonville St. (Ala.) (H)	76
75	Georgia Teachers (H)	67
90	Tampa (H)	62
94	Stetson (H)	94
71	Miami (H)	66
79	Florida (N)	82
97	Georgia (N)	87
75	Duke (A)	97
73	Florida Southern (A)	69
96	Tampa (A)	61
90	Georgia (H)	81
81	Spring Hill (A)	72
91	Mississippi State (A)	76
84	Stetson (A)	73
86	Rollins (H)	74
84	Florida Southern (H)	63
88	Georgia (A)	79
110	Rollins (A)	82
95	Loyola of N.O. (A)	101
102	Mississippi State (H)	86
87	Loyola of N.O. (H)	84
86	Miami (A)	80
86	Stetson (H)	77
91	Georgia Teachers (H)	83
93	Montana State (N)	84
88	Beloit (N)	110

1955-56 — Won 16, Lost 9 (.640)

63	North Carolina (A)	88
54	E. Tennessee St. (A)	80
101	Rollins (H)	67
91	Stetson (H)	78
89	Tampa (A)	67
104	Morningside (H)	83
76	Clemson (N)	94
86	Boston University (N)	52
71	Mississippi State (N)	79
69	West Virginia (N)	78
59	Santa Clara (N)	61
85	New York Univ. (N)	83
78	Miami (H)	76
71	Rollins (A)	70
79	Georgia (A)	76
81	Georgia Teachers (A)	90
85	Loyola of N.O. (H)	75
90	Troy State (H)	65
88	Tampa (H)	73
92	Florida Southern (H)	73
85	Florida Southern (A)	81
89	Stetson (A)	83
85	Miami (A)	91
72	Loyola of N.O. (A)	75
80	Georgia (H)	75

1956-57 — Won 9, Lost 17 (.346)

55	Duquesne (A)	70
54	Steubenville (A)	79
54	West Virginia (A)	88
66	Bradley (A)	90
65	Florida (A)	67
74	Texas A & M (H)	63
59	E. Tennessee St. (H)	65
68	Georgia (H)	72
75	Morehead State (N)	97
108	Furman (N)	96
59	N. Carolina State (A)	64
77	Miami (H)	85
70	Stetson (A)	97
104	Stetson (H)	86
86	Georgia (A)	63
82	Tampa (A)	67
97	Rollins (A)	94
63	Florida Southern (A)	78
67	Florida Southern (H)	73
96	Rollins (H)	79
81	Mississippi So. (H)	72
79	Loyola of N.O. (H)	77
82	Miami (A)	98
88	Tampa (H)	57
74	Centenary (A)	92
56	Loyola of N.O.	82

1957-58 — Won 9, Lost 16 (.360)

74	Tennessee Tech (H)	71
84	Murray State (H)	60
57	Tennessee (A)	74
70	Florida (A)	71
89	Furman (A)	95
56	Loyola of N.O. (A)	82
65	Louisiana State (A)	67
57	Citadel (N)	59
92	Georgia (N)	80

67	Loyola of N.O. (H)	79
72	Tampa (H)	53
56	Memphis State (A)	59
77	Stetson (H)	60
71	Miami (H)	70
51	West Virginia (A)	103
68	Marshall (A)	109
66	Ohio University (A)	86
60	Xavier of Ohio (A)	76
62	Army (H)	71
57	Oklahoma City (H)	52
80	Rollins (H)	61
51	Memphis State (H)	68
66	Miami (A)	86
56	Tampa (A)	79
85	Georgia (H)	77

1958-59 — Won 8, Lost 15 (.347)

68	Kentucky (A)	91
73	Furman (H)	72
100	Spring Hill (H)	70
64	Wake Forest (A)	73
82	Florida (H)	60
74	Auburn (A)	95
79	Miami (N)	85
72	Georgia (N)	83
82	Louisiana State (H)	67
82	Auburn (H)	69
85	Mississippi So. (H)	62
72	Memphis State (H)	75
93	Miami (H)	69
91	Georgia (A)	94
75	Oklahoma City (A)	103
63	Centenary (A)	87
61	Loyola of N.O. (H)	60
71	Murray State (A)	96
69	Memphis State (A)	93
84	Oklahoma City (H)	98
91	Stetson (A)	98
94	Rollins (A)	93
85	Miami (A)	92

1959-60 — Won 10, Lost 15 (.400)

78	Louisiana State (A)	89
64	Loyola of N.O. (A)	71
71	Florida (A)	81
58	Auburn (A)	62
86	Alabama (A)	74
64	Clemson (A)	68
63	Auburn (H)	76
85	Jacksonville Univ. (A)	69
66	Georgia (N)	69
93	South Carolina (H)	75
74	Citadel (H)	76
81	Centenary (H)	71
78	Mississippi So. (A)	87
71	Memphis State (A)	88
72	Tampa (H)	67
91	Miami (H)	93
78	Morehead State (H)	75
68	Tampa (A)	83
67	Memphis State (H)	83
101	Rollins (H)	58
105	Furman (A)	98
60	Citadel (A)	100

69 Loyola of N.O. (H)	50
89 Miami (A)	107
95 Georgia (H)	82
1960-61 — Won 14, Lost 10 (.583)	
88 Tampa (H)	60
63 Kentucky (A)	58
55 Vanderbilt (A)	75
57 Auburn (A)	74
74 Clemson (H)	47
67 Florida (H)	74
72 South Carolina (A)	82
74 Clemson (A)	57
56 Georgia (N)	62
Tennessee (A)	
73 Loyola of N.O. (H)	55
89 Miami (H)	78
67 Auburn (N)	74
78 Rollins (A)	70
68 Alabama (H)	57
83 Citadel (H)	77
86 Valdosta State (H)	66
77 Georgia (A)	68
99 Furman (H)	57
74 Florida (A)	75
95 Tampa (A)	116
75 Miami (A)	75
72 Loyola of N.O. (A)	68
1961-62 — Won 15, Lost 9 (.651)	
57 Ohio State (A)	72
63 Wisconsin (A)	64
76 Rice (H)	66
85 Florida (A)	71
56 Auburn (A)	56
77 Clemson (H)	82
69 Tennessee (A)	62
57 Auburn (H)	62
99 Oklahoma City (H)	74
64 Furman (A)	67
69 Clemson (A)	75
110 Rollins (H)	53
65 Miami (H)	60
57 Alabama (A)	72
81 Oklahoma City (A)	79
76 Houston (A)	84
73 Valdosta State (H)	42
91 Tampa (H)	71
71 Georgia (A)	62
79 Florida (H)	56
83 Miami (A)	80
123 Tampa (A)	92
101 Georgia (H)	69
1962-63 — Won 15, Lost 10 (.600)	
92 Tampa (H)	60
65 Valdosta State (H)	42
59 Florida (H)	80
47 Auburn (A)	65
72 Alabama (H)	63
54 Kentucky (A)	83
70 Auburn (H)	77
56 Richmond (H)	62
77 Georgia (N)	69
49 Alabama (N)	48

79 Georgia Southern (N)	60
65 Tennessee (A)	66
72 Chattanooga (A)	55
77 Miami (H)	74
88 Georgia (H)	54
76 Georgia (A)	90
55 Georgia Tech (A)	70
86 Florida (A)	94
76 Houston (H)	69
63 Alabama (A)	61
61 Valdosta State (A)	56
73 Stetson (H)	57
82 Centenary (H)	68
73 Phillips 66 Oilers (H)	82
70 Miami (A)	99
80 Tampa (A)	58

1963-64 — Won 11, Lost 14 (.444)	
55 Florida (A)	78
69 Auburn (H)	67
53 Alabama (A)	62
81 Rice (A)	102
60 Texas Christian (A)	66
107 Tampa (H)	61
91 Tulsa (H)	76
53 Air Force (N)	78
85 Manhattan (N)	81
65 Richmond (A)	69
72 Virginia Military (A)	83
80 Miami (H)	78
91 Memphis State (H)	90
64 Georgia (H)	63
50 Florida (H)	52
59 Auburn (A)	63
95 Alabama (H)	77
57 Furman (H)	48
72 Centenary (A)	79
72 Memphis State (A)	84
73 Georgia Tech (A)	77
101 Jacksonville (H)	77
80 Stetson (A)	60
80 Miami (A)	82
70 Georgia (A)	85

1964-65 — Won 16, Lost 10 (.620)	
57 Valdosta State (H)	57
76 Virginia Military (H)	72
68 Auburn (A)	92
73 Alabama (A)	76
61 Florida (H)	50
56 Oklahoma State (N)	60
82 Baylor (N)	64
43 Tennessee (N)	65
74 Tulsa (A)	72
44 DePaul (N)	52
77 Creighton (N)	85
81 Rice (N)	56
64 Georgia (OT) (A)	55
67 Miami (H)	66
74 Memphis State (H)	61
72 Georgia Tech (H)	65
58 Auburn (H)	55
66 Alabama (H)	75
62 Duquesne (N)	58
81 Memphis State (A)	70

97	Jacksonville (H)	74
76	Georgia Tech (A)	77
71	Tampa (A)	64
65	Florida (A)	77
75	Miami (A)	82
85	Georgia (H)	83

1965-66 — Won 15, Lost 11 (.577)

73	Lamar Tech (H)	68
69	Valdosta (H)	68
121	Tampa (H)	57
62	Florida (A)	75
80	North Carolina (A)	115
62	Calif.-Santa Barbara (H)	61
65	V.M.I. (A)	64
58	Auburn (A)	59
64	Auburn (A)	80
57	Georgia (A)	63
78	Miami (H)	62
73	Loyola of N.O. (H)	53
67	Memphis (H)	63
65	Florida (H)	74
86	Jacksonville (A)	90
96	Panama Nationals (H)	73
71	Georgia Tech (H)	66
66	Memphis (A)	81
62	Loyola of N.O. (A)	63
78	Jacksonville (A)	49
88	Georgia Tech (A)	95
77	Samford (H)	66
99	Florida Southern (H)	54
99	Tampa (A)	70
90	Miami (A)	112
87	Georgia (H)	69

1966-67 — Won 11, Lost 15 (.423)

62	Valdosta State (H)	58
76	Rice (H)	72
30	Florida (A)	50
48	Kansas (A)	62
58	Kansas State (A)	81
76	Richmond (A)	80
59	Eastern Kentucky (A)	81
83	Citadel (A)	67
55	North Carolina (A)	81
79	Alabama (A)	80
59	Auburn (A)	67
61	Miami (H)	60
85	Tulane (A)	87
42	Memphis State (A)	46
81	Jacksonville (H)	70
71	Marshall (H)	77
68	Georgia Tech (H)	75
109	Tampa (H)	72
55	Memphis State (H)	51
68	Jacksonville (A)	67
100	Tulane (H)	90
84	Florida Southern (A)	76
75	Florida (H)	90
84	Georgia Tech (A)	102
87	Tampa (A)	84
90	Miami (A)	110

1967-68 — Won 19, Lost 8 (.704)

90	Fla. Presbyterian (A)	66
----	-----------------------	----

69	Ohio State (A)	76
87	Florida (H)	95
104	Samford (H)	89
58	Marquette (A)	78
130	Louisiana State (N)	100
114	Richmond (H)	91
87	Rutgers (H)	77
94	Geo. Washington (A)	69
67	Evansville (A)	76
96	Citadel (A)	75
111	Stetson (H)	81
122	Miami (H)	93
92	Jacksonville (H)	79
73	Georgia Tech (A)	57
109	Hofstra (H)	71
81	Valdosta State (H)	71
80	North Carolina (A)	86
110	East Carolina (H)	100
93	Citadel (H)	50
104	Florida Southern (H)	82
106	Jacksonville (A)	65
64	Florida (A)	89
72	Georgia Tech (H)	67
72	Stetson (A)	60
84	Miami (A)	96
69	East Tenn. State (A)*	79

*NCAA Mid East Regionals

1968-69 — Won 18, Lost 8 (.692)

120	Valdosta (H)	75
111	Miami (A)	84
93	Jacksonville (A)	88
74	Virginia Tech (A)	77
78	Louisville (A)	79
70	So. California (H)	68
86	Ohio State (H)	93
104	New Hampshire (H)	52
68	Jacksonville (A)	76
97	Tulane (A)	94
96	Miami (H)	81
67	Kent State (H)	76
99	Tulane (H)	90
80	Rice (A)	83
92	Hawaii (H)	60
87	South Carolina (H)	76
93	Jacksonville (H)	89
84	Valdosta State (A)	81
70	Clemson (A)	67
82	North Carolina (A)	100
95	Stetson (H)	67
79	Dayton (H)	71
76	Georgia Tech (H)	84
98	Georgia Tech (A)	80
84	Florida Southern (A)	70
89	Miami (A)	86

1969-70 — Won 23, Lost 3 (.885)

69	Oregon State (H)	68
100	Oregon (H)	84
107	Rollins (A)	86
75	North Carolina (A)	86
98	Georgetown (H)	65
79	Louisville (H)	69
82	Texas (H)	61
86	Army (N)	51

88	Florida (N)	63
121	Pepperdine (A)	83
68	So. California (A)	71
87	Arizona (A)	78
104	Miami (H)	63
82	Tulane (A)	77
122	Clemson (H)	80
89	Georgia Tech (A)	83
89	Jacksonville (H)	83
83	Virginia Tech (H)	73
80	Kent State (A)	79
82	Dayton (A)	76
98	Florida Southern (H)	74
112	Tulane (H)	77
81	Jacksonville (A)	85
97	Georgia Tech (H)	80
94	Stetson (A)	64
112	Miami (A)	96

1970-71 — Won 17, Lost 9 (.654)

80	Texas (A)	78
106	Biscayne (H)	70
125	South Dakota (H)	65
117	Southern Miss (N)	84
108	Jacksonville (A)	114
111	Valdosta State (H)	63
85	So. California (N)	94
64	Miami (Ohio) (N)	67
95	Pan American (A)	90
95	Arizona (H)	85
101	Pepperdine (H)	82
114	Miami (H)	106
96	Manhattan (H)	68
69	Tulane (A)	88
122	Samford (H)	79
78	Stetson (H)	71
67	Georgia Tech (H)	85
65	Jacksonville (A)	83
82	California-Irvine (H)	69
98	Wisconsin-Milw. (H)	61
81	Georgia Tech (A)	76
113	Georgia Southern (A)	81
79	Jacksonville (H)	90
61	North Carolina (A)	70
74	Florida Southern (A)	66
94	Miami (A)	100

1971-72 — Won 27, Lost 6 (.818)

112	Oglethorpe (H)	69
96	Eastern Kentucky (H)	83
90	Stetson (N)	54
90	Jacksonville (A)	83
134	Valdosta State (H)	65
(10)	Hawaii (A) (Forfeit)	(30)
76	Hawaii (A)	81
85	Washington (N)	77
73	Oregon State (N)	72
85	Washington State (N)	61
88	Denver (N)	70
63	St. Louis (N)	62
106	E. Tennessee State (H)	63
96	Mercer (H)	78
86	Houston (H)	79
105	South Alabama (H)	72
71	Georgia Tech (A)	69

72	Jacksonville (H)	84
84	Florida Southern (H)	63
109	Pan American (H)	83
86	Houston (A)	94
104	South Alabama (A)	81
94	Tulane (H)	84
108	Georgia Tech (H)	50
70	Jacksonville (A)	61
49	Stetson (A)	47
94	Biscayne (A)	66
64	Cincinnati (A)	88
	(NCAA Tournament)	
83	Eastern Kentucky (N)	81
70	Minnesota (N)	56
73	Kentucky (N)	54
79	North Carolina (N)	75
76	UCLA (A)	81

1972-73 — Won 18, Lost 8 (.692)

109	Georgia Southern (H)	97
87	Eastern Kentucky (N)	70
97	Biscayne (H)	62
59	Princeton (N)	61
85	Baylor (N)	67
68	Alabama (N)	74
91	Northwestern (N)	73
70	Penn State (N)	60
77	Brigham Young (N)	80
94	Oklahoma City (A)	80
91	Connecticut (H)	55
101	Georgetown (H)	70
78	Cincinnati (H)	74
84	Stetson (H)	67
66	Jacksonville (A)	70
47	Samford (A)	34
78	Southern Ill. (H)	73
95	South Florida (H)	53
82	Virginia Tech (A)	91
80	Seton Hall (N)	61
62	Cincinnati (A)	89
83	Jacksonville (H)	74
79	North Carolina (N)	91
86	South Alabama (A)	69
59	Marshall (H)	71
112	Mercer (H)	94

1973-74 — Won 18, Lost 8 (.692)

92	Hofstra (H)	63
109	Biscayne (H)	71
65	Clemson (N)	58
60	Pittsburgh (N)	82
93	Eastern Kentucky (A)	60
78	Louisville (A)	90
88	Memphis State (H)	80
107	W. Kentucky (N)	87
66	Wake Forest (N)	48
92	Indiana State (N)	93
84	Wisc.-Milw. (N)	82
99	Texas A&M (N)	79
74	Houston (A)	79
85	Virginia Tech (N)	80
92	Georgia Southern (N)	89
94	South Florida (A) (OT)	95
73	South Illinois (A)	77
78	Jacksonville (H)	74

90	New Mexico (H)	71
91	Canisius (H)	74
118	South Florida (H)	84
89	Jacksonville (A)	113
85	North Carolina (N)	104
105	South Alabama (H)	63
86	Fairleigh Dickinson (H)	58
96	South Alabama (A)	91

1974-75 — Won 18, Lost 8 (.692)

81	Valdosta State (H)	74
72	Illinois State (H)	70
90	Marshall (H)	63
69	Memphis State (A)	70
75	Louisville (H)	84
96	Cal. State-Bakersfield (H)	66
67	Ohio U (H)	60
69	Purdue (N)	69
61	Louisville (A)	79
107	Eastern Kentucky (H)	75
104	Wisconsin-Milw. (H)	82
88	Biscayne (A)	59
71	South Florida (A)	77
107	Hofstra (H)	71
95	Biscayne (A)	85
75	Canisius (A)	81
78	New Mexico (A) (OT)	84
111	UT-Chattanooga (H)	70
63	Jacksonville (H)	55
101	Georgia Southern (N)	77
81	Georgia State (H)	72
71	Jacksonville (A)	76
104	Georgia Southern (H)	71
91	Mercer (H)	68
77	South Florida (H)	64
54	Stetson (A)	63

1975-76 — Won 21, Lost 6 (.778)

90	Rollins (H)	47
65	Eastern Kentucky (A)	59
59	Indiana (A)	83
81	Stetson (H)	71
109	Palm Beach Atlantic (H)	52
78	South Florida (N)	71
72	Alabama (N)	76
54	Washington (N)	69
75	Oregon State (N)	78
84	Colorado State (N)	54
88	Western Kentucky (H)	80
77	Jacksonville (A)	57
107	Baptist College (H)	54
100	Memphis State (H)	79
76	South Florida (A)	72
110	Southwestern La. (H)	70
66	Georgia State (A)	58
80	Illinois State (A)	58
80	Illinois State (A) (OT)	82
88	South Florida (H)	62
109	Illinois State (H)	81
85	Madison (A)	65
74	Jacksonville (H)	65
92	Georgia State (H)	70
106	Valdosta State (H)	61
90	Mercer (H)	76
68	Southwestern La. (A)	65

81	Dayton (A)	95
----	------------	----

1976-77 (16-11)

70	Toledo (N)	66
92	Clemson (A)	108
109	Missouri Western (H)	80
97	Austin Peay (H)	86
63	Missouri (A)	65
94	Santa Clara (N)	80
87	San Francisco (A)	93
71	Army (N)	72
76	Vermont (A)	67
75	Louisville (A)	78
93	Western Kentucky (A)	73
83	Troy State (H)	69
69	Madison (H)	66
75	Memphis State (A)	81
97	South Florida (A)	84
115	South Alabama (H)	86
70	Jacksonville (A)	77
65	N. Carolina-Charlotte (H)	76
66	Mercer (A)	65
139	Baptist (H)	72
57	Kentucky (A)	97
87	Stetson (A)	80
76	Dayton (A)	71
76	Jacksonville (H)	71
103	South Florida (H)	72
91	Oral Roberts (H)	87
72	Georgia Tech (N)*	67

*Metro Tournament

1977-78 RESULTS

83	Rollins	59
110	Troy State	82
90	St. Leo	49
76	South Florida	67
94	Seton Hall	63
100	Texas A&M	77
82	Navy	55
97	Missouri	64
75	Cincinnati	77
71	Tulane	56
74	Minnesota	88
87	Tulane	85
85	Fairleigh Dickinson	43
103	Tulane	85
70	Cincinnati	66
88	St. Louis	75
56	South Alabama	58
72	St. Louis	68
95	Memphis State	89
89	Memphis State	82
79	UNC-Charlotte	88
81	Louisville	70
78	Georgia Tech	72
85	Georgia Tech	
80	Oral Roberts	76
71	Georgia Tech	69
93	Louisville	94
76	Kentucky	85

1978-79 RESULTS

116	Eckerd	71
70	Western Kentucky	59

71	Auburn	70
68	Florida	61
106	Florida Southern	75
80	Dayton	97
57	Penn State	64
85	Alabama-Birmingham	66
68	Jacksonville	71
96	Georgia Southern	83
76	Old Dominion	80
60	Tulane	74
61	St. Louis	59
93	Memphis State	86
85	Louisville	67
79	Georgia Tech	73
71	Geo. Washington	88
80	Cincinnati	77
89	Tulane	84
71	Louisville	84
61	South Alabama	78
73	Georgia Tech	75
64	St. Louis	79
76	Cincinnati	71
90	Memphis State	87
101	Tulane	92
35	Memphis State	34
60	Virginia Tech	68

1979-80 — Won 22, Lost 9

101	Florida A & M (H)	63
76	Jacksonville (H)	77
89	South Florida (A)	71
87	Florida (N)	70
112	Minnesota (H)	91
67	Western Kentucky (A)	65
108	*TULANE (N)	97
75	*ST. LOUIS (A)	73
84	South Florida (H)	69
74	*MEMPHIS STATE (A)	69
79	*TULANE (A)	80
82	South Carolina-Aiken (H)	69
64	Marquette (A)	74
77	*VIRGINIA TECH (H)	79
73	*LOUISVILLE (A)	79
54	*CINCINNATI (A)	52
73	Auburn (H)	69
55	**MEMPHIS STATE (H)	54
77	*CINCINNATI (H)	74
85	Florida Southern (A)	78
71	*ST. LOUIS (H)	69
64	Jacksonville (A)	55
86	Cleveland State (H)	83
89	Alabama-Birmingham (H)	87
76	*VIRGINIA TECH (A)	78
75	*LOUISVILLE (H)	83
85	Tulane (Metro) (A)	73
79	Cincinnati (Metro) (20T) (A)	69
72	Louisville (Metro) (A)	81
94	Toledo (NCAA) (A)	91
78	Kentucky (NCAA) (A)	97

*METRO CONFERENCE GAMES

**MEMPHIS STATE — FORFEIT

YEAR-BY-YEAR RECORD

YEAR	COACH	W	L	PCT.
1947-48	Don Loucks	5	13	.277
1948-49	J. K. "Bud" Kennedy	12	12	.500
1949-50	J. K. "Bud" Kennedy	15	10	.600
1950-51	J. K. "Bud" Kennedy	18	9	.687
1951-52	J. K. "Bud" Kennedy	5	20	.200
1952-53	J. K. "Bud" Kennedy	11	11	.500
1953-54	J. K. "Bud" Kennedy	13	7	.619
1954-55	J. K. "Bud" Kennedy	22	4	.846
1955-56	J. K. "Bud" Kennedy	16	9	.640
1956-57	J. K. "Bud" Kennedy	9	17	.346
1957-58	J. K. "Bud" Kennedy	9	16	.360
1958-59	J. K. "Bud" Kennedy	8	15	.347
1959-60	J. K. "Bud" Kennedy	10	15	.400
1960-61	J. K. "Bud" Kennedy	14	10	.583
1961-62	J. K. "Bud" Kennedy	15	8	.651
1962-63	J. K. "Bud" Kennedy	15	10	.600
1963-64	J. K. "Bud" Kennedy	11	14	.444
1964-65	J. K. "Bud" Kennedy	16	10	.620
1965-66	J. K. "Bud" Kennedy	15	11	.577
1966-67	Hugh Durham	11	15	.428
1967-68	Hugh Durham	19	8	.704
1968-69	Hugh Durham	18	8	.692
1969-70	Hugh Durham	23	3	.692
1970-71	Hugh Durham	17	9	.654
1971-72	Hugh Durham	27	6	.818
1972-73	Hugh Durham	18	8	.692
1973-74	Hugh Durham	18	8	.692
1974-75	Hugh Durham	18	8	.692
1975-76	Hugh Durham	22	5	.815
1976-77	Hugh Durham	16	11	.593
1977-78	Hugh Durham	23	6	.793
1978-79	Joe Williams	19	10	.655
1979-80	Joe Williams	22	9	.709
38 Years		510	335	.603

COACHES' RECORDS

COACH	YEARS	WINS	LOSSES	PCT.
Don Loucks	1947-48	5	13	.278
J. K. "Bud" Kennedy	1948-66	234	208	.529
Hugh Durham	1966-78	230	95	.708
Joe Williams	1978-	41	19	.683



DON LOUCKS



BUD KENNEDY



HUGH DURHAM



Getting together at Feather Sound to discuss a possible Florida Four Tournament were (l to r) basketball coaches Norm Sloan of Florida, Lee Rose of South Florida, Joe Williams of Florida State and Bates Locke of Jacksonville. — Tribune Photo by John Bard

The Florida Four

Basketball Tourney Finally Nears Reality

By TOM McEWEN
Tribune Sports Editor

A long-sought Florida Four basketball tournament each December probably will start that month in 1981.

And that first competition among Florida, Florida State, the University of South Florida and Jacksonville University likely will be played at the new Sun Dome on the USF campus in Tampa.

The Florida Four coaches — Norm Sloan of Florida, Joe Williams of FSU, Lee Rose of USF and Bates Locke of Jacksonville — tentatively agreed to the tournament and the location of the first event at a Tuesday meeting at Feather Sound Country Club in St. Petersburg.

The gathering was the idea and promotion of General Manager Jim Dowdle of WT0G-44 who is interested in televising games involving the four

universities and in packaging the television of the Florida Four Tournament.

The four coaches said they favor the tournament concept, favor its start-up in 1981 and favor Tampa as the first tournament site.

"Now we must take it back to our athletic directors, who will pursue the matter," said Coach Williams of FSU.

Dick Bowers of USF was the only athletic director attending the Feather Sound meetings and he volunteered to host an early meeting with the other three athletic directors.

"We appreciate Mr. Dowdle's interest, I mean he got us together," said Sloan. "That's more than anyone else did. So, naturally, we would like for him to have every opportunity to be involved in the television. That, however, is involved because

it involves our respective conferences and their television policies."

"I say one thing," said Williams, "we are more interested in exposure for college basketball in Florida these first years than in the money."

"We like Tampa as the first site," said Locke, "because of the big population area, the fact that there are alumni here from all of the schools, because of the new gym and because this is such a communications center."

"Great thing for all of us. Great especially for us at South Florida," said Rose. "There is no better way to showcase Florida Basketball than in such a tournament. This is a tremendous move."

"Give Norm Sloan credit," said Locke. "Florida has those 18 must-play games in the Southeastern Conference."

Florida gets its very own Big 4 tourney

By RAY HOLLIMAN
St. Petersburg Times Staff Writer

The coaches of Florida's four biggest basketball-playing universities agreed Tuesday to begin a "Big Four" tournament, starting in the early part of the 1981-82 season.

All parties, however, stressed that the formation of the tournament still is tentative, pending approval and the resolution of some potential problems by the schools' athletic directors.

"We have to go back to the AD's to work out the details," said new University of South Florida coach Lee Rose. "But we all agree on the concept. We will have it rotate among the four university arenas each year, probably in the first week of December."

Rose, new Florida coach Norm Sloan, Florida State's Joe Williams and Jacksonville University's Tate Locke met Tuesday morning at Feather Sound in St. Petersburg at the request of James Dowdle, general manager of WTOG-TV, Channel 44.

"IT PROBABLY would have happened anyway," said Dowdle, who pledged that his station would televise the tournament and attempt to get a statewide hookup, "but I guess we speeded it along."

Among the first statements from Rose and Sloan when they left successful jobs to come to downtrodden programs in Florida at the end of the 1979-80 season were those having to do with the need for such a tournament to promote basketball interest in a college football-minded state.

Rose moved to South Florida after taking Purdue to the Final Four of the NCAA tournament last season, and Sloan came back for a second term at Florida from an ultra-successful program at North Carolina State, where he won one NCAA championship.

Their arrival and the scheduled completion of spacious new basketball arenas at USF, Florida and FSU within the next two years have renewed hope that the sport can awaken from its slumber in the state. The four coaches agreed that an early season tournament could help inspire interest.

"It all goes back to when Norm was here (at Florida) before," said Williams, who later became head coach at Jacksonville and took the Dolphins to the NCAA championship game in 1971 before moving on to Furman and then to FSU two years ago.

"Florida and FSU always played back then and they always had sellouts. They had to worry about crowd control. Then the next coach (Tommy Bartlett) dropped FSU, and FSU wanted to get a rivalry started with Jacksonville. That's what helped Jacksonville get its program going. Now that rivalry is always a sellout, too.

"WHEN YOU become afraid to play other people, that's when your program starts to die."

Florida and Florida State finally renewed their basketball rivalry two seasons ago for the first time in almost a decade. But never have all four schools been brought together in a tournament.

"We feel a 'Big Four' tournament is a major step that would showcase the four major institutions," said Rose. "It isn't an easy undertaking from a coaching standpoint, because the tournaments would be such important games and the rivalries would be intensified. But we thought it was important for the coaches to put the game ahead of their own self-interests."

Rose called the proposed tournaments "a great spectator event" despite problems the coaches would have in preparing their teams for such big games early in the season.

Big 4

"Somebody is going to come out of it 2-0, two of us will be 1-1 and one of us — one of us in this very room — will be 0-2," Rose said. "We all brought that up in the meeting, and none of us was laughing. That's no fun being 0-2. That's like a golfer taking a 12 on the first hole, an 11 on the second and then pars the rest of the way. Those first two holes just might affect him."

"But we need a 'Big Four.' That was one thing we could all agree on."

Sloan and Locke were in accord. "I really like this idea," Sloan said. "We need this. We need this badly."

"Sure," said Locke. "That's the only reason I came down here (Tuesday)."

ROSE SAID USF would attempt to be host team for the first tournament in its new Sun Dome, which was scheduled to open last year but remains incompletable because of various construction problems.

"But all these details will have to be worked out with the ADs," he said. "We have to look at the football schedules (Florida and Florida State are the only two with football programs) and any contract problems that might have to be worked out. We talked about having the first one Dec. 4-5, but it might have to be moved up to the second week. But I don't see any hurdles that can't be overcome."


On June 24, 1980, the Florida four coaches — Joe Williams of Florida State, Norm Sloan of Florida, Tate Locke of Jacksonville and Lee Rose of South Florida — tentatively agreed to begin a Florida Four basketball tournament, the first competition likely to be held at the new Sun Dome on the USF campus in Tampa.

The tournament, slated to begin in the 1981-82 season was agreed to by the four coaches during meetings at the Feather Sound Country Club in St. Petersburg.

Prior to Sloan departing Florida after the 1966 season, the Gators and FSU Seminoles regularly met on the basketball court producing sellout crowds with every game. Without Sloan, the series was halted and Florida State looked elsewhere for a state rival linking up with Jacksonville during its NCAA tournament years. With the return of Sloan and the steady improvement of USF, the Florida Four Tournament became a logical idea.

The tournament will most likely begin in Tampa, but will rotate to the Jacksonville Coliseum, Florida's new arena and Tallahassee's Civic Center.

The tournament is expected not only to increase fan support and interest in the state, but also should be a vehicle to help keep blue chip Florida high school basketball players from leaving the state.



This Is Florida State

Florida State University — the home of more than 20,000 Seminoles — has a campus that starts at the top of one of Tallahassee's famed seven hills, and rolls gently downward and westward across 340-odd acres.

Founded in 1857 as the Seminary West of the Suwannee, its heritage is evidenced in the wide range of architectural struggles to preserve history and keep up with modern times and air conditioning. Yet it still ranks as one of the South's last, few bastions of campus greenery — the kind that combines the blossoms of camellias, azaleas and dogwoods with moss-hung oaks that are, in some cases, as old as the University itself, if not older.

From the Gothic towers of Westcott at the eastern entrance to the campus, to the modern glass and steel structures of its Science Complex on the west, Florida State University has moved forward in time and growth more rapidly than many of its newer counterparts in the State University System. Its enrollment has quadrupled since it became coeducational in 1947, following nearly half a century as the Florida State College for Women.




Today, its 14 schools and colleges offer students the opportunity to pick and choose from more than 100 career options offered in arts and sciences, business communication, criminology, dance, education, home economics, law, library science, music, nursing, social sciences, social work, theater and visual arts programs.

The University is a member of the Academic Common Market and has overseas study centers in Florence, London and the Panama Canal Zone. Summer programs of study are offered in law at Oxford, in hotel and restaurant administration in Switzerland, and in comparative studies of economic and social systems in Yugoslavia.

The location of FSU in the Capital City of Florida offers unusual opportunities for study and research in the social and policy sciences, and an optimum environment for internships and on-the-job learning experiences for students in many fields of study.

The University operates major laboratory facilities for nuclear, marine and computer research. The Florida State nuclear physics laboratory is ranked one of the top four in the nation by the National Science Foundation. Because of this ranking, it has been recommended for higher funding.

Florida State is also the home of the Flying High Circus, the only collegiate circus in the United States. The Circus has delighted audiences the world over with breathtaking, highly-skilled performances that rival professional circuses. The student performers have earned a national reputation as a high-caliber student troupe. Their traveling show is primarily an aerial and stage presentation with approximately 90 students performing during a two-hour show.



**DR. BERNARD
F. SLIGER**
President



Dr. Bernard F. Sliger, the popular president of Florida State University, is now in his fourth year as the Number One fan of the Seminoles.

Known as "Bernie" to friends, Dr. Sliger has earned a reputation as a proponent of winning athletic teams complementing winning academic programs. Under his leadership, for the first time in history last year the Athletic Department contributed \$100,000 to the new Eminent Scholar Program fund to go toward the eventual creation of endowed chairs. Sliger also steered another \$8,500 from athletics to the National Merit Scholar Fund.

President Sliger is particularly proud that last season's athletic teams produced eight All-Americans and that every competitive team except one had winning seasons. The highlights were the football team's 11-0 season and Orange Bowl bid, the basketball team's invitation to the NCAA play-offs and the baseball team's Metro conference championship and participation in the NCAA. These were followed by the track team being ranked number three in the nation. Women's sports continued their climb and all teams except one had winning seasons.

Dr. Sliger, who came to FSU as its executive vice president in the spring of 1972, was formerly executive director of the Louisiana Coordinating Council for Higher Education. His background as an educator includes 19 years as a faculty member and administrator and sports fan at Louisiana State University.

An economist and scholar in the special fields of economic theory and public finance, he frequently serves as a consultant to private and public commissions, most recently as chairman of Gov. Reubin Askew's Economic Advisory Council. He was a member and chief consultant of the Governor of Louisiana's tax study committee in 1968, and served a year as Louisiana Commissioner of Administration and Chief Budget Officer. In the latter capacity, he had to oversee the costs of constructing Louisiana's Superdome.

Dr. Sliger is the author of a text on "Public Finance," first issued in 1964 and revised in 1970, and presently used in a number of colleges and universities.

He and his wife, Greta, have two sons, Paul and Sten, and two daughters, Nan and Greta.

PHILLIP R. FORDYCE

Acting Athletic Director



Phillip R. Fordyce has served as Florida State's acting athletic director since the departure last December of John Bridgers.

Fordyce is scheduled to remain in the role until the conclusion of the current football season when President Bernie Sliger has said he will appoint someone full time to the post.

Supervising the overall operation of the athletic department is a new role for Fordyce, who was previously involved in the overall administration of the university. Prior to accepting the role of acting athletic director, Fordyce was assistant chief executive officer and director of international programs for Florida State.

As assistant chief executive officer, Fordyce monitored the functions of the athletic department and reported on its operations to the president.

Fordyce has held numerous positions since coming to Florida State as an assistant professor of science education in 1963. He has also served as an associate professor of science education and professor of comparative developmental education studies and science education.

Administratively Fordyce has held the slot of assistant chief executive officer and director of international programs since September, 1977. Other administrative roles he has held include special assistant to the president, provost for the division of professional schools and colleges and dean for the college of education.

Currently he is a member of eight different university committees. He is a voting member of the Summer Session Advisory Committee and Calendar Committee. He is an ex officio member on six other committees including the athletic committee.

Fordyce is also an accomplished writer. He has published numerous journal articles, a research report and written a textbook: *LIFE: A QUESTION OF SURVIVAL*.

Since coming to the athletic department Fordyce has spearheaded an effort to obtain \$6.8 million from the state of Florida for the construction and renovation of athletic facilities. This project will include the rewiring of Doak Campbell Stadium, construction of new administrative offices and the building of an olympic size swimming pool.


He also has obtained approval to hire an assistant athletic director, a second assistant sports information director and a promotions director for the department.

JANICE DYKEHOUSE
Head Coach



**FLORIDA STATE
 UNIVERSITY
 1980-81 WOMEN'S
 BASKETBALL SCHEDULE**

Date	Opponent	Place	Time
Nov. 20	Georgia Tech	Atlanta, Ga.	8:00 P.M.
Nov. 21	Georgia State	Atlanta, Ga.	8:00 P.M.
Nov. 25	University of South Alabama	Mobile, Ala.	TBA
Nov. 28-29	Lady Sunshine Classic (Tennessee, Valdosta, Alabama)	Orlando, Fla.	7:00 P.M.
Dec. 3	University of Florida	Tallahassee	8:00 P.M.
Dec. 5	University of Miami	Tallahassee	5:30 P.M.
Dec. 12	University of Central Florida (at Florida High)	Tallahassee	7:30 P.M.
Dec. 15	University of Denver	Tallahassee	7:30 P.M.
Dec. 18-20	MUW Tournament (Clemson, C. Missouri, S. Alabama, Valdosta, Middle Tennessee MUW)	Columbus, Miss.	TBA
Jan. 7	University of Indiana	Tallahassee	5:30 P.M.
Jan. 8	East Carolina	Tallahassee	7:30 P.M.
Jan. 10	Cincinnati	Cincinnati, Ohio	3:30 P.M.
Jan. 14	Florida A&M (at Tully Gym)	Tallahassee	7:00 P.M.
Jan. 16	University of South Florida	Tallahassee	7:30 P.M.
Jan. 22	S. E. Louisiana	Hammond, La.	7:30 P.M.
Jan. 24	Southern Mississippi	Hattisburg, Miss.	7:30 P.M.
Jan. 26	Mercer	Tallahassee	7:00 P.M.
Jan. 29	University of South Carolina	Columbia, S.C.	7:30 P.M.
Jan. 31	University of Miami	Miami, Fla.	7:00 P.M.
Feb. 5-7	Metro Tournament (Cincinnati, Florida State, Louisville, Memphis State, St. Louis, Tulane, Virginia Tech)	New Orleans, La.	TBA
Feb. 11	University of Florida	Gainesville, Fla.	5:00 P.M.
Feb. 12	University of South Florida	Tampa, Fla.	5:00 P.M.
Feb. 14	Florida A&M (at Gaither Gym)	Tallahassee	6:00 P.M.
Feb. 16	University of South Alabama	Tallahassee	5:30 P.M.
Feb. 26-28	FAIAW State Tournament (Florida, Florida A&M, Univ. of South Florida, Miami)	Daytona Beach, Fla.	TBA
Mar. 7	AIAW Regionals		
Mar. 12-14	AIAW Regionals	Valdosta, Ga.	TBA



1980-81 Florida State Basketball Team

FLORIDA STATE UNIVERSITY 1980-81 BASKETBALL SCHEDULE

Nov. 28	CENTRAL FLORIDA	Tallahassee	7:30 P.M.
Dec. 2	Minnesota	Minneapolis	8:00 P.M. CST
Dec. 6	JACKSONVILLE	Tallahassee	7:30 P.M.
Dec. 13	Florida	Jacksonville	7:30 P.M.
Dec. 17	Auburn	Birmingham	7:30 P.M. CST
Dec. 19	Cotton States Tournament	Omni-Atlanta	
Dec. 20	(Georgia, Missouri, Tennessee-Chattanooga)		
Dec. 30	SOUTH CAROLINA	Tallahassee	7:30 P.M.
Jan. 3	MEMPHIS STATE*	Tallahassee	1:30 P.M.
Jan. 5	Cincinnati*	Cincinnati	8:30 P.M.
Jan. 10	BAPTIST COLLEGE	Tallahassee	7:30 P.M.
Jan. 12	Virginia Tech*	Blacksburg	8:30 P.M.
Jan. 17	Louisville*	Louisville	8:00 P.M.
Jan. 20	Jacksonville	Jacksonville	7:35 P.M.
Jan. 24	TULANE*	Tallahassee	7:30 P.M.
Jan. 26	Florida	Gainesville	7:30 P.M.
Jan. 31	Tulane*	New Orleans	12:30 P.M. CST
Feb. 4	St. Louis*	St. Louis	7:30 P.M. CST
Feb. 7	LOUISVILLE*	Tallahassee	1:30 P.M.
Feb. 9	ST. LOUIS*	Tallahassee	7:30 P.M.
Feb. 14	CINCINNATI*	Tallahassee	1:30 P.M.
Feb. 16	VIRGINIA TECH*	Tallahassee	7:30 P.M.
Feb. 18	South Carolina	Columbia	8:00 P.M.
Feb. 21	FLORIDA A&M	Tully Gym	7:30 P.M.
Feb. 28	Memphis State*	Memphis	12:30 P.M. CST
Mar. 1	Marquette	Tampa	2:30 P.M.
Mar. 5-7	METRO CONFERENCE TOURNAMENT	Louisville	

*Metro Conference Game



BOYD BROTHERS, INC.