


FLORIDA STATE



BASKETBALL
1979-80

FLORIDA STATE UNIVERSITY

FACTS AND FIGURES

Location Tallahassee, Florida 32306
 Founded 1857
 Enrollment 22,000
 President Dr. Bernard F. Sliger
 Conference ... Metropolitan Collegiate Athletic Conference
 Nickname Seminoles
 Colors Garnet and Gold
 Home Court Tully Gym (3,000)

STAFF DIRECTORY

Area Code 904

	OFFICE
Head Coach	
Joe Williams	644-3080
Assistant Coaches	
Bob Dotson	644-3080
John Jones	644-3080
Athletic Director	
John Bridgers	644-2790
Faculty Representative	
Dr. Richard Baker	644-3093
Athletic Business Manager	
Joe Labat	644-2790
Assistants to the Director	
Larry Pendleton	644-2775
Claude Thigpen	644-2790
Ticket Manager	
Marian Lee	644-1830
Head Trainer	
Don Fauls	644-2775
Basketball Trainer	
John Mooney	644-2775
Sports Information Director	
Mark Carlson	644-4038
Home	575-7637

FLORIDA STATE SEMINOLES

1979-80 BASKETBALL PRESS GUIDE



CONTENTS

Outlook	2
Coaching Staff	4
Player Biographies	10
1978-79 Statistics, Results	24
Opponents	27
1979-80 Roster	36
Records	47
Year-by-Year Results	65
1979-80 Schedule	Back Cover

ON THE COVER

Forming the nucleus of this year's Seminole team for second-year coach Joe Williams are veterans Murray Brown (34), Tony Jackson (23), and Mickey Dillard (22).

FLORIDA STATE OUTLOOK

Florida State's basketball team under first-year head coach Joe Williams went 19-10 last season and was the surprise team of the Metro Conference.

For the conference foes and other rugged opponents on this year's 26-game regular seasons schedule there will be no surprise. The Seminoles expect to be a contender for the conference championship.

"We should be right in the thick of things if our players can stay healthy and we get some breaks," says head coach Joe Williams. "This is an experienced team with several quality players who are true leaders. There is plenty of room for improvement from last season."

Entering the 1978-79 season, the Seminole coaching staff figured they were in a rebuilding season. After all, they had lost three of the top four scorers from a team that in the previous season had advanced to the first round of the NCAA playoffs.

The picture looked even bleaker when guard Mickey Dillard, one of just two returning starters from the previous year, broke his leg following the second game of the season.

Still, the Seminoles managed that 19-10 report card and advanced to the conference tournament championship game before losing to Virginia Tech.

"It was a surprising year," Williams admits. "Remember that in 14 games we trailed with three minutes or less left to play and 10 of those games came away with a victory.

"One of the reasons for that success was that we had a team which played together. The players knew that if they did not play as one they didn't have a chance to win."

Keying those victories was the combination that came to be known as "Jackson-Brown".

Jackson (6-0), who will be a senior this year, is the quarterback of the Seminoles. He guides the attack and has an uncanny "court sense" in his ability to find the open man. And, he is one of the finest defensive players around, forcing opponents into turnovers that provide FSU with the ball and scoring opportunities.

Brown had the year many collegiate players dream about but few enjoy. He averaged 21.7 points per game, but shot an incredible 69.1 percent from the floor to lead all NCAA players in field goal percentage. A good season in '79-80 will allow Brown to become the leading percentage shooter of all time in the NCAA.

"Jackson-Brown" forms the nucleus of this year's team, but the supporting cast is also going to be familiar.

Back after sitting out 27 games last season is Dillard, who probably is the quickest guard in the country. Big things are expected from the Dania, Fla., native who averaged 20.0 points per game last season in his first two outings.

Dillard is going to command respect from all opponents. Prior to the start of last season Metro Conference coaches showed their respect for his abilities by placing him on the all-conference preseason team.

Also returning is junior James Bozeman, a starter last season who seemed to improve with each outing. Despite having some foul problems he still managed to average 7.7 points per outing.

Bobby Parks, who handled the sixth man role last season before gaining a starting role in mid-season will probably again return to that sixth man status. The coaches believe, however, that he's most valuable in this role because he brings a different tempo into the game. Parks, despite a lack of size, averaged 7.7 points per game and was instrumental in the Seminole tournament victory over Memphis State where he connected on six consecutive field goal attempts in the second half.

Williams and his chief aides Bobby Dotson and Johnny Jones are also expecting good things from sophomore Pernell Tookes, who saw sporadic action last season, averaging slightly less than 10 minutes per contest. He was brought along slowly last season, but this year will be one of the first to come off the bench.

Two transfers also make this a strong supporting cast.

First there is Elvis Rolle, a 6-10, 216-pound junior, who had to sit out last season after leaving Oral Roberts University where he was a starter. His scoring average was better than 12 at Oral Roberts and he gives the Seminoles added strength under the boards. Many FSU observers believe that much of the reason for Brown's success last season was the fact that he needed to match up every day in practice with Rolle, who could become one of the country's premier centers before he graduates.

The other transfer will not be eligible for competition until the December 20 matchup with Minnesota. That is Rodney Arnold, who comes from Furman, where he averaged over 20 points as a freshman starter. Some believe Arnold is the best "pure shooter" the Seminoles have.

Williams is also hoping that Greg Collingsworth, a sophomore, and Donnie Kuhl, a senior, will provide the depth that is needed for a team that will be asked to play 11 games in a 22-day period in February.

Williams has delighted many Seminole fans by upgrading the schedule. In addition to the rugged Metro Conference menu, two-game series have been scheduled with Jacksonville and South Florida with single dates against Florida and Florida Southern.

Adding prestige to the schedule are dates with Minnesota and Marquette. The Seminoles have traded blows with Minnesota before but this is the first time the Marquette Warriors have been on the menu.

"It's going to be an interesting year," Williams says.



JOE WILLIAMS HEAD COACH

Joe Williams is just the fourth head basketball coach in the 32-year history of the sport at Florida State University. But like his predecessors, Williams has proven that he intends to leave his mark at the Tallahassee school.

The likeable native of Morton, Miss., accepted the task of guiding the highly-respected Seminole program in 1978 after previous coaching stints at Jacksonville and Furman, where his teams combined for a 243-148 record.

In his first season at the helm of the Garnet and Gold, Williams was faced with the task of rebuilding Florida State's program with only two starters returning. He finished the 1978-79 campaign with a 19-10 record, picking up his 250th career win, advancing to the finals of the Metro Conference tournament in the process and narrowly missing a chance to play in the NIT tournament.

Williams' career coaching mark now stands at 253-158 over a 15 year span.

Florida State was Williams' first collegiate coaching assignment in 1962 when he was freshman coach for the late Bud Kennedy. He advanced to Furman in 1963 as an assistant coach before taking the top job at Jacksonville in 1964.

During his first season at Jacksonville, the Dolphins advanced to the NAIA national playoffs in Kansas City. Five years later, Jacksonville found itself in the NCAA championship game against powerful UCLA and finished with a 27-2 record. In a six year span Williams had molded the Dolphin program into one of the country's most respected, achieving a 92-61 mark.

He returned to Furman following that banner 1969-70 season at Jacksonville, and was to become the school's winningest coach. In seven of eight seasons, the Paladins had winning records and Williams' mark was 142-87. Five times Furman was able to win the Southern Conference title.

Williams played and learned basketball under Abe Lemmons (now head coach at Texas) at Oklahoma City College. He received his bachelor's degree from SMU in 1956 and later earned his master's from Florida in 1968.

JOE WILLIAMS' COACHING RECORD

Year	School	W-L	Pct.
1964-65	Jacksonville	15-11	.577
1965-66	Jacksonville	12-11	.522
1966-67	Jacksonville	8-17	.320
1967-68	Jacksonville	13-13	.500
1968-69	Jacksonville	17-7	.708
1969-70	Jacksonville	27-2	.931
1970-71	Furman	15-12	.556
1971-72	Furman	17-11	.602
1972-73	Furman	20-9	.690
1973-74	Furman	22-9	.710
1974-75	Furman	22-7	.759
1975-76	Furman	9-18	.333
1976-77	Furman	18-10	.643
1977-78	Furman	19-11	.633
1978-79	Florida State	19-10	.655
TOTAL	15 seasons	253-158	.616

WILLIAMS' MILESTONE VICTORIES

1st Win as College Coach:	At Jacksonville, defeating Mercer, 73-71, Dec. 1, 1964
50th Win as College Coach:	At Jacksonville, defeating Florida, 67-64, Dec. 6, 1968
100th Win as College Coach:	At Furman, defeating Clemson, 77-61, Feb. 1, 1971
150th Win as College Coach:	At Furman, defeating Baptist College, 92-64, Jan 3, 1974
200th Win as College Coach:	At Furman, defeating Navy, 89-66, Dec. 28, 1976
250th Win as College Coach:	At Florida State, defeating Cincinnati, 80-77, Feb. 17, 1979

JOHN BRIDGERS

Athletic Director



Since John Bridgers took over the duties of Florida State's athletic director six years ago, the athletic program has grown in leaps and bounds.

The trend has been climaxed by the Seminoles success in the Metro Conference during its three years as a league member. For the second consecutive year, Florida State has captured the Metro all-sports championship, symbolic of the Seminoles overall performance in the conference's nine championships.

During his stay in Florida's capital city, Bridgers has also:

(1) instigated and worked to conclusion the cancellation of a \$378,000 debt on Doak S. Campbell stadium;

(2) been primarily responsible for Florida State's admission to the Metro Conference through his personal friendship with conference athletic directors;

(3) made the decision to schedule night home football games which has increased attendance to the record-breaking mark of 42,000 per game in 1978;

(4) scheduled Auburn, Georgia Tech, South Carolina, Tulane, Penn State and Texas for football dates giving Seminole football schedules a more regional and national flavor;

(5) solicited additional funds for the construction of a new baseball dugout, restroom, press box, concession and storage facility at Seminole Field;

(6) solicited additional funds and transfer designated funds based on donor's evaluation which made possible the purchase of Coble Terrace, a student athlete housing facility;

(7) packaged Florida State's largest radio network for football and basketball.

Bridgers also serves on two very important committees overseeing college athletics. He is in his first term on the prestigious Division I Steering Committee and also serves on the Metro Conference Executive Committee.

A native of Birmingham, Alabama, Bridgers came to Florida State from South Carolina. Previously he had spent 10 years as athletic director and head football coach at Baylor, a period during which the Bears participated in three bowl games. He also has coaching experience with the NFL's Baltimore Colts and Pittsburgh Steelers.

6 Bridgers is married to the former Frances Young.

BOB DOTSON

Assistant Basketball Coach



A top recruiter with a keen sense of the game, Bob Dotson is in his 10th year as an aide to head coach Joe Williams.

Dotson made the move to Florida State from Furman shortly after Williams was appointed the Seminoles' head coach in the spring of 1978. At FSU he heads the recruiting program and also has on-the-floor duties.

Dotson was involved in the Furman cage program even before Williams arrived on the scene in 1970. The Louisville, Kentucky, native joined the Paladin staff in 1968 as freshman coach where he served for two years before being promoted to varsity assistant by Williams. Along with his coaching duties at Furman, Dotson was responsible for forming the Paladin's radio network.

Dotson toiled in the prep ranks for two years at Butler High School in Louisville where his teams compiled a 28-21 mark. After six losing seasons, Dotson took Butler to the regional finals his first year and was selected Region Six coach of the year in Kentucky.

A graduate of Lindsey Wilson Junior College and Western Kentucky University in 1963, Dotson also holds a master's degree in mathematics from Western Kentucky.

Dotson is an avid tennis player and he also remodels antique automobiles. He is married to the former Bobby Monroe of Gree, South Carolina, and they have one child, two-year-old Kelly Leigh.

FRANK GILMORE

Assistant Basketball Coach



Frank Gilmore, who played professional basketball in Europe, returned to the United States in 1978 as the Seminoles' part-time assistant coach.

Gilmore, the younger brother of former Jacksonville University All-American and Chicago Bulls star Artis Gilmore, played two years in Karkkila, Finland, and one season in Salo, Finland, before accepting his present post at Florida State.

Playing a strong guard position, Gilmore played two years at Martin (Tenn.) Junior College before completing his collegiate career at the College of Charleston. At Charleston, he was selected all-conference in 1973.

As a member of Joe Williams' coaching staff, Gilmore is involved in the daily practice sessions and in recruiting.

Gilmore, a bachelor, is a native of Panama City, Florida, and is completing work on his degree at Florida State.

JIM TOWEY

Graduate Assistant

As a veteran of the Florida State basketball staff, graduate assistant Jim Towey oversees many aspects of the Seminole program both on and off the court.

In his sixth season at Florida State, Towey aids head coach Joe Williams in conducting drills, maintaining special performance statistics and player conditioning. He is also responsible for all team travel arrangements and promotional demands throughout the season and serves as the advertising manager for Tribe magazine, FSU's football program, during the summer months.

JOHN JONES

Assistant Basketball Coach



A man with a versatile background in the field of athletics, John Jones made the move to Florida State from Furman along with head coach Joe Williams in 1978.

Jones, who joined Williams' coaching staff nine years ago, has spent several years playing professional baseball as well as coaching on the high school and college levels.

A native of Mobile, Alabama, Jones graduated from Alabama State College in 1967 where he played both basketball and baseball.


Following his graduation, he played in the Philadelphia Phillies' farm organization until he was forced to retire with an arm injury.

After he concluded his baseball stint, Jones began a high school coaching career which culminated with the Georgia state championship in 1971. During his three years at Carver High School in Columbus, Georgia, Jones' teams accumulated a 73-14 record. All three years he was selected coach of the year in the Columbus-Phenix City area.

Jones, who is primarily responsible for recruiting and scouting, has developed a number of outstanding high school players including 7-1 center Fessor Leonard, who later became one of Furman's all-time leading rebounders.

Jones and his wife, Mattie, have one son, Fernez, 12.

PLAYER PROFILES



RODNEY ARNOLD


Guard

6-4

195

Sophomore

Kingsport, Tennessee



- *Moved to Florida State campus in 1978 from Furman along with head coach Joe Williams.
- *A good offensive player, exceptional floor leader, excellent perimeter shooter and runs the fast break well.
- *Gives the Seminoles a superior edge at the guard position along with Jackson, Dillard and Parks.
- *Started 27 of 29 games as a freshman at Furman, averaging 13.7 points a game.
- *Finished second in the Southern Conference in free throw shooting with an excellent .830 percentage.
- *Led the Paladins in scoring on five occasions including a 23 point effort against Appalachian State in the conference tournament.
- *Had an outstanding game in Furman's upset win over North Carolina by connecting on several clutch free throws.
- *Averaged 35.7 points per game at Kingsport High School while scoring 30 or more points a game 28 times and was picked as the most valuable player in the Tennessee High School all-star game.

JAMES BOZEMAN

Forward

6-5

199

Junior

Tallahassee, Florida



- *After playing just 28 total minutes as a freshman, Bozeman worked his way into a starting role last season.
- *Averaged 7.7 points a game in 1978-79 but scored on a slightly higher 9.4 clip against Metro Conference foes.
- *Led the Seminoles in disqualifications (seven while committing a team high of 97 personal fouls.
- *Ranked third in free throw shooting department with .655 percentage.
- *Scored a collegiate career high 19 points in a 78-61 loss to South Alabama last winter.
- *Made seven of 19 field goal attempts to score 17 points and grab eight rebounds vs. Cincinnati.
- *Proven to be a strong jumper but needs to develop consistency in shooting.
- *Usually called upon to draw toughest defensive assignment.
- *Graduate of Florida A & M High School in Tallahassee where he led Baby Rattlers to Class A championship averaging 20.0 points and 13 rebounds a game.

YEAR	G	FGM-FGA	PCT.	FTM-FTA	PCT.	REB	AVG	A	PTS	AVG
1977-78	10	2-8	.250	1-4	.250	7	0.7	3	5	0.5
1978-79	29	94-207	.454	36-55	.655	89	3.1	19	224	7.7
TOTALS	39	96-215	.446	37-59	.627	96	1.9	22	229	4.1

MURRAY BROWN

Forward

6-8

205

Senior

Tampa, Florida



- *Brown led the nation (NCAA Division I) in field goal shooting for 1978-79 season with .691 percentage.
- *Could break NCAA career field goal percentage mark (.662, 476 for 719), now held by Joe Senser of West Chester, if he keeps up his present pace.
- *Ranked second in Metro Conference scoring with a 20.6 point average.
- *Selected Player of the Week by SPORTS ILLUSTRATED during first week of last season after outstanding performances against Auburn and Florida.
- *Picked Metro Conference Player of the Week twice and Player of the Month for January.
- *The biggest night of his career was against Auburn, hitting 16 of 17 shots from the floor on way to 42 point performance.
- *Scored over 20 points a game in 19 of 29 games and double figures in all but one game.
- *Selected to the Metro all-conference and all-tournament teams last winter.
- *Established a new Metro tournament mark for most points scored in a game (34 vs. Tulane) and most points in the tournament (70).
- *Made more improvement since his freshman year than any player in Seminole history, Brown was selected as the team's MVP last year by his teammates.
- *Nicknamed "Mule" by former coaches for his hard work and dedication on the court.

YEAR	G	FGM-FGA	PCT.	FTM-FTA	PCT.	REB	AVG	A	PTS	AVG
1976-77	18	38-50	.760	18-28	.642	47	2.6	22	94	5.2
1977-78	28	61-98	.622	46-65	.707	111	3.9	49	168	6.0
1978-79	29	237-343	.691	155-218	.711	242	8.3	20	629	21.7
TOTALS	75	336-491	.684	219-311	.704	400	4.9	91	891	11.0

ED CHATMAN

Forward

6-3

190

Junior

Leesburg, Florida



- *Played predominately as the Seminoles sixth man last winter but still managed to score in double figures (10.1).
- *A great leaper for his size, Chatman averaged 4.4 rebounds a game including a 10 carom performance against Western Kentucky.
- *Ranked second on the squad in blocked shots with 13 and second in steals with 42.
- *Scored in double figures in first seven of eight games for 1978-79 campaign.
- *Tallied a career high of 19 points against arch-rival Florida.
- *Collected six steals in 17 point performance vs. George Washington.
- *His free throw with no time remaining beat Auburn (71-70).
- *Second leading scorer (20.5) and rebounder (10.5) at Gulf Coast Community College prior to enrolling at Florida State.
- *Led Leesburg High School, coached by former Seminole assistant coach Bill Clendenin, to Class 3-A championship in 1977.

YEAR	G	FGM-FGA	PCT.	FTM-FTA	PCT.	REB	AVG	A	PTS	AVG
1978-79	29	122-270	.452	50-79	.633	127	4.4	29	294	10.1

GREG COLLINSWORTH

Forward

6-5½

195

Sophomore

Titusville, Florida



- *A smart on-the court player despite seeing only limited action last season.
- *An accurate shooter with a good shot selection.
- *Has the ability to find the open man on the fast break and adept at working offensively against a pressing defense.
- *Rebounds well for his size.
- *Best student on the squad with a eye towards pre-med as a major.
- *Averaged 24.6 points and 12.1 rebounds in senior year at Titusville High School, coached by John Davenport.
- *Selected second team all-state in 1978 after leading prep team to a 24-5 record and runner-up in District 3-A play.
- *In 1978 played for Florida's AAU basketball team that competed in the national tournament.
- *Hails from an athletic family as brother, Chris, is a starting wide receiver at University of Florida and father was a sixth man on 1958 University of Kentucky national championship team that defeated Seattle, 84-72.

YEAR	G	FGM-FGA	PCT.	FTM-FTA	PCT.	REB	AVG	A	PTS	AVG
1978-79	6	3-7	.429	5-7	.714	8	1.3	1	11	1.8

JERRY COX

Guard

6-4

180

Senior

Indianapolis, Indiana



*Despite seeing only limited action in his two years at Florida State, Cox has proven himself as an excellent outside shooter and ball handler.

*Tendency toward erratic play proven by committing 11 fouls in 21 minutes of competition last season.

*Averaged 2.1 points while appearing in nine contests.

*Only left-hander on the Florida State roster.

*Played in two games of 1977-78 season before suffering a broken ankle in a pickup basketball game and sitting out the remainder of the campaign.

*Was the first player signed at Florida State in 1977 after outstanding stint at Wabash Junior College in Illinois.

*Averaged 13 points and seven rebounds as a JC sophomore and 12 points and seven rebounds as a freshman.

YEAR	G	FGM-FGA	PCT.	FTM-FTA	PCT.	REB	AVG	A	PTS	AVG
1977-78	2	0-5	.000	2-2	1.000	3	1.5	3	2	1.0
1978-79	7	4-7	.571	7-9	.778	2	0.3	2	15	2.1
TOTALS	9	4-12	.333	9-11	.818	5	0.9	5	17	1.5

MICKEY DILLARD

Guard

6-3

170

Junior

Dania, Florida



- *Attempting to make a comeback this season after suffering a broken tibia (leg) that forced him to miss all but two games last winter.
- *Red-shirted after injury occurred in a collision with teammate during early practice session.
- *Averaged 20.0 points a game and tabbed preseason all-conference prior to injury after games with Eckerd and Western Kentucky.
- *Possesses exceptional quickness and is the best one-on-one player in Garnet and Gold uniform.
- *Regarded as the Seminoles' sixth starter, not sixth man, as a sophomore.
- *Can score from anywhere on the court evidenced by his 13.7 scoring average and .542 shooting percentage in 1977-78.
- *Contributes in other areas besides scoring with 64 assists and 31 steals for FSU two seasons ago.
- *Performs best before big crowds and good competition such as 19 at Kentucky as a freshman, 24 vs. Louisville in an upset win in '78 and led FSU in scoring with 21 against Kentucky in '78 NCAA playoffs.
- *An excellent free throw shooter with best effort (nine for nine) against Texas A & M in '78 Vulcan Classic.
- *Hails from a basketball family with father serving as athletic director and head coach at Nova High School in Ft. Lauderdale and cousin Carlton Byrd, a former Seminole guard, coaching at Broward Community College.

YEAR	G	FGM-FGA	PCT.	FTM-FTA	PCT.	REB	AVG	A	PTS	AVG
1976-77	25	53-110	.481	40-61	.655	29	1.1	53	146	5.8
1977-78	29	153-282	.543	92-119	.773	74	2.5	92	398	13.7
1978-79	2	13-26	.500	14-16	.875	8	4.0	5	40	20.0
TOTALS	56	219-418	.523	146-196	.744	111	2.5	150	584	13.2

DONNIE KUHL

Center

6-9

235

Senior

Orlando, Florida



- *Coaches are hoping Kuhl can rebound from off-season injury (broken foot) which occurred during weight lifting accident.
- *A strong, muscular player who has proven to be a solid rebounder.
- *Paired with Anderson, Brown and Rolle, he gives the Seminoles additional depth inside.
- *Did a good job coming off the bench in 11 games during 1978-79 to average 2.9 points a game.
- *Best scoring outings came against Florida Southern (12), Memphis State (12) and Eckerd (10).
- *Worked on his strength in the summer of '78 and increased his playing weight from 220 to 235 without losing any floor speed.
- *Was a member of the Florida high school all-star team after playing at Orlando Evans under Fred Pennington.

YEAR	G	FGM-FGA	PCT.	FTM-FTA	PCT.	REB	AVG	A	PTS	AVG
1976-77	12	5-11	.454	4-4	1.000	19	1.5	13	14	1.1
1977-78	8	0-5	.000	5-11	.454	13	1.6	6	5	0.6
1978-79	11	15-19	.789	2-2	1.000	10	0.9	3	32	2.9
TOTALS	31	20-35	.571	11-17	.647	42	1.3	22	51	1.6

TONY JACKSON

Guard

6-0

165

Senior

Lexington, Kentucky




- *Directed the Florida State offense the past two seasons proving himself as the Seminoles' floor general.
- *An outstanding passer with an uncanny knack for finding the open man.
- *Works at his best guiding the fast break.
- *Led the Seminoles and Metro Conference in assists for 1978-79 with 159.
- *Majority of his assists last season went to Murray Brown earning the scoring combination nickname of "Jackson-Brown".
- *Ranks fourth (166 in 1977-78) and sixth (158 in 1978-79) on Florida State's single season assists record list.
- *Personal record for most assists in a game is 12 vs. Navy in 1977-78 but tallied 11 against Memphis State and 10 vs. George Washington last winter.
- *Showed his potential as a scorer last year with his 8.8 average including 17-point performance against Louisville which tied his career high mark.
- *Led 1978-79 Seminoles in minutes played (1,039) and steals (58).
- *Appears to perform best in clutch situations both at the charity stripe and from the field.
- *Adapts well and should fit in with this season's taller squad.
- *Served as co-captain of 1978-79 squad and was tabbed second team all-Metro.
- *Grew up in the shadows of the University of Kentucky, playing basketball for Bryan Station High School under Bob Barlow.
- *Played on Kentucky prep all-star team which toured Spain and Russia following his senior year.

YEAR	G	FGM-FGA	PCT.	FTM-FTA	PCT.	REB	AVG	A	PTS	AVG
1976-77	19	8-24	.333	12-22	.545	13	0.6	13	28	1.4
1977-78	29	68-193	.352	36-64	.562	79	2.7	58	172	5.9
1978-79	29	106-281	.377	44-84	.524	72	2.5	158	256	8.8
TOTALS	77	182-498	.365	92-170	.541	164	1.9	229	456	5.4

BOBBY PARKS

Guard
5-11
160
Junior
Clearwater, Florida



- *Earned a berth in the starting lineup mid-way through last season and proved to be an important part of the Seminoles success.
- *Moved into the starting five after Mickey Dillard was injured and showed the poise of a seasoned veteran.
- *One of the most dedicated workers and purest shooters on the club.
- *Shot an even .500 from the field last winter while playing the point guard position.
- *Ranked second on the squad in free throw shooting with a .800 percentage.
- *Hero of the Metro Conference tournament semi-final game vs. Memphis State after hitting six shots in a row to put Seminoles in lead.
- *Snagged several clutch steals against Memphis State, St. Louis and Cincinnati to lead FSU to wins on the road.
- *Career high is a 17 point performance at Cincinnati including a seven for eight streak from the charity stripe.
- *Rebounds and jumps well for his size with the ability to dunk the ball.
- *Second on team in dealing out assists with 97 compared to only three the previous season.
- *Tabbed honorable mention all-conference by the Metro.
- *He and his wife, Rose, are the parents of a baby boy.
- *Was a teammate of Ed Chatman on Florida AAU team which finished second in the national tourney in 1977.
- *His father was a Little All-American selection while playing at Eastern Kentucky.

YEAR	G	FGM-FGA	PCT.	FTM-FTA	PCT.	REB	AVG	A	PTS	AVG
1977-78	9	1-6	.166	3-7	.428	9	1.9	1	5	0.5
1978-79	29	80-160	.500	48-60	.800	42	1.5	97	208	7.2
TOTALS	38	81-166	.487	51-67	.761	51	1.7	98	213	3.9

ELVIS ROLLE

Center

6-10

216

Junior

Ft. Pierce, Florida



- *Expectations are high for Rolle who becomes eligible after leaving Oral Roberts University.
- *A strong, powerful player who has excellent agility for a big man.
- *Has an aggressive style of play, rebounds exceptionally well and has good touch for a player his size.
- *Probably the first bonafide inside player for the Seminoles in five years and the first player with a good hook since former FSU star and NBA all-pro Dave Cowens.
- *Worked with Seminoles last winter while awaiting eligibility and was largely responsible for the improved play of Murray Brown.
- *Played in all 28 games for Oral Roberts during 1977-78 campaign before leaving the Tulsa campus after a coaching change.
- *Ranked second in free throw shooting (.694) and rebounding (6.6) for the Titans.
- *Had an excellent prep career at Ft. Pierce High School where he earned all-conference and all-star honors and was selected the MVP in the Florida all-star game in 1977.

PERNELL TOOKES

Forward

6-6

185

Sophomore

Orlando, Florida



- *Tookes saw considerable action playing in 25 games as a freshman last season.
- *A good inside scorer but needs refinement and maturity.
- *Scored 13 points in first college game vs. Eckerd coming off the bench.
- *Will be counted on heavily to give the Seminoles additional depth at the forward position.
- *Played exceptionally well in the Florida game by scoring 12 points in the stretch of a closely contested matchup.
- *Able to move quickly to a missed shot despite not being a great jumper.
- *Collected eight rebounds against Louisville in only 11 minutes of play.
- *Led Orlando's Boone High School to Class 4-A championship in 1977 and was selected first team all-state in 1978.
- *Averaged better than 21 points and 10 rebounds a game his senior season to be tabbed the Orlando Tipoff Club's High School Player of the Year.
- *Scored 77 points and earned all-tournament honors while playing for Florida's entry in the National AAU Junior Olympic basketball championships in 1978.

YEAR	G	FGM-FGA	PCT.	FTM-FTA	PCT.	REB	AVG	A	PTS	AVG
1978-79	25	31-68	.456	11-19	.579	67	2.7	6	73	2.9

ED YOUNG

Guard

6-3

172

Freshman

Houston, Tex.

- * Was the only freshman signed last season by the Seminole coaching staff.
- * Ed played as a sophomore and junior at Spring Valley High School in Columbia, S.C.
- * Moved to Houston, Tex., as a senior, but only played in three games before being struck by mononucleosis.
- * Ed was named by a Texas prep magazine as one of the state's top 12 seniors.
- * Averaged 13.2 PPG as a sophomore and led city in free throw percentage (80.0).
- * Only sophomore to start in Spring Valley history.
- * Had a 17.0 junior average and won captain's award.
- * More than 94 colleges contacted him about availability.
- * An All-Southern selection.
- * Spring Valley coach was Lee Koty.
- * Parents: Mr. and Mrs. H. Edwin Young. Father is a minister.

1978-79 Statistics

Won 19, Lost 10
Home 9-1, Away 7-7, Neutral 3-2

NAME	G	FG-FGA	PCT	FT-FTA	PCT	RBS	AVG	AST	BS	ST	PF-D	MIN	PTS	AVG
Brown	29	237-343	.691	155-218	.711	242	8.3	20	25	22	92-4	1010	629	21.7
Anderson	24	105-179	.587	66-81	.815	175	7.3	29	10	17	70-1	775	276	11.5
Chatman	29	122-270	.452	50-79	.633	127	4.4	29	13	42	69-1	764	294	10.1
Jackson	29	106-281	.377	44-84	.524	72	2.5	158	0	58	88-4	1039	256	8.8
Bozeman	29	94-207	.454	36-55	.655	89	3.1	19	5	23	97-1	616	224	7.7
Parks	29	80-160	.500	48-60	.800	42	1.5	97	3	32	80-3	736	208	7.2
Mann	29	72-161	.447	23-42	.548	96	3.3	10	2	16	71-2	518	167	5.8
Tookes	25	31-68	.456	11-19	.579	67	2.7	6	3	5	40-0	244	73	2.9
Kuhl	11	15-19	.789	2-2	1.000	10	0.9	3	0	2	12-0	62	32	2.9
Cox	7	4-7	.571	7-9	.778	2	0.3	2	0	2	11-1	21	15	2.1
Collinsworth	6	3-7	.429	5-7	.714	8	1.3	1	0	0	2-0	24	11	1.8
*Dillard	2	13-26	.500	14-16	.875	8	4.0	5	0	4	5-0	66	40	20.0
Team Rebounds						84								
FSU Totals	29	882-1728	.510	461-672	.686	1022	35.2	379	61	223	637-23	5875	2225	76.7
OPP Totals	29	829-1656	.501	476-674	.706	889	30.7	316	84	193	626-35	5875	2134	73.6

*Injured, out for season.

Dead Ball Rebounds - (not included in team totals): Florida State 86, Opponents 85

1978-79 RESULTS

Won 19, Lost 10

OPPONENT (Site)	FSU	FOE	ATTENDANCE	LEADING SCORERS
Eckerd (H)	116	71	1,480	Bozeman 15, Tookes 13
Western Kentucky (H)	70	59	1,941	Brown 21, Chatman 16
Auburn (A)	71	70	6,315	Brown 42, Mann 10
Florida (N)	68	61	5,048	Brown 20, Chatman 19
Florida Southern (H)	106	75	1,670	Brown 22
Dayton (A)*	80	97	10,840	Brown 19, Chatman 18
Penn State (N)*	57	64	11,128	Brown 24
Alabama-Birmingham(A)	85	66	7,201	Brown 24, Chatman 19
Jacksonville (A)	68	71	6,703	Brown 20, Chatman 16
Georgia Southern (N)©	96	83	4,011	Brown 25, Anderson 21
Old Dominion (A)©	76	80	5,432	Brown 20, Anderson 14
Tulane (A)	60	74	1,512	Brown 22
St. Louis (A)	61	59	6,502	Anderson 14
Memphis State (A)	93	86	9,278	Brown 24, Chatman 20
Louisville (H)	65	67	3,119	Jackson 17, Brown 11
Georgia Tech (H)	79	73	1,972	Brown 25, Anderson 14
Geo. Washington (A)	71	68	3,500	Brown 27, Chatman 17
Cincinnati (A)	80	77	5,024	Brown 28, Bozeman 17
Tulane (H)	89	84	2,081	Brown 31
Louisville (A)	71	84	16,433	Anderson 16, Parks 12
South Alabama (A)	61	78	9,480	Bozeman 19, Brown 18
Georgia Tech (A)	73	75	3,580	Parks 15, Brown 12
St. Louis (H)	84	79	1,965	Anderson 22, Brown 18
Cincinnati (H)	76	71	3,471	Brown 17, Parks 17
Memphis State (H)	90	87	2,627	Brown 33, Jackson 16
Tulane (N)%	101	92	7,570	Brown 34, Jackson 13
Memphis State (A)%	35	34	9,157	Kuhl 12, Anderson 10
Virginia Tech (N)%	60	68	4,119	Brown 30

*Dayton Invitational, Dayton, Ohio
 ©Old Dominion Classic, Norfolk, Va.
 %Metro Tournament, Memphis Tenn.

1978-79 GAME-BY-GAME SCORING

	FSU	FOE	Jackson	Brown	Chatman	Mann	Bozeman	Kuhi	Parks	Tookes	Collingsworth	J. Cox	Anderson
Eckerd	116	71	10	10	12	8	15	10	8	13	3	4	-
Western Kentucky	70	59	2	21	10	16	2	0	2	0	-	-	-
Auburn	71	70	6	42	10	5	2	0	0	6	-	-	-
Florida	68	61	13	20	2	19	2	-	0	12	4	-	-
Florida Southern	106	75	4	22	8	16	16	12	12	7	4	5	-
Dayton	80	97	10	19	7	18	8	-	16	0	-	-	2
Penn State	57	64	6	24	3	7	8	-	3	2	-	0	4
Alabama-Birmingham	85	66	7	24	2	19	10	6	2	0	2	2	11
Jacksonville	68	71	8	20	2	16	7	0	0	6	-	-	9
Georgia Southern	96	83	15	25	4	12	8	0	9	2	0	0	21
Old Dominion	76	80	12	20	7	13	4	-	6	0	-	-	14
Tulane	60	74	10	22	1	4	5	0	6	2	-	-	10
St. Louis	61	59	12	21	3	4	12	0	4	2	-	-	14
Memphis State	93	86	5	24	9	20	6	-	14	2	-	-	13
Louisville	65	67	17	11	2	4	10	-	8	4	-	-	9
Georgia Tech	79	73	5	25	13	12	1	-	7	2	-	-	14
George Washington	71	68	5	27	7	17	3	-	2	0	-	-	10
Cincinnati	80	77	12	28	8	2	17	-	4	-	-	-	4
Tulane	89	84	14	31	11	1	6	-12	0	-	-	-	4
Louisville	71	84	9	10	2	9	7	-	12	6	-	-	16
Jacksonville	84	81	2	24	5	10	6	-	8	0	-	-	29
South Alabama	61	78	9	18	4	5	19	-	0	4	-	-	2
Georgia Tech	72	75	9	12	11	6	10	-	15	1	-	-	8
St. Louis	84	79	2	18	8	12	10	4	4	4	0	0	22
Cincinnati	76	71	14	17	4	6	8	-	17	0	-	-	10
Memphis State	90	87	16	33	2	13	13	-	0	0	-	-	13
Tulane	101	92	13	34	8	10	7	0	12	0	2	4	11
Memphis State	35	34	1	6	0	6	0	12	-	-	-	-	10
Virginia Tech	60	68	8	30	2	4	2	-	8	-	-	-	6

ALABAMA—BIRMINGHAM

Location:	Birmingham, Alabama
Nickname:	Blazers
Conference:	Sun Belt
Enrollment:	14,000
Home Court:	Birmingham Coliseum (17,000)
Colors:	Green & Gold
Athletic Director:	Gene Bartow
Head Coach:	Gene Bartow (Northeast Missouri State)
Record at Alabama- Birmingham	15-11 (1 year)
Career Record:	297-160 (18 years)
Assistants:	Lee Hunt, Oscar Catlin
Sports Infor. Director:	Pete Derzis
Office:	205/934-3824
Home:	205/871-1155

ROSTER

Name	Pos.	Wt.	Ht.	Cl.	Hometown
Tim Almquist	F	6-6	185	Jr.	Forest Lake, Minn.
Derrick Bently	G	6-4	205	So.	Birmingham, Ala.
Raymond Gause	F	6-4	200	So.	Memphis, Tenn.
Chris Giles	F	6-6	195	So.	Birmingham, Ala.
George Jones	F	6-1	170	Sr.	Memphis, Tenn.
Greg Leet	F	6-3	175	Sr.	Flat River, Mo.
Tony Mabrey	G	6-3	180	Fr.	Albertville, Ala.
Glenn Marcus	G	5-10	155	Jr.	Alabaster, Ala.
Bill McCammon	G	6-3	180	Sr.	Palm Springs, Cal.
Keith McCord	C	6-7	210	Sr.	Birmingham, Ala.
Oliver Robinson	F	6-4	175	So.	Birmingham, Ala.
Stan Scales	C	6-7	205	Sr.	Chicago, Ill.
Donnie Speer	C	6-8	225	So.	Sylacauga, Ala.
Larry Spicer	F	6-8	190	Sr.	Memphis, Tenn.

SCHEDULE

Nov. 10	Poland	Jan. 10	at South Florida
Dec. 1	Whittier College	Jan. 12	Iona
Dec. 8	Ole Miss.	Jan. 16	at St. Louis U.
Dec. 12	Washington State	Jan. 19	at Jacksonville
Dec. 15	at Georgia State	Jan. 22	DePaul University
Dec. 17	at New Orleans	Jan. 24	at South Alabama
Dec. 20	at Oklahoma City	Jan. 28	UNCC
Dec. 22	at Nebraska	Feb. 2	Jacksonville
Dec. 28	UAB Classic	Feb. 5	at UNCC
Dec. 29	(UAB, Drexel, Southern Illinois, U. of Missouri Rolla	Feb. 10	at Virginia Commonwealth
Jan. 3	Georgia State	Feb. 14	South Florida
Jan. 5	Air Force	Feb. 16	New Orleans
Jan. 7	Virginia	Feb. 17	South Alabama
	Commonwealth	Feb. 20	at Florida State
		Feb. 23-25	Sun Belt Tournament

AUBURN

Nickname:	Tigers
Conference:	Southeastern
Enrollment:	18,133
Colors:	Burnt Orange, Navy Blue
Athletic Director:	Lee Hayley
Head Coach:	Sonny Smith
Record at Auburn:	13-16 (1 year)
Career Record:	43-39 (3 years)
Assistants:	Mark McCarthy, Herbert Greene, Herman Williams
Sports Infor. Director:	Ruddy Davidson
Office:	205/826-4750
Home:	205/821-3333

ROSTER

Name	Pos.	Ht.	Wt.	Cl.	Hometown
Benny Anthony	F	6-7	215	Sr.	Bainbridge, Ga.
Earl Banks	F	6-7	220	Jr.	Birmingham, Ala.
Lewis Card	G	6-3	195	So.	Auburn, Ala.
Kenny Carter	G	6-1	180	So.	East Hampton, Ala.
Bobby Cattage	C	6-9	250	Jr.	
James Duce	C	6-8	215	Jr.	Chattahoochee, Fla.
Taylor Hart	G	6-2	180	So.	Eufaula, Ala.
Byron Henson	G	6-3	170	Fr.	Richmond, Va.
Darrell Lockhart	F	6-9	215	Fr.	Thomaston, Ga.
Ray McGrew	F	6-5	185	So.	Fairfield, Ala.
Alvin Mumphord	G	6-2	170	Fr.	Birmingham, Ala.
Frank Poindexter	F	6-6	185	Fr.	Orlando, Fla.
Bubba Price	G	6-3	175	Sr.	Birmingham, Ala.
Eric Stringer	G	6-1	185	Jr.	Hobson City, Ala.
Rich Valavicius	F	6-5	220	Sr.	Hammond, Ind.

SCHEDULE

Nov. 29	Australia (in Birmingham)	Jan. 19	Georgia
		Jan. 23	Alabama
Dec. 3	Texas Wesleyan	Jan. 26	at Mississippi
Dec. 5	Mississippi	Jan. 30	Kentucky
Dec. 7-8	at Show Me Classic	Feb. 2	at Florida
Dec. 12	at Tennessee	Feb. 4	at Florida State
Dec. 15	at South Florida	Feb. 6	Vanderbilt
Dec. 18	at Austin Peay	Feb. 9	at Mississippi State
Dec. 21-22	at Bayou Classic	Feb. 13	LSU
Jan. 2	at Kentucky	Feb. 16	at Georgia
Jan. 5	Florida	Feb. 20	at Alabama
Jan. 9	at Vanderbilt	Feb. 23	Tennessee
Jan. 12	Mississippi State	Feb. 27	Southeastern
Jan. 16	at LSU	Mar. 1	Tournament

CINCINNATI

Location:	Cincinnati, Ohio
Nickname:	Bearcats
Conference:	Metro
Enrollment:	38,000
Home Court:	Riverfront Coliseum (16,000)
Colors:	Red & Black
Athletic Director:	William F. Jenike
Head Coach:	Ed Badger (Iowa)
Record at Cincinnati:	13-14 (1 year)
Career Record:	13-14 (1 year)
Assistants:	Ken Banaszek, Harry Meeks, Don Smith
Sports Infor. Director:	Steve McClure
Office:	513/475-5091

ROSTER

Name	Pos.	Ht.	Wt.	Cl.	Hometown
Bobby Austin	G	6-3	190	So.	Cincinnati, Ohio
Jeff Bentley	G	6-4	185	Sr.	Mason, Ohio
Lonnie Camper	F	6-8	180	Jr.	Los Angeles, Cal.
David Duarte	F	6-8	200	So.	Providence, R.I.
Jim Evers	F	6-5	215	So.	Ridgewood, N.J.
Kevin Gaffney	F	6-5	195	Fr.	Alliance, Ohio
Doc Holden	G	6-6	197	Jr.	Wichita, Kan.
Dwight Jones	C	6-8	200	Fr.	East St. Louis, Ill.
Junior Johnson	G	6-0	165	Fr.	Lexington, Ky.
David Kennedy	G	6-2	165	Jr.	Pittsburgh, Pa.
Eddie Lee	G	6-4	180	Sr.	Queens, N.Y.
Doug Schloemer	F	6-5	195	So.	Edgewood, Ky.
Clinton Sutherland	F	6-8	205	Jr.	British Honduras

SCHEDULE

Nov. 13	POLISH NATIONAL TEAM	Jan. 7	MEMPHIS STATE*
Nov. 30	Babe McCarthy	Jan. 16	TULANE*
Dec. 1	Tournament (Cincinnati, Alcorn State, Miss. State, Southern Mississippi)	Jan. 19	VIRGINIA TECH*
		Jan. 22	ST. LOUIS*
Dec. 6	AUGUSTANA	Jan. 26	at Virginia Tech*
Dec. 8	at North Carolina	Jan. 28	at Tulane*
Dec. 12	MIAMI OF OHIO	Feb. 2	FLORIDA STATE
Dec. 17	CALIFORNIA	Feb. 4	XAVIER
	POLYTECHNIC	Feb. 6	at Louisville*
Dec. 19	PITTSBURGH	Feb. 9	at Florida State*
Dec. 22	TEMPLE	Feb. 14	at Memphis State*
Dec. 28	Iron Duke Classic (Cincinnati, Duke, South Carolina, Vermont)	Feb. 16	LOUISVILLE*
		Feb. 18	LOYOLA (CHICAGO)
Jan. 5	at Dayton	Feb. 21	at St. Louis*
		Feb. 26	NORTH CAROLINA A&T
		Feb. 28	Metro Conference
		-Mar. 1	Tournament

* Metro Conference Games

CLEVELAND STATE

Location: Cleveland, Ohio
 Nickname: Vikings
 Conference: Independent
 Enrollment: 17,000
 Home Court: Public Hall (8,000)
 Colors: Forest Green & White
 Athletic Director: Robert F. Busbey
 Head Coach: Ray Dieringer (Dayton)
 Record at Cleveland State: 90-162 (10 years)
 Carerr Record: 90-162 (10 years)
 Assistants: Tom McMahan, Larry Shyatt, Scott Duncan
 Sports Infor. Director: Merle Levin
 Office: 216/687-4818
 Home: 216/442-7167

ROSTER

Name	Pos.	Ht.	Wt.	Cl.	Hometown
Andre Battle	G	6-4	192	Sr.	Yonkers, N.Y.
Franklin Edwards	G	6-1	170	Jr.	New York, N.Y.
Ron Harris	G	5-10	160	Sr.	East Orange, N.J.
James Jones	F	6-9	210	Jr.	Houston, Tex.
Tom Kincaid	F	6-5	205	So.	Judson, Ohio
Jeff Kostohryz	F	6-7	215	So.	Brecksville, Ohio
Bob Lowrie	G	6-1	180	So.	Cleveland, Ohio
Lee Reed	G	6-0	160	Fr.	Cincinnati, Ohio
Paul Roba	C	7-0	230	Jr.	Richmond Hgts., Ohio
Carl Roberson	F	6-8	190	Jr.	St. Augustine, Fla.
Scott Rose	C	6-9	210	Sr.	Willoughby Hills, Ohio
Rick Rosnack	F	6-5	185	Jr.	Willowick, Ohio
Mike Sweeney	G	6-5	185	So.	Cleveland, Ohio
Darren Tillis	C	6-10	180	So.	Dallas, Tex.

SCHEDULE

Nov. 23-24	at York (Canada)	Jan. 19	Siena
Dec. 1	John Carroll	Jan. 21	at Niagara
Dec. 3	at Eastern Michigan	Jan. 23	Pittsburgh
Dec. 8	Augustana	Jan. 26	Campbell
Dec. 15	Kent State	Jan. 29	Akron
Dec. 20	at Akron	Jan. 31	Xavier
Dec. 22	at Wisconsin	Feb. 2	St. Francis (pa.)
Jan. 2	at Marquette	Feb. 5	Concordia
Jan. 5	Virginia Military	Feb. 11	at Robert Morris
Jan. 7	at Ohio U.	Feb. 13	Wright State
Jan. 11	George Mason	Feb. 16	at Georgia Southern
Jan. 13	at Fairleigh Dickinson	Feb. 18	at Florida State
Jan. 15	at Rutgers	Feb. 23	Valparaiso
		Feb. 28	Youngstown State

FLORIDA

Location: Gainesville, Florida
 Nickname: Gators
 Conference: Southeastern
 Enrollment: 31,000
 Home Court: Florida Gym (5,454)
 Colors: Orange & Blue
 Athletic Director: Bill Carr
 Head Coach: John Lotz (East Texas State)
 Record at Florida: 79-81 (6 years)
 Career Record: 79-81 (6 years)
 Assistants: James Brown, Ed Visscher, Elden Kamala
 Sports Infor. Director: Norm Carlson
 Office: 904/392-0641
 Home: 904/375-6382

ROSTER

Name	Pos.	Ht.	Wt.	Cl.	Hometown
Jerry Bellamy	F	6-6	192	Jr.	Beaver, Pa.
Damon Bryant	G	6-3	180	Fr.	Beaver Falls, Pa.
Jimmy Cotton	G	6-3	160	Jr.	Gulf Breeze, Fla.
Mark Giombetti	G	6-2	165	Jr.	Cocoa, Fla.
Jim Grandholm	C	6-11	200	Fr.	Elkart, Ind.
Reggie Hannah	F	6-8	210	Jr.	Titusville, Fla.
Maurice McDaniel	F	6-8	208	So.	Temple, Tex.
Mike Milligan	F	6-5	195	So.	Uniondale, N.Y.
Ken McCraney	G	6-3	182	Jr.	Miami, Fla.
Bob Van Noy	F	6-9	195	So.	Brentwood, N.Y.
Jeff Pennington	F	6-5	185	Fr.	Rushville, Ind.
Melvin Roseboro	G	6-2	171	Fr.	Fayetteville, N.C.
Quan Roseboro	G	6-1	165	Fr.	Fayetteville, N.C.
Peter Savory	G	6-2 [*]	170	Fr.	Brooklyn, N.Y.

SCHEDULE

Dec. 1	at LSU	Jan. 19	at Alabama
Dec. 4	Biscayne College	Jan. 21	at Vanderbilt
Dec. 8	Florida State	Jan. 26	LSU
	(in Jacksonville)	Jan. 30	at Georgia
Dec. 15	Mississippi State	Feb. 2	Auburn
Dec. 18	Mercer	Feb. 6	at Tennessee
Dec. 20	at Florida Southern	Feb. 9	Mississippi
Dec. 26-27	at Gator Bowl	Feb. 13	at Kentucky
	Tournament	Feb. 16	Alabama
Dec. 29	Illinois Wesleyan	Feb. 18	Jacksonville
Jan. 2	Georgia	Feb. 20	Vanderbilt
Jan. 5	at Auburn	Feb. 23	at Mississippi State
Jan. 9	Tennessee	Feb. 27 -	
Jan. 12	at Mississippi	Mar. 1	SEC Tournament
Jan. 17	Kentucky		

FLORIDA A & M

Location:	Tallahassee, Florida
Nickname:	Rattlers
Conference:	Independent
Enrollment:	6,000
Home Court:	Gaither Gym (5,200)
Colors:	Orange & Green
Athletic Director:	Hansel Tookes
Head Coach:	Ajac Triplett
Record at Florida A & M:	115-52 (6 years)
Career Record:	115-52 (6 years)
Assistant:	Tim Esposito
Sports Infor. Director:	Alvin Hollins
Office:	904/599-3206
Home:	904/575-1817

SCHEDULE

Nov. 30	at Florida State
Dec. 2	at Southern
dec. 5	Grambling
Dec. 8	at Western Kentucky
Dec. 15	Alcorn State
Dec. 18	at Howard
Dec. 21	at Grambling
Dec. 28-29	at Aggie Classic
Jan. 2-3	at Adams Classic
Jan. 8	at Albany State
Jan. 12	at Alcorn State
Jan. 14	at Mississippi Valley
Jan. 19	Tennessee State
Jan. 22	at Jackson State
Jan. 26	at Bethune
Jan. 28	Texas Southern
Feb. 2	at Tennessee State
Feb. 5	Southern
Feb. 9	Mississippi Valley
Feb. 12	Albany State
Feb. 16	Bethune Cookman
Feb. 23	Howard
Feb. 27	at Stetson

FLORIDA SOUTHERN

Location: Lakeland, Florida
 Nickname: Moccasins
 Conference: Sunshine State
 Enrollment: 1,600
 Home Court: Jenkins Field House (3,500)
 Lakeland Civic Center (8,000)
 Colors: Scarlet & White
 Athletic Director: Hal Smeltzly
 Head Coach: Hal Wissel
 Record at Florida Southern: 31-26 (2 years)
 Career Record: 179-186 (14 years)
 Assistant: Wes Aldrich
 Sports Infor. Director: Mike Pachik
 Office: 813/683-5521 Ext. 268
 Home: 813/665-7941

ROSTER

Name	Pos.	Ht.	Wt.	Cl.	Hometown
Kurt Alston	G	6-1	170	Sr.	Yonkers, N.Y.
Warren Butler	G	6-1	182	Sr.	Miami, Fla.
Bob Dolan	F	6-7	200	Sr.	Clearwater, Fla.
John Ebeling	C	6-7	220	So.	Trenton, N.J.
Mike Hayes	G	6-4	180	Jr.	Bronx, N.Y.
Moses Johnson	G	6-2	160	Fr.	Stuart, Fla.
Mark King	F	6-6	185	So.	Rotonda, Fla.
Cesar Odio	F	6-5	180	Jr.	Miami, Fla.
Brian Radon	F	6-4	184	So.	Center Valley, Pa.
Clide Roberson	G	6-1	170	Jr.	Orlando, Fla.
Felix Terpulien	F	6-4	180	Jr.	Brooklyn, N.Y.

SCHEDULE

Nov. 30	Webber	Jan. 9	Holy Cross
Dec. 1	at Georgia State	Jan. 16	at Biscayne
Dec. 6	at Wake Forest	Jan. 19	at St. Leo
Dec. 8	at Evansville	Jan. 21	Central
Dec. 13	at South Florida	Feb. 6	at St. Leo
Dec. 15	Bethel	Feb. 9	at Central Florida
Dec. 17	Urbana	Feb. 11	Florida State
Dec. 20	Florida		
Dec. 27	at Seton Hall		
Jan. 4-5	Citrus Tournament		

JACKSONVILLE

Location:	Jacksonville, Florida
Nickname:	Dolphins
Conference:	Sun Belt
Enrollment:	2,300
Home Court:	Jacksonville Memorial Coliseum (10,000)
Colors:	Green Gold & White
Athletic Director:	Dr. Judson B. Harris, Jr.
Head Coach:	Tates Locke
Record at Jacksonville:	19-11 (1 year)
Career Record:	177-138 (12 years)
Assistants:	Tom Barrise, Thom Shannon, John Baldwin
Sports Infor. Director:	Bill Goldring
Office:	904/744-3950 Ext. 284
Home:	904/744-2250

ROSTER

Name	Pos.	Ht.	Wt	Cl.	Hometown
Linwood Davis	F	6-7	195	Fr.	Tallahassee, Fla.
Paul DeVito	G	6-3	175	So.	Hyattsville, Md.
Dolan Douglas	G	5-10	160	Fr.	Hawthorne, Fla.
Singh Guram	F	6-7	200	So.	W. Columbia, S.C.
Mike Hackett	F	6-5	220	So.	Orangeburg, S.C.
Greg Harris	G	6-0	160	Sr.	Jacksonville, Fla.
Frankie Lemmons	G	6-5	180	Jr.	Cordele, Ga.
Jimmy Martin	G	6-3	180	Jr.	Tampa, Fla.
Phil Parisi	G	5-10	150	Jr.	Hollywood, Fla.
James Ray	C	6-9	215	Sr.	New Orleans, La.
Maurice Rouhlac	G	5-8	145	Fr.	Jacksonville, Fla.
Bobby Stovall	F	6-7	185	Fr.	Petersburg, Va.
Barlow Taylor	C	6-9	225	So.	Paterson, N.J.
Steve Tutson	F	6-7	190	So.	Jacksonville, Fla.

SCHEDULE

Nov. 18	South Australia	Jan. 14	UNC—Charlotte
Nov. 30	Georgia College	Jan. 16	Virginia Commonwealth
Dec. 2	at Florida State	Jan. 19	UA-Birmingham
Dec. 4	Stetson	Jan. 23	South Florida
Dec. 6	at Virginia Commonwealth	Jan. 25	at Georgia State
		Jan. 27	New Orleans
Dec. 9	at New Orleans	Feb. 2	at UA-Birmingham
Dec. 16	Florida State	Feb. 4	at South Alabama
Dec. 19	Catholic	Feb. 9	at Wake Forest
Dec. 22	Duquesne	Feb. 12	at South Florida
Dec. 26-27	Gator Bowl Tournament	Feb. 14	at Stetson
Jan. 2	St. Francis	Feb. 18	at Florida
Jan. 5	at UNC—Charlotte	Feb. 20	Georgia State
Jan. 9	South Alabama	Feb. 23-25	Sun Belt Tournament

LOUISVILLE

Location:	Louisville, Ky.
Nickname:	Fighting Cardinals
Enrollment:	18,000
Home Court:	Freedom Hall (16,613)
Colors:	Red, White, & Black
Athletic Director:	Dr. Howard Hohman
Head Coach:	Denny Crum (UCLA)
Record at Louisville:	186-52 (8 years)
Career Record:	186-52 (8 years)
Assistants:	Bill Olsen, Jerry Jones, Wade Houston
Sports Infor. Director:	Joe Yates
Office:	502/588-6581
Home:	502/239-4340

ROSTER

Name	Pos.	Ht.	Wt.	Cl.	Hometown
Tony Branch	G	6-0	175	Sr.	Michigan City, Ind.
Wiley Brown	F	6-8	220	So.	Sylvester, Ga.
Steve Bugg	G	6-4	185	Jr.	Louisville, Ky.
Roger Burkman	G	6-5	175	Jr.	Indianapolis, Ind.
Daryl Cleveland	F	6-	190	Jr.	Thomasville, Ga.
Greg Deuser	G	6-0	170	Jr.	New Albany, Ind.
Jerry Eaves	G	6-4	180	So.	Louisville, Ky.
Darrell Griffith	G	6-4	190	Sr.	Louisville, Ky.
Scooter McCray	F	6-8	185	So.	Mt. Vernon
Rodney McCray	F	6-7	220	Fr.	Mt. Vernon, N.Y.
Marty Pulliam	C	6-9	225	Jr.	Harrodsburg, Ky.
Derek Smith	F	6-6	195	Fr.	Hogansville, Ga.
Poncho Wright	F	6-5	195	Fr.	Indianapolis, Ind.

SCHEDULE

Dec. 1	SOUTH ALABAMA	Feb. 3	at North Carolina
Dec. 5	TENNESSEE- CHATTANOOGA	Feb. 4	MEMPHIS STATE*
Dec. 8	at Tennessee	Feb. 6	CINCINNATI*
Dec. 13	LOUISVILLE HOLIDAY CLASSIC TOURNA— -14 MENT	Feb. 9	at Providence
Dec. 19	OHIO STATE	Feb. 11	at Virginia Tech*
Dec. 22	at Utah	Feb. 14	at West Virginia
Dec. 27	Hawaii Rainbow Classic (Honolulu, Haw.)	Feb. 16	at Cincinnati*
Jan. 3	TULSA	Feb. 18	VIRGINIA TECH*
Jan. 5	KANSAS STATE	Feb. 21	at Iona
Jan. 8	ST. LOUIS*	Feb. 24	at Florida State*
Jan. 12	at Memphis State*	Feb. 28	METRO CONFERENCE
Jan. 19	at Tulane*	-Mar. 1	TOURNAMENT
Jan. 22	MARQUETTE		
Jan. 25	at St. Louis*		
Jan. 27	FLORIDA STATE*		
Jan. 31	TULANE*		

FLORIDA STATE 1979-80 Basketball

NO.	NAME	POS.	HT.
10	Rodney Arnold	G	6-4
20	James Bozeman	F	6-5
34	Murray Brown	F	6-8
30	Ed Chatman	F	6-3
24	Greg Collinsworth	F	6-5
35	Jerry Cox	G	6-4
22	Mickey Dillard	G	6-3
23	Tony Jackson	G	6-0
33	Donnie Kuhl	C	6-9
10	Bobby Parks	G	5-11
42	Elvis Rolle	C	6-10
54	Pernell Tookes	F	6-6
	Ed Young	G	6-1

PRONUNCIATION GUIDE

James Bozeman	BOZ-man
Mickey Dillard	DIL-ard
Donnie Kuhl	Cool
Elvis Rolle	Roll
Pernell Tookes	as in Cooks

THE UNIVERSITY Basketball Roster

WT.	CL.	HOMETOWN
195	So.	Kingsport, Tenn.
199	Jr.	Tallahassee, Fla.
205	Sr.	Tampa, Fla.
190	Jr.	Leesburg, Fla.
195	So.	Titusville, Fla.
180	Sr.	Indianapolis, Ind.
170	Jr.	Dania, Fla.
165	Sr.	Lexington, Ky.
235	Sr.	Orlando, Fla.
160	Jr.	Clearwater, Fla.
216	Jr.	Ft. Pierce, Fla.
185	So.	Orlando, Fla.
175	Fr.	Houston, Tex.



MARQUETTE

Location: Milwaukee, Wisconsin
 Nickname: Warriors
 Conference: Independent
 Enrollment: 13,600
 Home Court: Milwaukee Arena (10,938)
 Colors: Blue & Gold
 Athletic Director: Hank Raymonds
 Head Coach: Hank Raymonds
 Record at Marquette: 46-11 (2 years)
 Career Record: 157-58 (17 years)
 Assistants: Rick Maherus, Gerald Oliver
 Sports Infor. Director: Betsy Bjalobok
 Office: 414/224-7447
 Home: 414/224-0654

ROSTER

Name	Pos.	Ht.	Wt.	Cl.	Hometown
Robert Byrd	F	6-6	190	Jr.	Chicago, Ill.
Tony Davis	G	6-2	170	So.	Argo, Ill.
Artie Green	G	6-1	195	So.	Bronx, N.Y.
Larry Hatchett	G	6-2	175	So.	Aurora, Ill.
Oliver Lee	F	6-6	175	So.	Deland, Fla.
Dean Marquardt	C	6-9	215	Fr.	Milwaukee, Wisc.
Greg Shimon	F	6-5	185	Fr.	Brookfield, Wisc.
Michael Wilson	G	6-3	175	Fr.	Memphis, Tenn.
Sam Worthen	G	6-5	195	Jr.	Brooklyn, N.Y.

SCHEDULE

Nov. 10	Polish National	Jan. 17	at Xavier (Ohio)
Dec. 1	Eastern Montana	Jan. 19	Florida State
Dec. 4	Fresno State	Jan. 22	at Louisville
Dec. 8	Michigan	Jan. 26	at South Carolina
Dec. 15	Wisconsin	Feb. 12	Dayton
Dec. 22	at Illinois	Feb. 19	Florida State
Dec. 28-29	Milwaukee Classic	Feb. 20	at Stetson
Jan. 2	Cleveland State	Feb. 24	at Notre Dame
Jan. 4	Brown	Feb. 27	at Detroit
Jan. 7	at California State- Long Beach	Feb. 29	Air Force
Jan. 9	at Athletes in Action		
Jan. 12	DePaul		
Jan. 15	Maine		

MEMPHIS STATE

Location: Memphis, Tenn.
 Nickname: Tigers
 Conference: Metro
 Enrollment: 21,500
 Home Court: Mid-South Coliseum (11,200)
 Colors: Blue & Gray
 Athletic Director: Billy J. Murphy
 Head Coach: Dana Kirk (Marshall)
 Record at Memphis State: First Year
 Career Record: 124-84 (8 years)
 Assistants: Larry Finch, Lee Fowler
 Sports Infor. Director: Jack Bugbee
 Office: 901/454-2337
 Home: 901/452-9648

ROSTER

Name	Pos.	Ht.	Wt.	Cl.	Hometown
Arthur Banks	G	6-3	178	Sr.	Forrest City, Ark
A. Maceo Battle	F	6-9	195	Fr.	Memphis, Tenn.
Jeffrey Battle	F	6-5	195	So.	Rocky Mount, N.C.
Kevin Fromm	F	6-3	190	Jr.	Raytown, Mo.
Tony Hubbard	C	6-9	225	Fr.	St. Petersburg, Fla.
Otis Jackson	G	6-1	170	So.	Arlington, Tenn.
Bill Lockett	G	6-3	175	Fr.	Memphis, Tenn.
Hank McDowell	C	6-9	195	Jr.	Memphis, Tenn.
Greg Moore	G	6-4	180	Jr.	Memphis, Tenn.
Anthony Parker	G	6-3	175	Fr.	Louisville, Ky.
Derrick Phillips	F	6-8	230	Fr.	St. Louis, Mo.
Garry Taylor	F	6-7	225	Jr.	Cincinnati, Ohio
Michael Torrance	F	6-6	197	Sr.	Memphis, Tenn.

SCHEDULE

Dec. 1	ARKANSAS STATE	Jan. 26	WISCONSIN-PARKSIDE
Dec. 3	OKLAHOMA CHRISTIAN	Feb. 1	at St. Louis*
Dec. 8	VANDERBILT	Feb. 4	at Louisville*
Dec. 13	AUSTIN PEAY	Feb. 7	at Florida State*
Dec. 17	EASTERN MONTANA	Feb. 9	at Southern Mississippi
Dec. 20	MURRAY STATE	Feb. 12	TULANE*
Dec. 22	MISSISSIPPI	Feb. 14	CINCINNATI*
Dec. 28	ARKANSAS	Feb. 16	VIRGINIA TECH*
Jan. 3	S.W. LOUISIANA	Feb. 23	at Tulane*
Jan. 5	at Virginia Tech*	Feb. 29	Metro Conference
Jan. 7	at Cincinnati*	-Mar. 1	Tournament
Jan. 10	FLORIDA STATE*		
Jan. 12	LOUISVILLE*		
Jan. 17	at Dayton		
Jan. 19	ST. LOUIS		
Jan. 23	SOUTHERN MISSISSIPPI		

MINNESOTA

Location:	Minneapolis, Minnesota
Nickname:	Golden Gophers
Conference:	Big 10
Enrollment:	45,000
Home Court:	William Arena (17,500)
Colors:	Maroon & Gold
Athletic Director:	Paul Giel
Head Coach:	Jim Dutcher
Record at Minnesota:	68-39 (4 years)
Career Record:	190-89 (10 years)
Assistants:	Jesse Evans, Jim Williams
Sports Infor. Director:	Bob Peterson
Office:	612/373-5236
Home:	612/757-2124

ROSTER

Name	Pos.	Ht.	Wt.	Cl.	Hometown
Randy Breuer	C	7-2	218	Fr.	Lake City, Minn.
Ben Coleman	F	6-8	225	Fr.	Minneapolis, Minn.
Carl Dale	G	6-0	176	Jr.	Chicago, Ill.
Mark Hall	G	6-2	185	So.	Springfield, Ma.
Gary Holmes	C	6-10	235	So.	Miami, Fla.
Zebedee Howell	F	6-7	212	Fr.	Vanguard, Fla.
James Jackson	F	6-5	210	Sr.	Chicago, Ill.
Bruce Kaupa	G	6-1	170	Fr.	Woodbury, Minn.
Kevin McHale	F	6-11	228	Sr.	Hibbing, Minn.
Darryl Mitchell	G	6-4	193	So.	West Palm Beach, Fla.
Brian Pederson	C	6-10	208	Jr.	Prior Lake, Minn.
Andy Thompson	F	6-6	208	So.	Nassau, Bahamas
Trent Tucker	G	6-5	175	So.	Flint, Mich.

SCHEDULE

Nov. 30	Eastern Michigan	Jan. 19	Purdue
Dec. 3	Fresno State	Jan. 24	Indiana
Dec. 5	North Dakota	Jan. 26	at Iowa
Dec. 15	Nebraska	Jan. 31	at Northwestern
Dec. 17	at Tennessee	Feb. 2	Iowa
Dec. 20	at Florida State	Feb. 7	at Purdue
Dec. 22	Kansas State	Feb. 9	Northwestern
Dec. 28-29	Pillsbury Classic	Feb. 14	Ohio State
Jan. 3	at Michigan	Feb. 16	at Indiana
Jan. 5	at Michigan State	Feb. 21	at Illinois
Jan. 10	Wisconsin	Feb. 23	at Wisconsin
Jan. 12	Illinois	Feb. 28	Michigan State
Jan. 17	at Ohio State	Mar. 1	Michigan

ST. LOUIS

Location: St. Louis, Missouri
 Nickname: Billikens
 Conference: Metro
 Enrollment: 10,300
 Home Court: Checkerdome (19,000)
 Colors: Blue & White
 Athletic Director: Ron Ekker
 Head Coach: Ron Ekker (Winona State)
 Record at St. Louis: 10-17 (1 year)
 Career Record: 184-134 (12 years)
 Assistants: Rick Starzecki
 Sports Infor. Director: Dick O'Connor
 Office: 314/658-3180
 Home: 314/965-6722

ROSTER

Name	Pos.	Ht.	Wt.	Cl.	Hometown
David Burns	G	6-2	180	Jr.	Dallas, Tex.
Jim Glass	G	6-2	170	Sr.	Pacific, Mo.
Kelvin Henderson	F	6-7	180	Sr.	St. Louis, Mo.
Willie Horne	G	6-2	170	So.	New York, N.Y.
LaTodd Johnson	G	6-0	160	Fr.	Evanston, Ill.
Gary Kerkemeyer	F	6-7	185	Fr.	Collinsville, Ill.
Dick Missavage	F	6-5	195	So.	St. Louis, Mo.
Bob Mueller	F	6-8	190	So.	St. Louis, Mo.
Monte Poole	F	6-5	220	Fr.	Atlanta, Ga.
Mark Rohde	F	6-6	205	Sr.	St. Louis, Mo.
Jeff Schneider	F	6-4	180	Sr.	Louisville, Ky.
Craig Shaver	F	6-4	175	Sr.	Louisville, Ky.
Willie Whittenberg	F	6-6	185	Jr.	Dallas, Tex.
Milt Wiley	G	5-11	165	Sr.	Belleville, Ill.
Paul Woerner	F	6-8	210	Fr.	Louisville, Ky.

SCHEDULE

Nov. 30	Clemson Tournament (St.	Jan. 19	at Memphis State*
-Dec. 1	Louis U., Sienna College, Clemson, Middle Tenn.)	Jan. 22	at Cincinnati*
		Jan. 25	LOUISVILLE*
Dec. 5	LEWIS	Jan. 28	BUTLER
Dec. 8	at Notre Dame	Feb. 1	MEMPHIS STATE*
Dec. 12	SIU-EDWARDSVILLE	Feb. 4	SOUTHERN MISSISSIPPI
Dec. 21	MISSOURI	Feb. 6	ROOSEVELT
Dec. 28	Sunbowl Tournament (St.	Feb. 8	QUINCY
-29	Louis U., U.T.E.P., Hous- ton, Alabama)	Feb. 14	at Florida State*
		Feb. 16	at Tulane*
Jan. 2	VIRGINIA TECH*	Feb. 18	at Southern Mississippi
Jan. 4	FLORIDA STATE*	Feb. 21	CINCINNATI
Jan. 8	at Louisville*	Feb. 24	at Virginia Tech*
Jan. 14	TULANE*	Feb. 28	Metro Conference
Jan. 16	ALABAMA-BIRMINGHAM	-Mar. 1	Tournament

SOUTH CAROLINA AT AIKEN

Location: Aiken, South Carolina
 Nickname: Pacers
 Conference: Independent
 Enrollment: 1,800
 Home Court: Student Activities Center (3,000)
 Colors: Cardinal & White
 Athletic Director: Lew Perkins
 Head Coach: Larry Wall
 Record at South Carolina At Aiken:
 First Year
 Career Record: 145-65 (8 years)
 Assistant: Ken Black
 Sports Infor. Director: Rob Matwick
 Office: 803/648-2311
 Home: 803/649-5357

ROSTER

Name	Pos.	Ht.	Wt.	Cl.	Hometown
Don Hayes	G	6-2	180	Jr.	Madison, N.C.
Dennis Lee	G	6-0	160	So.	Anderson, S.C.
Phil Leighty	G	6-2	190	So.	Lafayette, Ind.
Kenny Louis	G	6-1	160	Sr.	Winter Park, Fla.
Anthony Mabry	F	6-4	210	Jr.	Inman, S.C.
John Monse	C	6-9	250	Sr.	Allendale, S.C.
Billy Morris	G	6-3	185	Jr.	Columbia, S.C.
Bill Noah	G	6-4	195	Sr.	Butler, Pa.
Zach Norris	G	5-10	145	Sr.	Augusta, Ga.
Chuck Orr	G	6-6	190	Jr.	Greenville, S.C.
Ronnie Reaves	G	6-2	180	Sr.	Florence, S.C.
Dennis Seiple	C	6-8	210	Jr.	Columbia, S.C.
Terry Strickland	F	6-5	195	Jr.	Mt. Airy, N.C.
Keefe Walker	F	6-4	185	Jr.	Columbia, S.C.

SCHEDULE

Nov. 17	Winthrop	Jan. 24	Limestone
Nov. 20	at Central Wesleyan	Jan. 26	USC at Spartanburg
Nov. 26	at Limestone	Jan. 29	at Baptist
Nov. 26	at Limestone	Jan. 31	at Voorhees
Dec. 1	at Presbyterian	Feb. 2	at USC-Spartanburg
Dec. 3	at Francis Marion	Feb. 4	at Coker
	Tournament	Feb. 7	at Newberry
Dec. 27-29	Kiwanis Tournament	Feb. 9	Voorhees
Jan. 3	at Elon	Feb. 11	College of Charleston
Jan. 7	at Armstrong State	Feb. 13	Francis Marion
Jan. 14	at Florida State	Feb. 16	at Lander
Jan. 17	Newberry	Feb. 18	Coker
Jan. 19	at Winthrop	Feb. 21	Central Wesleyan
Jan. 21	at College of Charleston	Feb. 23	Presbyterian
Jan. 23	at Augusta		

SOUTH FLORIDA

Location: Tampa, Florida
 Nickname: Bulls
 Conference: Sun Belt
 Enrollment: 23,000
 Home Court: Sun Dome (10,400)
 Colors: Green & Gold
 Athletic Director: Dr. Richard Bowers
 Head Coach: Chip Conner
 Record at South Florida: 55-54 (4 years)
 Career Record: 55-54 (4 years)
 Assistants: Scott McCandlish, Gordon Gibbon
 Cal Glover
 Sports Infor. Director: John Renneker
 Office: 813/974-2125
 Home: 813/576-7784

ROSTER

Name	Pos.	Ht.	Wt.	Cl.	Hometown
Jorge Azcoitia	F	6-7	215	So.	Miami, Fla.
Jef Fiser	F	6-6	220	Sr.	Tampa, Fla.
John Grant	C	6-9	200	Jr.	Malone, Fla.
Hiram Green	F	6-8	205	So.	Bartlow, Fla.
Tony Grier	G	6-3	175	So.	Port Chester, N.Y.
Rick Harrison	G	6-3	180	Fr.	Tampa, Fla.
Pete Jensen	G	6-2	175	Jr.	Dunedin, Fla.
Willie Redden	C	6-10	205	So.	Fort Pierce, Fla.
Rob Rutledge	G	6-6	180	Jr.	Rivera Beach, Fla.
Lewis Shepherd	F	6-6	210	Fr.	Tampa, Fla.
Scott Stapleton	F	6-6	215	Sr.	Jacksonville, Fla.
Tony Washam	G	6-3	190	So.	Wilmington, Del.

SCHEDULE

Nov. 30	at Eckerd	Jan. 26	Virginia Commonwealth
Dec. 3	North Carolina	Jan. 28	South Alabama
Dec. 6	Florida State	Jan. 31	at New Orleans
Dec. 13	Florida Southern	Feb. 3	UNC—Charlotte
Dec. 15	Auburn	Feb. 4	at Georgia State
Dec. 17	Catholic	Feb. 7	at Virginia Commonwealth
Dec. 29	Central Connecticut		at UNC-Charlotte
Jan. 2	Richmond	Feb. 9	Jacksonville
Jan. 7	at Florida State	Feb. 12	at UA-Birmingham
Jan. 10	Alabama-Birmingham	Feb. 14	Georgia State
Jan. 13	at South Alabama	Feb. 16	Stetson
Jan. 16	New Orleans	Feb. 18	Sun Belt Tournament
Jan. 21	at Stetson	Feb. 23-25	
Jan. 23	at Jacksonville		

TULANE

Location: New Orleans, La.
 Nickname: Green Wave
 Conference: Metro
 Enrollment: 9,633
 Home Court: Tulane Gym (5,000)
 Colors: Olive Green & Sky Blue
 Athletic Director: Hindman Wall
 Head Coach: Roy Danforth (Southern Mississippi)
 Record at Tulane: 23-58 (3 years)
 Career Record: 171-129 (11 years)
 Assistants: Tom Green, Jim Lewis, John Bobzien
 Sports Infor. Director: M. L. Lagarde
 Office: 504/865-4391
 Home: 504/885-7967

ROSTER

Name	Pos.	Ht.	Wt.	Cl.	Hometown
Micah Blunt	F	6-9	195	So.	Metairie, La.
Steve Carpenter	C	7-0	220	Fr.	Knoxville, Tenn.
Eric Dozier	F	6-7	220	Jr.	Washington D.C.
Reggie Duke	G	6-2	165	So.	Pittsburgh, Pa.
Craig Harris	G	5-9	150	Jr.	Alexandria, Va.
Joe Holston	G	6-4	175	So.	Washington, D.C.
Jim Hurd	G	6-4	185	Jr.	New Orleans, La.
Clarence James	F	6-6	195	Jr.	Tampa, Fla.
Bobby Jones	F	6-7	200	Sr.	Gulfport, Miss.
Gary Lozio	F	6-5	200	Sr.	New Orleans, La.
Daryl Moreau	G	6-2	160	Fr.	New Orleans, La.
Paul Thompson	F	6-6	190	Fr.	Alexandria, La.
Carlos Zuniga	F	6-5	195	Sr.	New Orleans, La.

SCHEDULE

Dec. 1	at Southern Methodist	Jan. 31	at Louisville*
Dec. 5	LOUISIANA STATE	Feb. 2	at Virginia Tech*
Dec. 7	FT. HAYS STATE	Feb. 7	at Southern Mississippi
Dec. 8	WESTMINISTER	Feb. 9	at New Orleans
Dec. 10	RICE	Feb. 12	at Memphis State*
Dec. 22	at Louisiana State	Feb. 16	ST. LOUIS*
Dec. 28	Sugar Bowl Tournament	Feb. 20	at Mercer
-29		Feb. 23	MEMPHIS STATE*
Jan. 2	at Florida State*	Feb. 25	SOUTHERN MISSISSIPPI
Jan. 5	NEW ORLEANS	Feb. 28	Metro Conference
Jan. 10	at Notre Dame	-Mar. 1	Tournament
Jan. 12	FLORIDA STATE*		
Jan. 14	at St. Louis*		
Jan. 16	at Cincinnati*		
Jan. 19	LOUISVILLE*		
Jan. 22	SOUTHWESTERN		
Jan. 28	CINCINNATI*		

VIRGINIA TECH

Location: Blacksburg, Virginia
 Nickname: Gobblers, Hokies
 Conference: Metro
 Enrollment: 19,900
 Home Court: Cassell Coliseum (10,000)
 Colors: Maroon & Orange
 Athletic Director: Bill Dooley
 Head Coach: Charles Moir
 Sports Infor. Director: Jack Williams
 Office: 703/961-6726

ROSTER

Name	Pos.	Ht.	Wt.	Cl.	Hometown
David Bennett	F	6-6	209	Jr.	Bloomfield Hills, Mich.
Gordy Bryan	F	6-8	209	So.	Philadelphia, Pa.
Malcolm Buran	G	6-2	179	Jr.	Richmond, Va.
Michael Cooke	F	6-6	190	Fr.	Richmond, Va.
Les Henson	F	6-6	195	Sr.	Richmond, Va.
Linwood Henson	G	6-4	168	So.	Richmond, Va.
John Hillenbrand	C	6-9	236	Sr.	Demus Point, N.Y.
Dexter Reed	G	6-1	166	Jr.	Norfolk, Va.
Wayne Robinson	F	6-9	229	Sr.	Greensboro, N.C.
Jeff Schneider	G	6-4	166	So.	Clarksburg, W. Va.
Chris Scott	G	6-2	158	Sr.	Fairfax, Va.
Mark Shrader	G	5-11	150	Jr.	Malvern, Pa.
Dale Solomon	F	6-8	230	So.	Annapolis, Md.
Reggie Steppe	G	6-1	170	Fr.	Charlottesville, Va.

SCHEDULE

Dec. 1	CAMPBELL	Jan. 19	at Cincinnati*
Dec. 15	EAST TENNESSEE STATE	Jan. 21	at Florida State*
Dec. 21	Roanoke Times & World	Jan. 26	CINCINNATI*
-22	News Tournament (Tech, Miami of Ohio, Alabama and Georgia Tech) at Roanoke	Jan. 28	at Ohio
		Jan. 30	at West Virginia
		Feb. 2	at Tulane*
		Feb. 6	ST. BONAVENTURE
Dec. 28	Sugar Bowl Tournament (New Orleans, La.)	Feb. 9	at George Washington
Dec. 29	(Tech, Tulane, Ole Miss, Michigan)	Feb. 11	LOUISVILLE*
		Feb. 13	JAMES MADISON
Jan. 2	at St. Louis*	Feb. 16	at Memphis State*
Jan. 5	MEMPHIS STATE*	Feb. 18	at Louisville*
Jan. 9	WEST VIRGINIA	Feb. 22	FLORIDA STATE
Jan. 10	NEW ORLEANS	Feb. 24	ST. LOUIS*
Jan. 14	at Virginia	Feb. 28	Metro Conference
		-Mar. 1	Tournament

WESTERN KENTUCKY

Location: Bowling Green, Kentucky
 Nickname: Hilltoppers
 Coach: Gene Keady
 Record at Western Kentucky: 17-11 (1 year)
 Career Record: 17-11 (1 year)
 Assistants: Clem Haskins, Ray Hitte, Roger Schnepf
 Sports Infor. Director: Paul Just
 Office: 502/745-4295
 Home: 502/781-1777

ROSTER

Name	Pos.	Ht.	Wt.	Cl.	Hometown
Bill Bryant	G	6-5	205	Sr.	Washington, D.C.
Greg Burback	G	6-4	185	Sr.	Dickeyville, Wisc.
Kevin Dildy	G	6-3	190	So.	Chicago, Ill.
Kenny Ellis	F	6-4	195	So.	Winter Haven, Fla.
Craig McCormick	F	6-9	205	So.	Ottawa, Ill.
Alex Moseley	C	6-10	220	So.	Flint, Mich.
Mike Prince	F	6-6	190	Sr.	Dearborn, Mich.
Mike Reese	G	6-3	175	Jr.	Hopkinsville, Ky.
Kurtis Townsend	G	6-1	160	Sr.	San Jose, Cal.
Trey Trumbo	G	6-5	185	Sr.	Fayetteville, Ark.
Jack Washington	F	6-5	190	Sr.	Bainbridge, Ga.
Percy White	F	6-6	245	Fr.	Washington, D.C.
Tony Wilson	F	6-6	200	Sr.	Lexington, Ky.
Rick Wray	C	6-8	200	Jr.	Hickman, Ky.

SCHEDULE

Dec. 1	Rollins	Jan. 21	Dayton
Dec. 3	at Illinois State	Jan. 24	at Middle Tennessee
Dec. 6	at Duquesne	Jan. 26	at Eastern Kentucky
Dec. 8	Florida A & M	Jan. 31	Morehead State
Dec. 13-14	at Holiday Classic	Feb. 2	Eastern Kentucky
Dec. 29	Florida State	Feb. 7	at Akron
Jan. 3	Butler	Feb. 9	at Tennessee Tech
Jan. 5	at Louisiana Tech	Feb. 14	Austin Peay
Jan. 7	East Tennessee	Feb. 16	at Murray State
Jan. 10	Akron	Feb. 21	Middle Tennessee
Jan. 12	Tennessee Tech	Feb. 23	at South Carolina
Jan. 17	Murray State	Feb. 29	
Jan. 19	at Austin Peay	Mar. 1	OVC Tournament

Final 1978-79

Metro Conference Standings

	W	L	PCT	W	L	PCT.
Louisville	9	1	.900	24	8	.750
Florida State	7	3	.700	19	10	.655
Memphis State	5	5	.500	13	15	.464
#Virginia Tech	4	6	.400	22	9	.710
Cincinnati	4	6	.400	13	14	.481
St. Louis	3	7	.300	10	17	.370
Tulane	2	8	.200	8	19	.296

#--For purposes of seeding in the tournament,
Virginia Tech played 10 designated conference games.

SCORING

Name	G	PTS	AVG.
1. Cummings, Cin.	25	642	24.7
2. Brown, Fla. St.	25	526	21.0
3. Dillard, Fla. St.	2	40	20.0
4. Griffith, Lou.	28	526	18.8
5. Solomon, Va. Tech	25	426	17.0

OFFENSIVE SCORING AVERAGE

Team	G	FGM-FGA	PTS	Avg.
Virginia Tech	25	841-413	2095	83.8
Louisville	28	876-544	2296	82.0
Memphis St.	25	821-401	2043	81.7
Florida State	25	765-409	1939	77.6
Tulane	25	726-368	1820	72.8

REBOUNDING

Name	G	No.	AVG.
1. Cummings, Cin.	26	289	11.1
2. Bradley, Mem. St.	18	165	9.2
3. Rufus, Mem. St.	12	110	9.2
4. Robinson, Va. Tech	25	225	9.0
5. Brown, Fla. St.	25	209	8.4

FIELD GOAL PERCENTAGE

Team	G	FGM-FGA	PCT
Florida State	25	765-1486	.515
Virginia Tech	25	841-1643	.512
Louisville	28	876-1720	.509
St. Louis	25	705-1432	.492
Cincinnati	25	728-1615	.481

FREE THROW PERCENTAGE

Name	G	FT-FTA	PCT
1. Anderson, Fla. St.	20	58-69	.841
2. Fromm, Mem. St.	25	50-60	.833
3. Cummings, Cin.	25	105-128	.820
4. Henson, Va. Tech	25	56-69	.812
5. Lee, Cin.	24	56-70	.800

DEFENSIVE SCORING AVERAGE

Team	G	FGM-FGA	PTS	AVG.
Louisville	28	809-345	1963	70.1
St. Louis	25	710-353	1773	70.9
Cincinnati	25	758-286	1802	72.1
Virginia Tech	25	713-426	1852	74.1
Florida State	25	719-415	1853	74.1

FIELD GOAL PERCENTAGE

Name	G	FG-FGA	Pct
1. Evers, Cin.	2	1-1	1.000
2. Brown, Fla. St.	25	198-287	.690
3. Smith, Lou	28	109-162	.673
4. Shaver, St. Louis	24	126-216	.583
5. Anderson, Fla. St.	20	89-154	.578

FREE THROW PERCENTAGE

Team	G	FTM-FTA	PCT
Virginia Tech	25	413-576	.717
Florida State	25	409-588	.696
Memphis St.	25	401-584	.687
Louisville	28	544-797	.683
St. Louis	25	362-531	.682

ASSISTS

Name	G	No.	AVG.
1. Lee, Cin.	24	175	7.0
2. Jackson, Fla. St.	25	240	5.6
3. Reid, Va. Tech	25	208	4.3
4. Jackson, Mem. St.	25	94	3.8
5. Holston, Tulane	25	90	3.6
6. Carr, St. Louis	24	88	3.7
7. McCray, Lou.	28	86	3.1

SERIES RECORDS

TEAM	1st			LAST MEETING		
	W	L	MTG	DATE	SITE	SCORE
Air Force	0	1	1963	12-26-63	N	53- 78
Alabama	6	7	1959	12-20-75	N	72- 76
Alabama-Birmingham	1	0	1978	12-30-78	A	85- 66
Arizona	2	0	1970	12-31-70	H	95- 85
Arkansas State	1	1	1953	2-20-54	H	78- 68
Army	1	2	1958	12-29-76	N	71- 72
Auburn	4	14	1958	12-04-78	A	71- 70
Austin Peay	1	0	1976	12-04-76	H	97- 86
Baptist	2	0	1976	2-05-77	H	139- 72
Baylor	2	0	1964	12-16-72	N	85- 67
Beloit	0	1	1955	3-09-55	N	88-110
Birmingham Southern	0	2	1949	1-21-50	A	45- 55
Biscayne	6	0	1970	1-20-75	A	95- 85
Boston University	1	0	1955	12-20-55	N	86- 52
Bradley	0	1	1956	12-08-56	A	66- 90
Brigham Young	0	1	1972	12-29-72	N	77- 80
California-Irvine	1	0	1971	1-30-71	H	82- 69
California-Santa Barbara	1	0	1965	12-18-65	H	62- 61
California State-Bakersfield	1	0	1974	2-18-74	H	96- 66
Canisius	1	1	1974	1-25-75	A	74- 81
Centenary	2	3	1957	2-08-64	A	72- 79
Central (Mo.)	0	2	1949	12-15-52	H	59- 62
Charleston	2	0	1949	12-09-50	A	74- 54
Chattanooga	2	0	1963	2-01-75	H	111- 70
Cincinnati	4	3	1972	2-17-79	H	76- 71
Citadel	4	4	1958	2-07-68	A	93- 50
Clemson	5	6	1951	11-27-76	A	92-108
Colorado State	1	0	1975	12-30-75	N	84- 54
Connecticut	1	0	1972	1-06-73	H	91- 55
Connecticut St. Teachers	1	0	1950	12-14-50	H	76- 68
Creighton	0	1	1964	12-29-64	N	77- 85
Culver-Stockton	0	1	1951	12-08-51	H	56- 59
Dayton	3	2	1969	12-22-78	A	80- 97
David Lipscomb	1	1	1950	1-05-51	A	73- 88
Denver	1	0	1972	1-03-72	N	88- 70
DePaul	0	1	1964	12-28-64	N	44- 52
Drury	0	1	1949	12-20-49	A	52- 59
Duke	0	1	1954	1-03-54	A	75- 97
Duquesne	1	1	1956	2-04-65	N	62- 58
East Carolina	1	0	1968	2-03-68	H	110-100
East Tennessee State	1	3	1955	1-08-72	H	106- 63
Eastern Kentucky	6	1	1966	12-06-75	A	65- 59
Eckerd	1	0	1978	11-27-78	H	116- 71
Erskine	1	1	1948	2-28-48	H	49- 48
Evansville	0	1	1967	12-30-67	A	67- 76
Fairleigh Dickinson	2	0	1974	1-11-78	H	85- 43
Florida	6	18	1951	12-09-78	N	68- 61
Florida Presbyterian	1	0	1967	12-02-67	A	90- 66

Florida Southern	20	9	1948	12-18-78	H	106- 75
Furman	5	2	1957	2-06-64	H	57- 48
Georgetown	2	0	1969	1-08-72	H	101- 70
George Washington	2	0	1967	1-25-79	A	71- 68
Georgia	18	9	1951	3-05-66	H	87- 69
Georgia-Savannah State	0	2	1948	2-12-48	H	42- 44
Georgia Southern (Ga. Teachers)	13	4	1947	1-05-79	N	93- 83
Georgia State	3	0	1975	2-21-76	H	92- 70
Georgia Tech	14	10	1963	2-10-79	A	72- 75
Hawaii	1	2	1969	12-22-71	A	76- 81
Hofstra	3	0	1968	1-18-75	H	107- 71
Houston	2	3	1962	1-05-74	A	74- 79
Illinois State	2	1	1974	2-12-76	H	109- 81
Indiana	0	1	1975	12-08-75	A	59- 83
Indiana State	0	1	1973	12-27-73	N	92- 93
Jacksonville (Ala.) State	2	0	1953	12-04-54	H	103- 76
Jacksonville	19	13	1959	2-03-79	H	84- 81
Kansas	0	1	1966	12-09-66	A	48- 62
Kansas State	0	1	1966	12-10-66	A	58- 81
Kent State	1	1	1969	2-05-70	A	80- 79
Kentucky	2	4	1948	3-11-78	N	76- 85
Lambuth	0	2	1948	2-28-49	N	49- 65
Lamar Tech	1	0	1965	12-01-65	H	73- 68
Louisiana State	2	2	1957	12-16-67	N	130-100
Louisville	3	8	1968	1-31-79	A	71- 84
Loyola of New Orleans	8	13	1951	3-05-66	A	62- 63
Madison	2	0	1976	1-12-77	H	69- 66
Manhattan	2	0	1963	1-11-71	H	96- 68
Marquette	0	1	1967	12-15-67	H	58- 78
Marshall	1	3	1958	12-07-74	H	90- 63
Memphis State	12	12	1953	3-02-79	A	35- 34
Mercer	12	8	1948	1-31-77	A	66- 65
Miami (Ohio)	0	1	1970	12-19-70	N	64- 67
Miami	23	21	1952	2-27-71	A	94-100
Milikin	0	1	1951	3-15-51	N	60- 91
Millsaps	2	0	1949	1-26-50	N	62- 45
Minnesota	1	1	1972	12-31-77	A	74- 88
Mississippi	1	1	1951	2-14-51	A	75- 79
Mississippi College	5	1	1948	2-15-51	A	77- 54
Mississippi State	3	3	1951	12-21-56	N	71- 79
Missouri	1	1	1976	12-23-77	N	97- 64
Missouri Western	1	0	1976	11-30-76	H	109- 80
Montana State	1	0	1955	3-07-55	N	93- 84
Morehead State	1	1	1957	1-30-60	H	78- 75
Morningside	1	0	1955	12-16-55	H	104- 83
Murray State	1	1	1957	2-09-59	A	71- 96
Navy	1	0	1977	12-17-77	N	82- 55
New Hampshire	1	0	1968	12-31-68	H	104- 52
New Mexico	1	1	1974	1-27-75	A	78- 84
New York University	1	0	1955	12-30-55	N	85- 83
North Carolina	1	8	1965	2-16-74	N	84-104
North Carolina State	0	2	1955	1-10-57	A	59- 64
North Carolina-Charlotte	0	2	1977	2-13-78	A	79- 88

Northwestern	1	0	1972	12-23-72	N	91- 73
Oglethorpe	2	1	1949	12-01-71	H	112- 69
Ohio State	0	3	1961	12-28-68	H	86- 93
Ohio University	1	1	1958	12-21-74	H	67- 60
Oklahoma City	4	2	1958	12-30-72	A	94- 80
Oklahoma State	0	1	1964	12-18-64	N	56- 60
Old Dominion	0	1	1979	1-06-79	A	76- 80
Oral Roberts	2	0	1977	2-27-78	A	80- 76
Oregon	1	0	1969	12-04-69	H	100- 84
Oregon State	3	0	1969	12-29-75	N	75- 78*
Palm Beach Atlantic	1	0	1975	12-13-75	H	109- 52
Panama Nationals	1	0	1966	1-28-66	H	96- 73
Pan American	2	0	1970	1-31-72	H	109- 83
Parris Island Marines	0	2	1951	1-26-52	H	62- 64
Penn State	1	1	1972	12-23-78	N	57- 64
Pepperdine	3	0	1951	1-02-71	H	101- 82
Phillips 66 Oilers	0	2	1955	2-16-63	H	73- 82
Pittsburgh	0	1	1973	12-08-73	A	60- 82
Princeton	0	1	1972	12-15-72	N	59- 61
Purdue	1	0	1974	12-26-75	N	69- 66
Rice	3	2	1961	1-20-69	A	80- 83
Richmond	1	3	1962	12-20-67	A	114- 91
Rollins	20	2	1951	11-28-77	H	83- 59
Rutgers	1	0	1967	12-22-67	H	87- 77
St. Leo	1	0	1977	12-05-77	H	90- 49
St. Louis	5	0	1972	2-02-79	H	84- 79
Samford (Howard)	9	0	1950	1-25-73	A	47- 34
San Francisco	0	1	1976	12-18-76	A	87- 93
Santa Clara	1	1	1955	12-17-76	N	94- 80
Seton Hall	2	0	1972	12-10-77	N	94- 63
Sewanee	3	3	1949	12-17-52	A	58- 69
South Alabama	6	2	1972	2-06-79	A	61- 78
South Carolina	2	1	1960	1-28-69	H	87- 76
South Dakota	1	0	1970	12-05-70	H	125- 65
South Dakota State	1	0	1951	3-31-51	N	85- 70
South Florida	9	2	1973	12-09-77	A	76- 67
Southern California	1	2	1968	12-18-70	N	85- 94
Southern Illinois	1	1	1973	1-21-74	A	73- 77
Southern Mississippi	3	3	1951	12-07-70	N	117- 84
Southwestern (Memphis)	0	1	1948	12-30-48	A	47- 54
Southwestern Louisiana	2	0	1976	3-04-76	A	68- 65
SW Missouri State	0	1	1949	12-21-49	A	52- 79
Spring Hill	3	3	1947	1-18-55	A	81- 72
Stetson	27	11	1947	2-12-77	A	87- 80
Steubenville	0	1	1956	12-03-56	A	64- 79
Tampa	28	8	1959	2-27-67	A	87- 84
Tennessee	1	4	1957	12-22-64	N	43- 65
Tennessee Tech	1	0	1957	12-02-57	H	74- 71
Texas	2	0	1969	12-01-70	A	80- 78
Texas A & M	2	1	1956	12-16-77	N	100- 77
Texas Christian	0	1	1963	12-12-63	A	60- 66
Toledo	1	0	1976	11-26-77	N	70- 66
Troy State	8	1	1947	12-01-77	H	110- 82
Tulane	11	3	1967	3-01-79	N	101- 92

Tulsa	2	0	1963	12-26-64	A	74- 72
UCLA	0	1	1972	2-25-72	A	76- 81
Union (Tenn.)	0	1	1948	12-29-48	A	52- 56
Valdosta State	14	0	1961	2-24-76	H	106- 61
Vanderbilt	0	1	1960	12-05-60	A	55- 75
Vermont	1	0	1976	12-30-76	A	76- 67
Virginia Military	2	1	1964	12-20-65	N	65- 64
Virginia Tech	2	3	1968	3-03-79	N	60- 68
Washington	1	1	1971	12-26-75	N	54- 69
Washington State	1	0	1971	12-30-71	N	85- 61
Wake Forest	1	1	1958	12-22-73	N	66- 48
West Virginia	0	3	1955	1-30-58	A	51-103
Western Kentucky	4	0	1973	11-30-78	H	70- 59
Wisconsin	0	1	1961	12-04-61	A	63- 64
Wisconsin-Milwaukee	3	0	1971	1-07-75	H	104- 82
Wofford	0	2	1948	2-06-48	A	38- 77
Xavier (Ohio)	0	1	1958	2-04-58	A	60- 76

488 326

*Forfeited

SCORES AGAINST 1979-80 OPPONENTS

Florida A & M		1974-75 (H)	63	55
First Meeting		1974-75 (A)	71	76
Jacksonville (19-13)		1975-76 (A)	77	57
1959-60 (A)		1975-76 (H)	74	65
1964-65 (H)		1976-77 (A)	70	77
1964-65 (H)		1976-77 (A)	76	71
1965-66 (A)		1978-79 (A)	68	71
1965-66 (A)		1978-79 (H)	84	81
1966-67 (H)		South Florida (9-2)		
1966-67 (A)		1972-73 (H)	95	53
1967-68 (H)		1973-74 (A)	93	95
1967-68 (A)		1973-74 (H)	118	84
1968-69 (A)		1974-75 (A)	71	77
1968-69 (A)		1974-75 (H)	77	64
1968-69 (H)		1975-76 (N)	78	71
1969-70 (H)		1975-76 (A)	76	72
1969-70 (A)		1975-76 (H)	88	62
1970-71 (A)		1976-77 (A)	97	74
1970-71 (A)		1976-77 (H)	103	72
1971-72 (A)		1978-79 (A)	76	67
1971-72 (H)		Florida (6-18)		
1971-72 (A)		1951-52 (N)	51	61
1972-73 (A)		1954-55 (N)	79	82
1972-73 (H)		1956-57 (A)	65	67
1973-74 (H)				
1973-74 (A)				

1957-58 (A)	70	71
1958-59 (H)	82	60
1959-60 (A)	71	81
1960-61 (H)	67	74
1960-61 (A)	74	75
1961-62 (A)	85	71
1961-62 (H)	79	56
1962-63 (H)	59	80
1962-63 (A)	86	94
1963-64 (A)	55	78
1963-64 (H)	50	52
1964-65 (H)	51	50
1964-65 (A)	65	77
1965-66 (A)	62	75
1965-66 (H)	65	74
1966-67 (A)	30	50
1966-67 (H)	75	90
1967-68 (H)	87	95
1967-68 (A)	64	89
1969-70 (N)	88	63
1978-79 (N)	68	61

Minnesota (1-1)

1971-72 (N)	70	56
1977-78 (A)	74	88

Western Kentucky (4-0)

1973-74 (N)	107	87
1975-76 (H)	88	80
1976-77 (A)	93	73
1978-79 (H)	70	59

Tulane (11-3)

1966-67 (A)	85	87
1966-67 (H)	100	90
1968-69 (A)	97	94
1968-69 (H)	99	90
1969-70 (A)	82	77
1969-70 (H)	112	77
1970-71 (A)	69	88
1971-72 (H)	94	84
1977-78 (N)	71	56
1977-78 (A)	87	85
1977-78 (H)	103	85
1978-79 (A)	60	74
1978-79 (H)	89	84
1978-79 (N)	101	92

St. Louis (5-0)

1971-72 (N)	63	62
1977-78 (H)	88	75
1977-78 (A)	72	68

1978-79 (A)	61	59
1978-79 (H)	84	79

Memphis State (9-12)

1952-53 (A)	73	87
1957-58 (A)	56	59
1957-58 (H)	51	68
1958-59 (H)	72	75
1958-59 (A)	69	93
1959-60 (A)	71	88
1959-60 (H)	67	83
1963-64 (H)	91	90
1963-64 (A)	72	84
1964-65 (H)	74	61
1964-65 (A)	81	70
1965-66 (H)	67	63
1965-66 (A)	66	81
1966-67 (A)	42	46
1966-67 (H)	55	51
1973-74 (H)	88	80
1974-75 (A)	69	70
1975-76 (H)	100	71
1976-77 (A)	75	81
1977-78 (A)	95	89
1977-78 (H)	85	82
1978-79 (A)	93	86
1978-79 (H)	90	87
1978-79 (A)	35	34

South Carolina-Aiken

First Meeting

Marquette (0-1)

1967-68 (A)	58	78
-------------------	----	----

Virginia Tech (2-3)

1968-69 (A)	74	77
1969-70 (H)	83	73
1972-73 (A)	82	91
1973-74 (N)	85	80
1978-79 (N)	60	68

Louisville (3-8)

1968-69 (A)	78	79
1969-70 (H)	79	69
1973-74 (A)	78	90
1974-75 (H)	75	84
1974-75 (A)	61	79
1976-77 (A)	75	78
1977-78 (A)	70	66
1977-78 (H)	81	70
1977-78 (N)	93	94

1978-79 (H)	65	67
1978-79 (A)	71	84

Cincinnati (4-3)

1971-72 (A)	64	66
1972-73 (H)	78	74
1972-73 (A)	62	89
1977-78 (A)	75	77
1977-78 (H)	76	66
1978-79 (A)	80	77
1978-79 (H)	76	71

Auburn (4-14)

1958-59 (A)	74	95
1958-59 (H)	62	69
1959-60 (A)	58	62
1959-60 (H)	63	76
1959-60 (H)	63	76
1960-61 (A)	57	74
1960-61 (H)	67	74
1961-62 (A)	56	52
1961-62 (H)	57	62
1962-63 (A)	47	65
1962-63 (H)	70	77
1963-64 (H)	69	67
1963-64 (A)	59	63
1964-65 (A)	68	92
1964-65 (H)	58	55
1965-66 (A)	58	59
1965-66 (A)	58	59
1966-67 (A)	59	57
1978-79 (A)	71	70

Florida Southern (20-9)

1947-48 (A)	41	47
1947-48 (H)	55	48
1948-49 (H)	46	38
1948-49 (H)	63	45
1949-50 (A)	65	71
1949-50 (A)	48	59
1949-50 (N)	56	68
1950-51 (A)	86	55
1950-51 (H)	44	41
1951-52 (A)	51	54
1951-52 (H)	72	53
1952-53 (A)	71	69
1952-53 (H)	79	77
1953-54 (A)	98	80
1953-54 (H)	99	71
1954-55 (A)	73	69
1954-55 (H)	84	63
1955-56 (H)	92	73
1955-56 (A)	85	81
1956-57 (A)	63	78
1956-57 (H)	67	73
1965-66 (H)	99	54
1966-67 (A)	84	76
1967-68 (H)	104	82
1968-69 (A)	84	70
1969-70 (H)	98	74
1970-71 (A)	74	66
1971-72 (H)	84	63
1978-79 (H)	106	75

Cleveland State

First Meeting

Alabama-Birmingham (1-0)

1978-19 (A)	85	66
-------------------	----	----

INDIVIDUAL SINGLE GAME RECORDS

POINTS

- 46, Ron King vs. Georgia Southern, 1970-71
- 43, Hugh Durham vs. Stetson, 1956-57
- 43, Dave Fedor vs. Miami, 1959-60
- 42, Murray Brown vs. Auburn, 1978-79
- 42, Jim Oler vs. Morningside, 1955-56
- 38, Ham Wernke vs. Tampa, 1952-53
- 38, Dave Fedor vs. Tampa, 1961-62
- 38, David Thompson vs. South Alabama, 1976-77
- 37, Dave Fedor vs. Rollins, 1959-60

- 36, Hugh Durham vs. Georgia, 1958-59
- 35, Larry Warren vs. South Alabama, 1973-74
- 35, Larry Warren vs. South Florida, 1973-74
- 35, Ham Wernke vs. Montana State, 1954-55
- 35, Vernell Ellzy vs. Biscayne, 1970-71
- 35, Reggie Royals vs. UC-Irvine, 1970-71
- 35, Benny Clyde vs. Oklahoma City, 1972-73

FIELD GOALS MADE

- 21, Ron King vs. Georgia Southern, 1970-71
- 17, Ron King vs. Pan Am, 1970-71
- 17, Ron King vs. Miami, 1970-71
- 17, David Thompson vs. South Alabama, 1976-77
- 16, Larry Warren vs. Marshall, 1974-75
- 16, Dave Fedor vs. Miami, 1959-60
- 16, Murray Brown vs. Auburn, 1978-79
- 15, Dave Fedor vs. Rollins, 1959-60
- 15, Ray Swain vs. Tampa, 1961-62
- 15, Reggie Royals vs. UC-Irvine, 1970-71

FIELD GOALS ATTEMPTED

- 37, Ham Wernke vs. Tampa, 1952-53
- 32, Rick Benson vs. Beloit, 1954-55
- 32, Ron King vs. Georgia Southern, 1970-71
- 31, Ian Morrison vs. Tampa, 1966-67
- 30, Burt Deckel vs. Furman, 1957-58
- 30, Don Bates vs. Stetson, 1958-59
- 29, Don Bates vs. Auburn, 1958-59
- 29, Ron King vs. Miami, 1970-71
- 28, Rick Benson vs. Georgia Teachers, 1954-55
- 28, Hugh Durham vs. Auburn, 1958-59
- 28, David Thompson vs. Jacksonville, 1976-77
- 28, David Thompson vs. UNC-Charlotte, 1976-77

FREE THROWS MADE

- 22, Jim Oler vs. Robbins, 1954-55
- 22, Jim Oler vs. Morningside, 1955-56
- 16, Jim Oler vs. Montana State, 1954-55**
- 15, Hugh Durham vs. Georgia, 1957-58**
- 15, Hugh Durham vs. Stetson, 1956-57
- 14, Hugh Durham vs. Murray State, 1957-58
- 14, Hugh Durham vs. Kentucky, 1958-59
- 13, Jim Oler vs. Spring Hill, 1954-55

FREE THROWS ATTEMPTED

- 30, Jim Oler vs. Morningside, 1955-56
- 29, Jim Oler vs. Rollins, 1954-55
- 20, Hugh Durham vs. Georgia, 1957-58
- 19, Gary Schull vs. Memphis State, 1965-66
- 19, Harry Davis vs. Memphis State, 1977-78
- 19, Murray Brown vs. Tulane, 1978-79
- 18, Jim Oler vs. Stetson, 1954-55

- 17, Jim Oler vs. Montana State, 1954-55
 17, Jim Oler vs. Miami, 1954-55

REBOUNDS

- 32, Rick Benson vs. Florida Southern, 1954-55
 31, Dave Cowens vs. LSU, 1967-68
 30, Dave Cowens vs. Citadel, 1967-68
 28, Dave Fedor vs. Rollins, 1959-60
 27, Gary Schull vs. Jacksonville, 1965-66
 27, Dave Cowens vs. Stetson, 1968-69
 26, Dave Cowens vs. Hawaii, 1968-69
 26, Don Boltz vs. Stetson, 1958-59
 25, Dave Cowens vs. Clemson, 1969-70
 23, Lawrence McCray vs. Connecticut, 1972-73
 23, Dave Cowens vs. Florida Southern, 1967-68
 23, Don Boltz vs. Miami, 1958-59

ASSISTS

- 16, Otto Petty vs. South Alabama, 1971-72
 15, Otto Petty vs. Pan Am, 1970-71
 15, Otto Petty vs. Samford, 1971-72
 15, Carlton Byrd vs. Stetson, 1976-77
 14, Wayne Smalls vs. Cal. State-Bakerfield, 1974-75
 14, Otto Petty vs. Northwestern, 1972-73
 14, Otto Petty vs. Biscayne, 1970-71
 13, Otto Petty vs. Seton Hall, 1972-73
 13, Otto Petty vs. Stetson, 1972-73
 13, Carlton Byrd vs. South Florida, 1973-74
 12, Otto Petty vs. Arizona, 1970-71
 12, Tony Jackson, vs. Navy, 1977-78

INDIVIDUAL SEASON RECORDS

TOP FIELD GOAL SHOOTERS

NAME	YEAR	FG-FGA	PCT.
Murray Brown	1978-79	237-343	.691
Harry Davis	1975-76	143-224	.638
William Williams	1969-70	185-291	.636
Jan Gies	1968-69	80-129	.620
Kris Anderson	1976-77	65-105	.619
Kris Anderson	1978-79	105-179	.587
Greg Grady	1974-75	154-265	.581
Lawrence McCray	1972-73	170-293	.580
Harry Davis	1977-78	217-376	.577
Ray Swain	1961-62	157-274	.573
Harry Davis	1976-77	176-310	.567
Harry Davis	1974-75	104-185	.562
Jan Gies	1967-68	128-231	.554
Dale Ricketts	1961-62	63-112	.553
Lawrence McCray	1971-72	166-300	.553

TOP FREE THROW SHOOTERS

NAME	YEAR	FT-FTA	PCT.
Ken Macklin	1969-70	51-57	.895
Jerry Shirley	1963-64	59-68	.868
Ron Harris	1969-70	46-54	.852
Ron Malmen	1964-65	58-69	.841
Randy Cable	1967-68	42-50	.840
Wayne Smalls	1976-77	26-31	.838
Jeff Hogan	1967-68	91-110	.827
Carlton Byrd	1976-77	96-116	.827
Jim Oler	1955-56	311-350	.818
Kris Anderson	1977-78	49-60	.816
Kris Anderson	1978-79	66-81	.815
Jerry Shirley	1964-65	57-70	.814
Eugene Harris	1973-74	43-59	.813
Pete Gonzalez	1963-64	59-73	.808

TOP REBOUNDERS

NAME	YEAR	REBOUNDS	AVG.
Dave Cowens	1967-68	456	17.5
Rick Benson	1954-55	451	17.3
Dave Cowens	1969-70	447	17.2
Dave Cowens	1968-69	437	17.0
Dave Fedor	1959-60	400	16.0
Reggie Royals	1970-71	390	15.0
Reggie Royals	1971-72	351	11.0
Dave Fedor	1960-61	336	14.0
Gary Schull	1965-66	317	12.7
Don Boltz	1957-58	303	12.1

ASSISTS

NAME	YEAR	ASSISTS
Otto Petty	1970-71	227
Otto Petty	1972-73	202
Otto Petty	1971-72	173
Tony Jackson	1977-78	166
Carlton Byrd	1976-77	159
Tony Jackson	1978-79	158
Skip Young	1968-69	155
Skip Young	1969-70	127
Greg Samuel	1971-72	120
Wayne Smalls	1974-75	110
Otis Cole	1973-74	96
Carlton Byrd	1975-76	91
Carlton Byrd	1973-74	91

SCORING AVERAGE

NAME	YEAR	AVG.
Jim Oler	1955-56	29.7
Ron King	1970-71	22.7
Hugh Durham	1958-59	21.9
Murray Brown	1978-79	21.7

Ham Wernke	1952-53	21.3
Jim Oler	1954-55	21.1
Dave Fedor	1959-60	21.1
Dave Fedor	1961-62	20.4
Dave Cowens	1967-68	20.3
Ham Wernke	1954-55	19.7
Hugh Durham	1956-57	19.6

INDIVIDUAL CAREER RECORDS

FIELD GOALS MADE

NAME	YEARS	GOALS
Harry Davis	1974-78	640
Dave Fedor	1959-62	585
Dave Cowens	1967-70	582
Reggie Royals	1970-73	580
David Thompson	1975-78	571
Ron King	1970-73	542
Jim Oler	1952-56	529
Ham Wernke	1951-55	508
Lawrence McCray	1971-74	492
Larry Warren	1973-76	473
Hugh Durham	1956-59	470
Jeff Hogan	1966-69	466

FIELD GOALS ATTEMPTED

NAME	YEARS	ATTEMPTS
Ham Wernke	1951-55	1308
Jim Oler	1952-56	1303
Hugh Durham	1956-59	1230
David Thompson	1975-78	1213
Reggie Royals	1970-73	1181
Dave Fedor	1959-62	1174
Ron King	1970-73	1170
Dave Cowens	1967-70	1122
Rick Benson	1951-55	1104
Harry Davis	1974-78	1095
Larry Warren	1973-76	1069
Dave Artmeier	1952-56	1050

FIELD GOAL PERCENTAGES

NAME	YEARS	FGM-FGA	PCT.
Murray Brown	1976-79	336-491	.684
Harry Davis	1974-78	640-1095	.585
Kris Anderson	1976-79	263-451	.583
Jan Gies	1967-70	245-428	.572
Greg Grady	1972-75	300-532	.564
Willie Williams	1968-70	268-482	.556
Lawrence McCray	1971-74	492-896	.549
Dave Cowens	1967-70	581-1122	.519
Ray Swain	1959-62	403-793	.508

Vernell Ellzy	1969-71	240-477	.503
Dave Fedor	1959-62	585-1174	.498
Eugene Harris	1973-78	395-795	.497

FREE THROW PERCENTAGES

NAME	YEARS	FTM-FTA	PCT.
Jerry Shirley	1962-65	161-198	.813
Jim Oler	1952-56	762-975	.782
Dave Fedor	1959-62	283-363	.780
Hugh Durham	1956-59	441-569	.777
Larry Warren	1973-76	162-212	.762
Randy Cable	1967-70	106-139	.763
Jim Liteky	1957-59	135-181	.751
Wayne Smalls	1973-77	101-135	.748
Jeff Hogan	1966-69	232-305	.748
Carlton Byrd	1973-77	186-249	.747
Mickey Dillard	1976-79	146-196	.745
Janm Gies	1967-70	153-206	.743

SCORING AVERAGES

NAME	YEARS	GAMES/POINTS	AVERAGE
Dave Fedor	1959-62	72-1453	20.2
Jim Oler	1952-56	91-1820	20.0
Ron King	1970-73	64-1252	19.6
Ham Wernke	1951-55	73-1409	19.3
Dave Cowens	1967-70	78-1479	19.0
Hugh Durham	1956-59	73-1381	18.9
Reggie Royals	1970-73	84-1402	16.7
Larry Warren	1972-75	51-840	16.5
David Thompson	1975-78	83-1289	15.5
Gary Schull	1963-66	76-1122	14.8
Jeff Hogan	1966-69	79-1164	14.7
Larry Warren	1973-76	78-1108	14.2

GAMES PLAYED

NAME	YEARS	GAMES
Harry Davis	1974-78	108
Eugene Harris	1973-78	107
Carlton Byrd	1973-77	105
Wayne Smalls	1973-77	104
Greg Grady	1972-76	100
Jim Oler	1952-56	91
Hank Mann	1975-79	86
Otis Cole	1971-74	84
Lawrence McCray	1971-74	84
Reggie Royals	1970-73	84
Ron Harris	1969-72	84
David Thompson	1975-78	83
Zach Perkins	1972-76	82
Otto Petty	1970-73	82
Kris Anderson	1976-79	80

Jeff Hogan	1966-69	79
Larry Warren	1973-76	78
Dave Cowens	1967-70	78
Jan Gies	1967-70	78

1,000 Point Club

The following Florida State players have scored at least 1,000 points in their varsity careers.

Name	Years	Games	FG	FT	Pts.	Avg.
Jim Oler	1952-56	91	529	762	1820	20.0
Harry Davis	1974-78	108	640	234	1514	14.0
Dave Cowens	1966-70	78	582	315	1479	19.0
Dave Fedor	1959-62	72	585	283	1453	20.2
Ham Wernke	1951-55	73	508	393	1409	19.3
Reggie Royals	1970-73	84	580	242	1402	16.7
Hugh Durham	1956-59	73	470	441	1281	18.9
Ron King	1970-73	64	542	168	1352	19.6
David Thompson	1975-78	83	571	147	1289	15.5
Jeff Hogan	1966-69	79	466	232	1164	14.8
Gary Schull	1963-66	76	403	316	1122	14.3
Lawrence McCray	1972-74	84	492	127	1111	13.2
Larry Warren	1973-76	78	473	162	1108	14.2
Wayne Smalls	1973-77	104	457	101	1015	9.8
Ray Swain	1959-62	72	403	194	1000	13.9

500 POINT CLUB

The following Florida State players have scored at least 500 points during one season

NAME	YEAR	POINTS
Jim Oler	1955-56	743
Murray Brown	1978-79	629
Ron King	1970-71	589
Ron King	1971-72	573
Jim Oler	1954-55	549
Harry Davis	1977-78	546
Dave Fedor	1959-60	527
Ham Wernke	1954-55	512
Hugh Durham	1956-57	509
Dave Cowens	1967-68	508
Dave Cowens	1968-69	508
Hugh Durham	1958-59	504
David Thompson	1976-77	500

500 BOARD CLUB

The following Florida State players have at least 500 career rebounds. Records are incomplete prior to 1957.

NAME	YEARS	REBOUNDS
Dave Cowens	1967-70	1,340
Reggie Royals	1970-73	1,006
Dave Fedor	1959-62	969
Greg Grady	1972-76	793
Gary Schull	1963-66	769
Lawrence McCray	1971-74	759
Harry Davis	1974-78	734
David Thompson	1975-78	619
Don Boltz	1957-59	567
Willie Williams	1968-70	534
Ray Swain	1959-62	534
Rowland Garrett	1969-72	525
Jerry Shirley	1962-65	522
Kris Anderson	1976-78	508

TEAM SEASON RECORDS

Field Goals Attempted

2372--1971-72 (32 games)
 2164--1954-55 (26 games)
 2082--1970-71 (26 games)
 2055--1973-74 (26 games)
 1965--1968-69 (26 games)
 1960--1967-68 (27 games)
 1957--1977-78 (29 games)
 1950--1969-70 (26 games)

Field Goals Made

1110--1971-72 (32 games)
 990--1970-71 (26 games)
 986--1977-78 (29 games)
 971--1973-74 (26 games)
 956--1975-76 (27 games)
 956--1967-68 (27 games)
 945--1976-77 (27 games)
 939--1969-70 (26 games)
 938--1972-73 (26 games)
 932--1974-75 (26 games)
 925--1968-69 (26 games)

Free Throws Attempted

982--1954-55 (26 games)
 800--1971-72 (32 games)
 799--1956-57 (26 games)

722--1967-68 (27 games)

722--1967-68 (27 games)
 720--1965-66 (25 games)
 713--1959-60 (25 games)

Free Throws Made

707--1954-55 (26 games)
 561--1971-72 (32 games)
 543--1956-57 (26 games)
 526--1967-68 (27 games)
 507--1969-70 (26 games)

Rebounds

1608--1971-72 (32 games)
 1451--1969-70 (26 games)
 1422--1954-55 (26 games)
 1388--1967-68 (27 games)
 1388--1970-71 (26 games)

Rebounds Per Game

55.4--1969-70 (26 games)
 54.6--1954-55 (26 games)
 53.4--1970-71 (26 games)
 52.2--1959-60 (25 games)
 52.0--1958-59 (23 games)

Fewest Points Allowed

1427--1949-50 (25 games)
 1567--1961-62 (23 games)
 1595--1951-52 (23 games)
 1678--1952-53 (22 games)
 1680--1962-63 (25 games)

Fewest Points Per Game Allowed

57.1--1949-50 (25 games)
 63.6--1950-51 (27 games)
 67.2--1962-63 (25 games)
 67.8--1964-65 (26 games)
 68.1--1961-62 (23 games)

Most Points Scored

2781--1971-72 (32 games)
 2438--1967-68 (27 games)
 2416--1977-78 (29 games)
 2385--1969-70 (26 games)
 2380--1970-71 (26 games)
 2295--1954-55 (26 games)

Most Points Per Game

91.7--1969-70 (26 games)
 91.5--1970-71 (26 games)
 90.3--1967-68 (27 games)
 88.3--1954-55 (26 games)
 88.0--1973-74 (26 games)
 86.9--1968-69 (27 games)
 86.9--1971-72 (32 games)

Highest Point Margin

16.5--1969-70 (26 games)
 15.5--1971-72 (32 games)
 15.0--1975-76 (27 games)
 11.9--1967-68 (27 games)
 11.4--1974-75 (26 games)
 11.3--1970-71 (26 games)
 11.3--1977-78 (29 games)
 10.1--1972-73 (26 games)

Highest Field Goal Percentage

.512--1961-62 (23 games)
 .510--1978-79 (29 games)
 .503--1977-78 (29 games)
 .502--1974-75 (26 games)
 .500--1976-77 (27 games)
 .498--1972-73 (26 games)
 .491--1975-76 (27 games)
 .490--1967-68 (27 games)
 .481--1969-70 (26 games)
 .476--1970-71 (26 games)

Highest Free Throw Percentage

.729--1967-68 (27 games)
 .727--1963-64 (28 games)
 .719--1957-58 (25 games)
 .718--1969-70 (26 games)
 .716--1964-65 (26 games)

TEAM SINGLE GAME RECORDS

MOST POINTS - HOME

139, Baptist 72, 1976-77
 134, Valdosta 65, 1971-72
 125, South Dakota 65, 1970-71
 122, Samford 79, 1970-71
 122, Clemson 80, 1969-70
 122, Miami 93, 1967-68

MOST POINTS - AWAY

123, Tampa 92, 1961-62
 121, Pepperdine 83, 1969-70
 116, Tampa 95, 1960-61
 112, Miami 96, 1969-70
 111, Miami 84, 1968-69

MOST POINTS - NEUTRAL

130, LSU 100, 1967-68
 117, Southern Mississippi 84,
 1970-71
 108, Furman 96, 1956-57
 107, W. Kentucky 87, 1973-74
 101, Tulane 92, 1978-79
 99, Texas A&M 79, 1973-74
 97, Georgia 87, 1954-55

MOST POINTS - BOTH TEAMS

230 - FS 130, FSU 100, 1968-69
 222 - FS 108, Jacksonville 114,
 1970-71

220 - FS 114, Miami 106, 1970-71
215 - FS 122, Miami 93, 1967-68
215 - FS 123, Tampa 92, 1961-62
211 - FS 116, Tampa 95, 1960-61
211 - FS 139, Baptist 72, 1976-77
210 - FS 110, E. Carolina 100, 1967-68

WINNING MARGIN

69 - FS 134, Valdosta 65, 1971-72
67 - FS 139, Baptist 72, 1976-77
64 - FS 121, Tampa 57, 1965-66
60 - FS 125, South Dakota 65, 1970-71
58 - FS 108, Georgia Tech 50, 1971-72
57 - FS 110, Rollins 53, 1961-62
57 - FS 109, PB Atlantic 52, 1975-76

FEWEST POINTS ALLOWED

21 vs. Mississippi College, 1948-49
24 vs. Mississippi College, 1949-50
27 vs. Troy State, 1949-50
34 vs. Samford, 1972-73
34 vs. Memphis State, 1978-79
36 vs. Spring Hill, 1947-48
36 vs. Stetson, 1948-49
36 vs. Stetson, 1948-49
37 vs. Troy State, 1947-48
37 vs. Charleston, 1949-50

FIELD GOALS ATTEMPTED

115 vs. LSU, 1965-66
111 vs. Valdosta, 1968-69
110 vs. Valdosta, 1971-72
109 vs. Valdosta, 1970-71

FIELD GOALS MADE

56 vs. Baptist, 1976-77
55 vs. Valdosta, 1971-72
54 vs. South Dakota, 1970-71
54 vs. Samford, 1970-71
53 vs. Valdosta, 1968-69
52 vs. Tampa, 1961-62
52 vs. LSU, 1965-66

FREE THROWS ATTEMPTED

53 vs. Stetson, 1957-58
48 vs. Georgia, 1957-58
46 vs. Memphis State, 1965-66
46 vs. Missouri Western, 1976-77
43 vs. Georgia, 1959-60
43 vs. North Carolina, 1971-72
42 vs. Mississippi Southern, 1959-60
42 vs. Tampa, 1959-600

FREE THROWS MADE

38 vs. Stetson, 1956-57
36 vs. Georgia, 1957-58
33 vs. Memphis State, 1964-65
33 vs. Hofstra, 1967-68
32 vs. Georgia Tech, 1971-72
32 vs. Miami, 1953-54

REBOUNDS

86 vs. LSU, 1967-68
82 vs. Valdosta, 1970-71
79 vs. Valdosta, 1968-69D
76 vs. George town, 1969-70
76 vs. Wisconsin-Milwaukee, 1970-71
75 vs. Clemson, 1969-70
75 vs. Miami, 1969-70
75 vs. South Dakota, 1970-71
75 vs. Valdosta, 1971-72

MOST FOULS

35 vs. Florida, 1964-65
34 vs. Memphis State, 1959-60
32 vs. Alabama, 1964-65
32 vs. Florida, 1967-68
32 vs. Missouri, 1976-77
31 vs. Miami, 1958-59

FEWEST FOULS

7 vs. Connecticut, 1972-73
9 vs. Stetson, 1971-72
10 vs. Auburn, 1961-62
10 vs. Georgia, 1964-65
10 vs. Florida, 1964-65
10 vs. Dayton, 1968-69
10 vs. UC-Irvine, 1970-71
10 vs. Samford, 1972-73

MISCELLANEOUS TEAM RECORDS

SINGLE GAME

Largest Winning Margin at Home -- 67 vs. Baptist (139-72), 1976-77

Largest Winning Margin on the Road -- 41 vs. Jacksonville (106-65), 1967-68
 Largest Winning Margin at a Neutral Site -- 36 vs. Stetson (90-54), 1971-72
 Most Points Scored in First Half -- 70 vs. Pepperdine (121-83), 1969-70
 Most Points Scored in Second Half -- 78 vs. LSU (130-100), 1967-68
 Fewest Points Allowed at Home -- 21 vs. Mississippi College (53-21), 1948-49
 Fewest Points Allowed on the Road -- 34 vs. Samford (47-34), 1972-73
 Fewest Points Allowed at a Neutral Site -- 46 vs. Mercer (52-46), 1948-49
 Most Points Allowed at Home -- 106 vs. Miami (114-106), 1970-71
 Most Points Allowed on the Road -- 115 vs. North Carolina (115-80), 1965-66
 Most Points Allowed at a Neutral Site -- 110 vs. Beloit (110-88), 1954-55
 Worst Defeat at Home -- 21 vs. Florida (80-59), 1962-63
 Worst Defeat on the Road -- 52 vs. West Virginia (103-51), 1957-58
 Worst Defeat at a Neutral Site -- 31 vs. Millikin (91-60) 1950-51
 Fewest Points Scored at Home -- 35 vs. Sewanee (43-35), 1948-49
 Fewest Points Scored on the Road -- 30 vs. Florida (50-30), 1966-67
 Fewest Points Scored at a Neutral Site -- 43 vs. Tennessee (65-43), 1964-65
 Highest Field Goal Percentage -- .724 vs. Georgia Southern (42 of 58), 1974-75
 Highest Field Goal Percentage in a Half -- .792 vs. Georgia Southern (19 of 24), 1974-75

SEASON

Most Games Played -- 33, 1971-72
 Fewest Games Played -- 18, 1957-58
 Most Victories -- 27, 1971-72
 Longest Winning Streak -- 11, 1969-70
 Fewest Defeats -- 3, 1969-70
 Highest Winning Percentage -- .885 (23-3), 1969-70
 Most 100 Point Games -- 9, 1967-68 and 1970-71
 Fewest Victories -- 5, 1947-48 and 1951-52
 Lowest Winning Percentage -- .200 (5-20), 1951-52
 Longest Losing Streak -- 13, 1947-48
 Fewest Points -- 850 (18 games), 1947-48
 Fewest Points Per Game -- 47.2 (18 games), 1947-48
 Most Points Allowed -- 2,286 (33 games), 1971-72
 Most Points Allowed Per Game -- 81.9 (23 games), 1959-60
 Highest Field Goal Percentage -- .512 (709 of 1,386), 1961-62 national leader
 Highest Free Throw Percentage -- .729 (526 of 722), 1967-68
 Lowest Field Goal Percentage -- .203, 1951-52
 Lowest Free Throw Percentage -- .586 (406 of 693), 1950-51
 Fewest Personal Fouls -- 383 (23 games), 1961-62
 Most Personal Fouls -- 637 (29 games), 1978-79

TOURNAMENT HISTORY

ALL TOURNAMENTS

APP.	GAMES	WON	LOST	PCT.	CHAMPIONSHIPS	SECOND	THIRD
59	126	68	58	.540	12	19	12

IN-SEASON TOURNAMENTS

43	93	49	44	.527	9	13	11
----	----	----	----	------	---	----	----

POST SEASON TOURNAMENTS

16 33 19 14 .576 3 6 1

Tournament Championships

NAIB District 25 -- 1950-51	Far West Classic -- 1971-72
NAIB District 25 -- 1954-55	Senior Bowl -- 1971-72
Savannah Invitational -- 1962-63	NCAA Mideast -- 1971-72
Civitan Classic -- 1968-69	Big Sun -- 1973-74
Gator Bowl -- 1969-70	Big Sun -- 1977-78
Civitan Classic -- 1971-72	Birmingham Classic -- 1977-78

TOURNAMENT APPEARANCES

1948-49	Dixie Conference (1-2, Fourth)
1949-50	Dixie Conference (1-1, Third)
1950-51	Dixie Conference (1-1, Second)
1950-51	NAIB District 25 (2-0, Champ)
1950-51	NAIB Nationals (2-1, Quarterfinals)
1951-52	Gator Bowl (0-3, round robin)
1951-52	NAIB District 25 (1-1, Second)
1952-53	NAIB District 25 (1-1, Second)
1954-55	Gator Bowl (1-1, Third)
1954-55	NAIB District 25 (2-0, Champ)
1954-55	NAIB Nationals (1-1, Second Round)
1955-56	Carousel Tournament (1-2, Sixth)
1955-56	Orange Bowl (1-2, Seventh)
1956-57	Senior Bowl (1-1, Third)
1957-58	Senior Bowl (1-1, Third)
1958-59	Citadel Invitational (0-2, Fourth)
1959-60	Gator Bowl (1-1, Second)
1960-61	Gator Bowl (0-1)
1962-63	Savannah Invitational (3-0, Champ)
1963-64	Gator Bowl (1-1, Third)
1964-65	Vanderbilt Invitational (1-1, Third)
1964-65	All College Tournament (1-2, Seventh)
1965-66	Tampa Invitational (1-1, Second)
1966-67	VPI Tournament (0-2)
1966-67	Tampa Invitational (1-1, Second)
1967-68	Milwaukee Classic (1-1, Third)
1967-68	Evansville Tournament (1-1, Second)
1967-68	NCAA Mideast (0-1)
1968-69	Civitan Classic (2-0, Champ)
1969-70	Gator Bowl (2-0, Champ)
1970-71	Civitan Classic (1-1, Second)
1970-71	Sun Bowl (0-2)
1971-72	Civitan Classic (2-0, Champ)
1971-72	Far West Classic (3-0, Champ)
1971-72	Senior Bowl (2-0, Champ)
1971-72	NCCA Mideast (3-0, Champ)
1971-72	NCAA Championship (1-1, Second)
1972-73	Marshall Memorial Classic (1-1, Third)
1972-73	Dayton Invitational (1-1, Third)

1972-73	All-College (2-1, Third)
1973-74	Steel Bowl (1-1, Second)
1973-74	Mercer Bear Classic (1-1, Third)
1973-74	Bluebonnet Classic (1-1, Second)
1973-74	Big Sun (2-0, First)
1974-75	Louisville Holiday (1-1, Second)
1975-76	Big Sun (1-1, Second)
1975-76	Far West Classic (1-2, Seventh)
1976-77	IPTAY Tournament (1-1, Second)
1976-77	Cable Car Classic (1-1, Second)
1976-77	Vermont Classic (1-1, Third)
1976-77	Metro Tournament (0-1)
1977-78	Big Sun (2-0, First)
1977-78	Birmingham Classic (2-0, First)
1977-78	Pillsbury Classic(1-1, Second)
1977-78	Metro Tournament (1-1, Second)
1977-78	NCAA Mideast (0-1)
1978-79	Metro Tournament (2-1, Second)
	Dayton Tournament (1-1, Second)
	Old Dominion Classic (1-1, Second)

All-Time Florida State Scores

FSU	Opp.		
1947-48—Won 5, Lost 13 (.277)			
39	Spring Hill (H)	36	
57	Troy State (H)	37	
45	Wofford (A)	48	
56	Stetson (A)	65	
56	Georgia Teachers (H)	60	
46	Georgia (A)	65	
48	Mercer (H)	61	
54	Spring Hill (A)	76	
48	Troy State (A)	49	
43	Mercer (A)	68	
45	Erskine (A)	47	
38	Wofford (A)	77	
42	Georgia (H)	44	
41	Florida Southern (A)	47	
47	Georgia Teachers (A)	65	
55	Florida Southern (H)	48	
41	Stetson (H)	38	
49	Erskine (H)	48	
1948-49—Won 12, Lost 12 (.500)			
53	Mississippi College (H)	21	
63	Florida Southern (H)	45	
68	Troy State (A)	64	
50	Lambuth (A)	57	
52	Union (A)	56	
47	Southwestern (A)	54	
49	Stetson (H)	40	
40	Stetson (A)	36	
51	Tampa (A)	58	
56	Mercer (H)	65	
63	Troy State (H)	45	
52	Oglethorpe (A)	64	
59	Mercer (A)	62	
60	Tampa (H)	58	
46	Mississippi College (A)	57	
49	Millsaps (A)	46	
47	Oglethorpe (H)	46	
35	Sewanee (H)	43	
44	Birmingham S. (H)	50	
			52 Mercer (N) 46
			47 Tampa (N) 56
			49 Lambuth (N) 65
			1949-50—Won 15, Lost 10 (.600)
43	Mississippi College (H)	24	
51	Mississippi College (H)	45	
61	Troy State (H)	27	
72	Charleston (H)	37	
50	Central (Mo.) (A)	62	
52	Drury (A)	59	
52	S. W. Mo. State (A)	79	
60	Tampa (A)	80	
65	Florida Southern (A)	71	
48	Florida Southern (A)	59	
63	Mercer (H)	45	
59	Howard (A)	58	
45	Birmingham So (A)	55	
62	Millsaps (H)	45	
61	Stetson (H)	70	
61	Mercer (A)	69	
50	Howard (H)	39	
57	David Lipscomb (H)	53	
58	Tampa (H)	56	
79	Troy State (A)	71	
85	Sewanee (A)	65	
74	Sewanee (A)	68	
56	Florida Southern (N)	58	
74	Mississippi College (N)	63	
			1950-51—Won 18, Lost 9 (.667)
74	Charleston (A)	54	
55	Mercer (A)	52	
76	Conn. St. Teachers (H)	68	
60	Howard (H)	44	
86	Florida Southern (A)	55	
61	Miami (A)	80	
73	David Lipscomb (A)	88	
63	Mississippi (H)	58	
66	Stetson (H)	67	
44	Florida Southern (H)	41	
80	Tampa (H)	69	

58	Howard(A)	51
66	Tampa (A)	76
53	Stetson (A)	71
60	Rollins (A)	57
65	Loyola of N.O. (H)	75
75	Mississippi (A)	79
77	Mississippi College (A)	54
69	Mercer (H)	64
62	Rollins (H)	45
64	Howard (N)	54
65	Mercer (A)	69

FSU

Opp.

65	Stetson (N)	58
69	Georgia Teachers (N)	67
85	So. Dakota State (N)	70
61	Pepperdine (N)	59
60	Milikin (N)	91

1951-52—Won 5, Lost 20 (.200)

46	Parris Is. Marines (A)	78
56	Culver-Stockton (H)	59
47	Mississippi State (A)	75
43	Mississippi So. (A)	84
70	Mississippi So. (H)	78
54	Spring Hill (A)	64
48	Sewanee (N)	58
50	Georgia (N)	79
56	Clemson (N)	62
51	Florida (N)	61
52	Loyola of N.O. (A)	74
56	Miami (A)	93
72	Tampa (A)	66
51	Florida Southern (A)	54
93	Georgia Teachers (H)	93
72	Florida Southern (H)	53
62	Parris Is. Marines (H)	64
74	Rollins (H)	71
48	Stetson (A)	58
55	Rollins (A)	69
63	Miami (H)	76
79	Tampa (H)	60
64	Stetson (H)	66
73	Miami (N)	70
57	Tampa (N)	78

1952-53—Won 11, Lost 11 (.500)

62	Mercer (A)	78
68	Georgia Teachers (A)	63
90	Rollins (H)	83
77	Mercer (H)	76
59	Central (Mo.) (H)	62
58	Sewanee (A)	69
82	Mississippi State (H)	52
66	Loyola of N.O. (H)	72
65	Miami (A)	93
73	Tampa (A)	77
71	Florida Southern (A)	89
79	Rollins (A)	82
73	Memphis State (A)	87
77	Arkansas State (A)	88
76	Stetson (H)	66
71	Florida Southern (A)	89
83	Tampa (H)	74
77	Loyola of N.O. (A)	85
81	Miami (H)	75
83	Stetson (A)	79
87	Mercer (N)	77
81	Stetson (A)	94

1953-54—Won 13, Lost 7 (.619)

75	Mississippi State (A)	87
72	Mercer (H)	70
66	Georgia Teachers (H)	58
72	Jacksonville St. (Ala.) (H)	61
74	Stetson (H)	71
60	Spring Hill (H)	69
74	Tampa (H)	58

76	Loyola of N.O. (H)	80
61	Miami (A)	78
82	Rollins (A)	72
73	Tampa (A)	63
98	Florida Southern (A)	80
60	Stetson (A)	82
85	Rollins (H)	68
99	Florida Southern (H)	71
63	Mercer (A)	70
76	Miami (H)	69
72	Loyola of N.O. (a)	88
89	Georgia Teachers (A)	85
78	Arkansas State (H)	68

1954-55—Won 22, Lost 4 (.846)

103	Jacksonville St. (Ala.) (H)	76
75	Georgia Teachers (H)	67
90	Tampa (H)	62
94	Stetson (H)	94
71	Miami (H)	66
79	Florida (N)	82
97	Georgia (N)	87
75	Duke (A)	97
73	Florida Southern (A)	69
96	Tampa (A)	61
90	Georgia (H)	81
81	Spring Hill (A)	72
91	Mississippi State (A)	76
84	Stetson (A)	73
86	Rollins (H)	74
84	Florida Southern (H)	63
88	Georgia (A)	79
110	Rollins (A)	82
95	Loyola of N.O. (A)	101
102	Mississippi State (H)	86
87	Loyola of N.O. (H)	84
86	Miami (A)	80
86	Stetson (H)	77
91	Georgia Teachers (H)	83
93	Montana State (N)	84
88	Beloit (N)	110

1955-56—Won 16, Lost 9 (.640)

63	North Carolina (A)	88
54	E. Tennessee St. (A)	80
101	Rollins (H)	67
91	Stetson (H)	78
89	Tampa (A)	67
104	Morningside (H)	83
76	Clemson (N)	94
86	Boston University (N)	52
71	Mississippi State (N)	79
69	West Virginia (N)	78
59	Santa Clara (N)	61
85	New York Univ. (N)	83
78	Miami (H)	76
71	Rollins (A)	70
79	Georgia (A)	76
81	Georgia Teachers (A)	90
85	Loyola of N.O. (H)	75
90	Troy State (H)	65
88	Tampa (H)	73
92	Florida Southern (H)	73
85	Florida Southern (A)	81
89	Stetson (A)	83
85	Miami (A)	91
72	Loyola of N.O. (A)	75
80	Georgia (H)	75

1956-57—Won 9, Lost 17 (.346)

55	Duquesne (A)	70
64	Steubenville (A)	79
54	West Virginia (A)	88
66	Bradley (A)	90
65	Florida (A)	67
74	Texas A&M (H)	83
59	E. Tennessee St. (H)	65
68	Georgia (H)	72
75	Morehead State (N)	97
108	Furman (N)	96

59	N. Carolina State (A)	64
77	Miami (H)	85
70	Stetson (A)	97
104	Stetson (H)	86
86	Georgia (A)	63
82	Tampa (A)	67
97	Rollins (A)	94
63	Florida Southern (A)	78
67	Florida Southern (H)	73
96	Rollins (H)	79
81	Mississippi So. (H)	72
79	Loyola of N.O. (H)	77
82	Miami (A)	98
88	Tampa (H)	57
74	Centenary (A)	92
56	Loyola of N.O. (A)	82

1957-58—Won 9, Lost 16 (.360)

74	Tennessee Tech (H)	71
84	Murray State (H)	60
57	Tennessee (A)	74
70	Florida (A)	71
89	Furman (A)	95
56	Loyola of N.O. (A)	82
65	Louisiana State (A)	67
57	Citadel (N)	59
92	Georgia (N)	80
67	Loyola of N.O. (H)	79
72	Tampa (H)	53
56	Memphis State (A)	59
77	Stetson (H)	60
71	Miami (H)	70
51	West Virginia (A)	103
68	Marshall (A)	109
66	Ohio University (A)	86
60	Xavier of Ohio (A)	76
62	Army (H)	71
57	Oklahoma City (H)	52
80	Rollins (H)	61
51	Memphis State (H)	68
66	Miami (A)	86
56	Tampa (A)	79
85	Georgia (H)	77

1958-59—Won 8, Lost 15 (.347)

68	Kentucky (A)	91
73	Furman (H)	72
100	Spring Hill (H)	70
64	Wake Forest (A)	73
82	Florida (H)	60
74	Auburn (A)	95
79	Miami (N)	85
72	Georgia (N)	83
82	Louisiana State (H)	67
62	Auburn (H)	69
65	Mississippi So. (H)	62
72	Memphis State (H)	75
93	Miami (H)	69
91	Georgia (A)	94
75	Oklahoma City (A)	103
63	Centenary (A)	87
61	Loyola of N.O. (H)	60
71	Murray State (A)	96
69	Memphis State (A)	93
84	Oklahoma City (H)	98
91	Stetson (A)	98
94	Rollins (A)	93
85	Miami (A)	92

1959-60—Won 10, Lost 15 (.400)

78	Louisiana State (A)	89
64	Loyola of N.O. (A)	71
71	Florida (A)	81
58	Auburn (A)	62
86	Alabama (A)	74
64	Clemson (A)	68
63	Auburn (H)	76
86	Jacksonville Univ. (A)	69

66	Georgia (N)	69
93	South Carolina (H)	75
74	Citadel (H)	76
81	Centenary (H)	71
78	Mississippi So. (A)	87
71	Memphis State (A)	88
72	Tampa (H)	67
91	Miami (H)	93
78	Morehead State (H)	75
68	Tampa (A)	83
67	Memphis State (H)	83
101	Rollins (H)	58
105	Furman (A)	98
60	Citadel (A)	100
69	Loyola of N.O. (H)	50
89	Miami (A)	107
95	Georgia (H)	82

1960-61—Won 14, Lost 10 (.583)

88	Tampa (H)	60
63	Kentucky (A)	58
55	Vanderbilt (A)	75
57	Auburn (A)	74
74	Clemson (H)	47
67	Florida (H)	74
72	South Carolina (A)	82
74	Clemson (A)	57
56	Georgia (N)	62
	Tennessee (A)	
73	Loyola of N.O. (H)	55
89	Miami (H)	78
67	Auburn (N)	74
78	Rollins (A)	70
68	Alabama (H)	57
83	Citadel (H)	77
86	Valdosta State (H)	66
77	Georgia (A)	68
99	Furman (H)	57
74	Florida (A)	75
95	Tampa (A)	116
75	Miami (A)	75
72	Loyola of N.O. (A)	68

1961-62—Won 15, Lost 9 (.651)

57	Ohio State (A)	72
63	Wisconsin (A)	64
76	Rice (H)	66
85	Florida (A)	71
56	Auburn (A)	56
77	Clemson (H)	82
69	Tennessee (A)	62
57	Auburn (H)	62
99	Oklahoma City (H)	74
64	Furman (A)	67
69	Clemson (A)	75
110	Rollins (H)	53
65	Miami (H)	60
57	Alabama (A)	72
81	Oklahoma City (A)	79
76	Houston (A)	84
73	Valdosta State (H)	42
91	Tampa (H)	71
71	Georgia (A)	62
79	Florida (H)	56
83	Miami (A)	80
123	Tampa (A)	92
101	Georgia (H)	69

1962-63—Won 15, Lost 10 (.600)

92	Tampa (H)	60
65	Valdosta State (H)	42
59	Florida (H)	80
47	Auburn (A)	65
72	Alabama (H)	63
54	Kentucky (A)	83
70	Auburn (H)	77
56	Richmond (H)	62
77	Georgia (N)	69

49	Alabama (N)	48
79	Georgia Southern (N)	60
65	Tennessee (A)	66
72	Chattanooga (A)	55
77	Miami (H)	74
88	Georgia (H)	54
76	Georgia (A)	90
55	Georgia Tech (A)	70
86	Florida (A)	94
76	Houston (H)	69
63	Alabama (A)	61
61	Valdosta State (A)	56
73	Stetson (H)	57
82	Centenary (H)	68
73	Phillips 66 Oilers (H)	82
70	Miami (A)	99
80	Tampa (A)	58

1963-64—Won 11, Lost 14 (.444)

55	Florida (A)	78
69	Auburn (H)	67
53	Alabama (A)	62
81	Rice (A)	102
60	Texas Christian (A)	66
107	Tampa (H)	61
91	Tulsa (H)	76
53	Air Force (N)	78
85	Manhattan (N)	81
65	Richmond (A)	69
72	Virginia Military (A)	83
80	Miami (H)	78
91	Memphis State (H)	90
64	Georgia (H)	63
50	Florida (H)	52
59	Auburn (A)	63
95	Alabama (H)	77
57	Furman (H)	48
72	Centenary (A)	79
72	Memphis State (A)	84
73	Georgia Tech (A)	77
101	Jacksonville (H)	77
80	Stetson (A)	60
80	Miami (A)	82
70	Georgia (A)	85

1964-65—Won 16, Lost 10 (.620)

57	Valdosta State (H)	57
76	Virginia Military (H)	72
68	Auburn (A)	92
73	Alabama (A)	76
51	Florida (H)	50
56	Oklahoma State (N)	60
82	Baylor (N)	64
43	Tennessee (N)	65
74	Tulsa (A)	72
44	DePaul (N)	52
77	Creighton (N)	85
81	Rice (N)	56
64	Georgia (DT) (A)	55
67	Miami (H)	66
74	Memphis State (H)	61
72	Georgia Tech (H)	65
58	Auburn (H)	55
66	Alabama (H)	75
62	Duquesne (N)	58
81	Memphis State (A)	70
97	Jacksonville (H)	74
76	Georgia Tech (A)	77
71	Tampa (A)	64
65	Florida (A)	77
75	Miami (A)	82
85	Georgia (H)	83

1965-66—Won 15, Lost 11 (.577)

73	Lamar Tech (H)	68
69	Valdosta (H)	68
121	Tampa (H)	57
62	Florida (A)	75
80	North Carolina (A)	115
62	Calif.-Santa Barbara (H)	61

65	V M I (A)	64
58	Auburn (A)	59
64	Auburn (A)	80
57	Georgia (A)	63
78	Miami (H)	62
73	Loyola of N O (H)	53
67	Memphis (H)	63
65	Florida (H)	74
86	Jacksonville (A)	90
96	Panama Nationals (H)	73
71	Georgia Tech (H)	66
66	Memphis (A)	81
62	Loyola of N O (A)	63
78	Jacksonville (A)	49
88	Georgia Tech (A)	95
77	Samford (H)	66
99	Florida Southern (H)	54
99	Tampa (A)	70
90	Miami (A)	112
87	Georgia (H)	69

1966-67—Won 11, Lost 15 (.423)

62	Valdosta State (H)	58
76	Rice (H)	72
30	Florida (A)	50
48	Kansas (A)	62
58	Kansas State (A)	81
76	Richmond (A)	80
59	Eastern Kentucky (A)	81
83	Citadel (A)	67
55	North Carolina (A)	81
79	Alabama (A)	80
59	Auburn (A)	67
61	Miami (H)	60
85	Tulane (A)	87
42	Memphis State (A)	46
81	Jacksonville (H)	70
71	Marshall (H)	77
68	Georgia Tech (H)	75
109	Tampa (H)	72
55	Memphis State (H)	51
68	Jacksonville (A)	67
100	Tulane (H)	90
84	Florida Southern (A)	76
75	Florida (H)	90
84	Georgia Tech (A)	102
87	Tampa (A)	84
90	Miami (A)	110

1967-68—Won 19, Lost 8 (.704)

90	Fla. Presbyterian (A)	66
69	Ohio State (A)	76
87	Florida (H)	95
104	Samford (H)	89
58	Marquette (A)	78
130	Louisiana State (N)	100
114	Richmond (H)	91
87	Rutgers (H)	77
94	Geo. Washington (A)	69
67	Evansville (A)	76
96	Citadel (A)	75
111	Stetson (H)	81
122	Miami (H)	93
92	Jacksonville (H)	79
73	Georgia Tech (A)	57
109	Hofstra (H)	71
81	Valdosta State (H)	71
80	North Carolina (A)	86
110	East Carolina (H)	100
93	Citadel (H)	50
104	Florida Southern (H)	82
106	Jacksonville (A)	65
64	Florida (A)	89
72	Georgia Tech (H)	67
72	Stetson (A)	60
84	Miami (A)	96
69	East Tenn. State (A)*	79

*NCAA Mid East Regionals

1968-69—Won 18, Lost 8 (.692)

120	Valdosta State (H)	75
111	Miami (A)	84
93	Jacksonville (A)	88
74	Virginia Tech (A)	77
78	Louisville (A)	79
70	So. California (H)	68
86	Ohio State (H)	93
104	New Hampshire (H)	52
68	Jacksonville (A)	76
97	Tulane (A)	94
96	Miami (H)	81
67	Kent State (H)	76
99	Tulane (H)	90
80	Rice (A)	83
92	Hawaii (H)	60
87	South Carolina (H)	76
93	Jacksonville (H)	89
84	Valdosta State (A)	81
70	Clemson (A)	67
82	North Carolina (A)	100
95	Stetson (H)	67
79	Dayton (H)	71
76	Georgia Tech (H)	84
98	Georgia Tech (A)	80
84	Florida Southern (A)	70
89	Miami (A)	86

1969-70—Won 23, Lost 3 (.885)

69	Oregon State (H)	68
100	Oregon (H)	84
107	Rollins (A)	86
75	North Carolina (A)	86
98	Georgetown (H)	65
79	Louisville (H)	69
82	Texas (H)	61
86	Army (N)	51
88	Florida (N)	63
121	Pepperdine (A)	83
68	So. California (A)	71
87	Arizona (A)	78
104	Miami (H)	63
82	Tulane (A)	77
122	Clemson (H)	80
89	Georgia Tech (A)	83
89	Jacksonville (H)	83
83	Virginia Tech (H)	73
80	Kent State (A)	79
82	Dayton (A)	76
98	Florida Southern (H)	74
112	Tulane (H)	77
81	Jacksonville (A)	85
97	Georgia Tech (H)	80
94	Stetson (A)	64
112	Miami (A)	96

1970-71—Won 17, Lost 9 (.654)

80	Texas (A)	78
106	Biscayne (H)	70
125	South Dakota (H)	65
117	Southern Miss. (N)	84
108	Jacksonville (A)	114
111	Valdosta State (H)	63
85	So. California (N)	94
64	Miami (Ohio) (N)	67
95	Pan American (A)	90
95	Arizona (H)	85
101	Pepperdine (H)	82
114	Miami (H)	106
96	Manhattan (H)	68
69	Tulane (A)	88
122	Samford (H)	79
78	Stetson (H)	71
67	Georgia Tech (H)	85
65	Jacksonville (A)	83
82	California-Irvine (H)	69
98	Wisconsin-Milw. (H)	61
81	Georgia Tech (A)	76
113	Georgia Southern (A)	81

79	Jacksonville (H)	90
61	North Carolina (A)	70
74	Florida Southern (A)	66
94	Miami (A)	100

1971-72—Won 27, Lost 6 (.818)

112	Oglethorpe (H)	69
96	Eastern Kentucky (H)	83
90	Stetson (N)	54
90	Jacksonville (A)	83
134	Valdosta State (H)	65
(10)	Hawaii (A) (Forfeit)	(30)
76	Hawaii (A)	81
85	Washington (N)	77
73	Oregon State (N)	72
85	Washington State (N)	61
88	Denver (N)	70
63	St. Louis (N)	62
106	E. Tennessee State (H)	63
96	Mercer (H)	78
86	Houston (H)	79
105	South Alabama (H)	72
71	Georgia Tech (A)	69
72	Jacksonville (H)	84
84	Florida Southern (H)	63
109	Pan American (H)	83
86	Houston (A)	94
104	South Alabama (A)	81
94	Tulane (H)	84
108	Georgia Tech (H)	50
70	Jacksonville (A)	61
49	Stetson (A)	47
94	Biscayne (A)	66
64	Cincinnati (A)	88
	(NCAA Tournament)	
83	Eastern Kentucky (N)	81
70	Minnesota (N)	56
73	Kentucky (N)	54
79	North Carolina (N)	75
76	UCLA (A)	81

1972-73—Won 18, Lost 8 (.692)

109	Georgia Southern (H)	97
87	Eastern Kentucky (N)	70
97	Biscayne (H)	62
59	Princeton (N)	61
85	Baylor (N)	67
68	Alabama (N)	74
91	Northwestern (N)	73
70	Penn. State (N)	60
77	Brigham Young (N)	80
94	Oklahoma City (A)	80
91	Connecticut (H)	55
101	Georgetown (H)	70
78	Cincinnati (H)	74
84	Stetson (H)	67
66	Jacksonville (A)	70
47	Samford (A)	34
78	Southern Ill. (H)	73
95	South Florida (H)	53
82	Virginia Tech (A)	91
80	Seton Hall (N)	61
62	Cincinnati (A)	89
83	Jacksonville (H)	74
79	North Carolina (N)	91
86	South Alabama (A)	69
59	Marshall (H)	71
112	Mercer (H)	94

1973-74—Won 18, Lost 8 (.692)

92	Hofstra (H)	63
109	Biscayne (H)	71
65	Clemson (N)	58
60	Pittsburgh (N)	82
93	Eastern Kentucky (A)	60
78	Louisville (A)	90

88	Memphis State (H)	80
107	W. Kentucky (N)	87
66	Wake Forest (N)	48
92	Indiana State (N)	93
84	Wisc.-Milw. (N)	82
99	Texas A&M (N)	79
74	Houston (A)	79
85	Virginia Tech (N)	80
92	Georgia Southern (N)	89
94	South Florida (A) (OT)	95
73	South Illinois (A)	77
78	Jacksonville (H)	74
90	New Mexico (H)	71
91	Canisius (H)	74
118	South Florida (H)	84
89	Jacksonville (A)	113
85	North Carolina (N)	104
105	South Alabama (H)	63
86	Fairleigh Dickinson (H)	58
96	South Alabama (A)	91

1974-75—Won 18, Lost 8 (.692)

81	Valdosta State (H)	74
72	Illinois State (H)	70
90	Marshall (H)	63
69	Memphis State (A)	70
75	Louisville (H)	84
96	Cal. State-Bakersfield (H)	66
67	Ohio U. (H)	60
69	Purdue (N)	69
61	Louisville (A)	79
107	Eastern Kentucky (H)	75
104	Wisconsin-Milw. (H)	82
88	Biscayne (A)	59
71	South Florida (A)	77
107	Hofstra (H)	71
95	Biscayne (A)	85
75	Canisius (A)	81
78	New Mexico (A) (OT)	84
111	UT-Chattanooga (H)	70
63	Jacksonville (H)	55
101	Georgia Southern (N)	77
81	Georgia State (H)	72
71	Jacksonville (A)	76
104	Georgia Southern (H)	71
91	Mercer (H)	68
77	South Florida (H)	64
54	Stetson (A)	63

1975-76—Won 21, Lost 6 (.778)

90	Rollins (H)	47
65	Eastern Kentucky (A)	59
59	Indiana (A)	83
81	Stetson (H)	71
109	Palm Beach Atlantic (H)	52
78	South Florida (N)	71
72	Alabama (N)	76
54	Washington (N)	69
75	Oregon State (N)	78
84	Colorado State (N)	54
88	Western Kentucky (H)	80
77	Jacksonville (A)	57
107	Baptist College (H)	54
100	Memphis State (H)	79
76	South Florida (A)	72
110	Southwestern La. (H)	70
66	Georgia State (A)	58
80	Illinois State (A)	58
80	Illinois State (A) (OT)	82
88	South Florida (H)	62
109	Illinois State (H)	81
85	Madison (A)	65
74	Jacksonville (H)	65
92	Georgia State (H)	70
106	Valdosta State (H)	61
90	Mercer (H)	76
68	Southwestern La. (A)	65
81	Dayton (A)	95

1976-77 (16-11)		
70	Toledo (N)	66
92	Clemson (A)	108
109	Missouri Western (H)	80
97	Austin Peay (H)	86
63	Missouri (A)	65
94	Santa Clara (N)	80
87	San Francisco (A)	93
71	Army (N)	72
76	Vermont (A)	67
75	Louisville (A)	78
93	Western Kentucky (A)	73
83	Troy State (H)	69
69	Madison (H)	66
75	Memphis State (A)	81
97	South Florida (A)	84
115	South Alabama (H)	86
70	Jacksonville (A)	77
65	N. Carolina-Charlotte (H)	76
66	Mercer (A)	65
139	Baptist (H)	72
57	Kentucky (A)	97
87	Stetson (A)	80
76	Dayton (A)	71
76	Jacksonville (H)	71
103	South Florida (H)	72
91	Oral Roberts (H)	87
72	Georgia Tech (N)*	67
*Metro Tournament		

1977-78 RESULTS

83	Rollins	59
110	Troy State	82
90	St. Leo	49
76	South Florida	67
94	Seton Hall	63
100	Texas A & M	77
82	Navy	55
97	Missouri	64
75	Cincinnati	77
71	Tulane	56
74	Minnesota	88
87	Tulane	85
85	Fairleigh Dickinson	43
103	Tulane	85
70	Cincinnati	66
88	St. Louis	75
56	South Alabama	58
72	St. Louis	68
95	Memphis State	89
89	Memphis State	82
79	UNC—Charlotte	88
81	Louisville	70
78	Georgia Tech	72
85	Georgia Tech	76
80	Oral Roberts	69
71	Georgia Tech	94
93	Louisville	85
76	Kentucky	85

1978-79 RESULTS

116	Eckerd	71
70	Western Kentucky	59
71	Auburn	70
68	Florida	61
106	Florida Southern	75
80	Dayton	97
57	Penn State	64
85	Alabama-Birmingham	66
68	Jacksonville	71
96	Georgia Southern	83
76	Old Dominion	80

60 Tulane	74	61 South Alabama	78
61 St. Louis	59	73 Georgia Tech	75
93 Memphis State	86	84 St. Louis	79
65 Louisville	67	76 Cincinnati	71
79 Georgia Tech	73	90 Memphis State	87
71 Geo. Washington	68	101 Tulane	92
80 Cincinnati	77	35 Memphis State	34
89 Tulane	84	60 Virginia Tech	68
71 Louisville	84		

YEAR-BY-YEAR RECORD

YEAR	COACH	W	L	PCT.
1947-48	Don Loucks	5	13	.277
1948-49	J. K. "Bud" Kennedy	12	12	.500
1949-50	J. K. "Bud" Kennedy	15	10	.600
1950-51	J. K. "Bud" Kennedy	18	9	.667
1951-52	J. K. "Bud" Kennedy	5	20	.200
1952-53	J. K. "Bud" Kennedy	11	11	.500
1953-54	J. K. "Bud" Kennedy	13	7	.619
1954-55	J. K. "Bud" Kennedy	22	4	.846
1955-56	J. K. "Bud" Kennedy	16	9	.640
1956-57	J. K. "Bud" Kennedy	9	17	.346
1957-58	J. K. "Bud" Kennedy	9	16	.360
1958-59	J. K. "Bud" Kennedy	8	15	.347
1959-60	J. K. "Bud" Kennedy	10	15	.400
1960-61	J. K. "Bud" Kennedy	14	10	.583
1961-62	J. K. "Bud" Kennedy	15	8	.651
1962-63	J. K. "Bud" Kennedy	15	10	.600
1963-64	J. K. "Bud" Kennedy	11	14	.444
1964-65	J. K. "Bud" Kennedy	16	10	.620
1965-66	J. K. "Bud" Kennedy	15	11	.577
1966-67	Hugh Durham	11	15	.423
1967-68	Hugh Durham	19	8	.704
1968-69	Hugh Durham	18	8	.692
1969-70	Hugh Durham	23	3	.692
1970-71	Hugh Durham	17	9	.654
1971-72	Hugh Durham	27	6	.818
1972-73	Hugh Durham	18	8	.692
1973-74	Hugh Durham	18	8	.692
1974-75	Hugh Durham	18	8	.692
1975-76	Hugh Durham	22	5	.815
1976-77	Hugh Durham	16	11	.593
1977-78	Hugh Durham	23	6	.793
1978-79	Joe Williams	19	10	.655
32 Years		488	326	.600

COACHES ' RECORDS

COACH	YEARS	WINS	LOSSES	PCT.
Don Loucks	1947-48	5	13	.278
J. K. "Bud" Kennedy	1948-66	234	208	.529
Hugh Durham	1966-78	230	95	.708
Joe Williams	1978-79	19	10	.655

DR. BERNARD F. SLIGER

President



Dr. Bernard F. Sliger, Florida State University's president since 1977, is one of the most ardent fans in Seminole sports history.

Known as "Bernie" to nearly all of the student athletes, Dr. Sliger makes no secret of his sentiments about athletics at Florida State University. He says he wants a "spot in the Top 20" for every Seminole team, including those who compete in the arenas of academe.

Although President Sliger now classifies himself as a "energetic spectator," during his high school days in his hometown of Trout Creek, Michigan, he was a member of the basketball, track and football teams. He later returned to coach the latter two teams and teach math there, following a three-year tour of duty with the Army during World War II.

Dr. Sliger, who came to FSU as its executive vice president in the late spring of 1972, was formerly executive director of the Louisiana Coordinating Council for Higher Education. His background as an educator includes 19 years as a faculty member and administrator and sports fan at Louisiana State University.

An economist and scholar in the special fields of economic theory and public finance, he frequently serves as a consultant to private and public commissions, most recently as chairman of Governor Reubin Askew's Economic Advisory Council. He was a member and chief consultant of the Governor of Louisiana's tax study committee in 1968, and served a year as Louisiana Commissioner of Administration and Chief Budget Officer. In the latter capacity, he had to oversee the costs of constructing Louisiana's Superdome.

Dr. Sliger is the author of a text on "Public Finance", first issued in 1964 and revised in 1970, and presently used in a number of colleges and universities.

He and his wife, Greta, have two sons and two daughters: Nan, Paul, Greta and Sten.

FLORIDA STATE UNIVERSITY

Florida State University - the home of more than 22,000 Seminoles -- has a campus that starts at the top of one of Tallahassee's famed seven hills, and rolls gently downward and westward across 340-odd acres of pines, palms and pecan trees.

Founded in 1857 as the Seminary West of the Suwannee, its heritage is evidenced in the wide range of architectural struggles to preserve history and keep up with modern times and air conditioning. Yet it still ranks as one of the South's last, few bastions of campus greenery - the kind that combines the blossoms of camellias, azaleas and dogwoods with moss-hung oaks that are, in some cases, as old as the University itself, if not older.

From the Gothic towers of Wescott at the eastern entrance to the campus, to the modern glass and steel structures of its Science Complex to the west, Florida State University has moved forward in time and growth more rapidly than many of its newer counterparts in the State University system. Its enrollment has quadrupled since it became coeducational in 1947, following nearly half a century as the Florida State College for women.

Today, its 14 schools and colleges are spread through \$150 million worth of buildings, its annual budget exceeds \$100 million and it attracts more than \$18 million a year in research contracts and grants. Students can pick and choose from more than 100 career options offered in arts and sciences, business, communication, criminology, dance, education, home economics, law, library science, music, nursing, social sciences, social work, theater and visual arts programs.

The University is a member of the Academic Common Market and has overseas study centers in Florence, London and the Panama Canal Zone. Summer programs of study are offered in law at Oxford, in hotel and restaurant administration in Switzerland, and in comparative studies of economic and social systems in Yugoslavia.

The University operates major laboratory facilities for nuclear, marine and computer research. In addition, it has a wide-ranging spectrum of institutes and research centers, each of which deals with specialized aspects of the following fields of study: government, geophysical fluid dynamics, molecular biophysics, educational research, American theater, gerontology, social research, community mental health, employee relations, economic development, analysis of resources and environment, Southern culture and religion, statistical consultation, educational technology and instructional systems, population studies, multi-campus systems, educational tax policy, urban and regional planning, criminological and correctional research, and the study of women in educational management systems.

A city within a city, Florida State has 1,200 faculty members more than 6,000 additional employees.

1979-80 FLORIDA STATE SCHEDULE

NOVEMBER

Thur	8	Athletes in Action	Ft. Lauderdale, Fla.	7:30 EST
Fri.	30	FLORIDA A & M	TALLAHASSEE	7:30 EST

DECEMBER

Sun.	2	JACKSONVILLE	TALLAHASSEE	3:00 EST
Thur.	6	South Florida	Tampa, Fla.	7:30 EST
Sat.	8	Florida	Jacksonville, Fla.	7:30 EST
Thur.	20	MINNESOTA	Tallahassee, Fla.	7:30 EST
Sat.	29	Western Kentucky	Bowling Green, Ky.	7:30 CST

JANUARY

Wed.	2	TULANE*	Tallahassee, Fla.	7:30 EST
Fri.	4	St. Louis*	St. Louis, Mo.	8:05 CST
Mon.	7	SOUTH FLORIDA	TALLAHASSEE	7:30 EST
Thur.	10	Memphis State*	Memphis, Tenn.	8:05 CST
Sat.	12	Tulane*	New Orleans, La.	7:30 CST
Mon.	14	SOUTH CAROLINA-AIKEN	TALLAHASSEE	7:30 EST
Sat.	19	Marquette	Milwaukee, Wis.	8:00 CST
Mon.	21	VIRGINIA TECH*	TALLAHASSEE	8:00 EST
Sun.	27	Louisville*	Louisville, Ky.	1:30 EST

FEBRUARY

Sat.	2	Cincinnati*	Cincinnati, Ohio	1:30 EST
Mon.	4	AUBURN	Tallahassee, Fla.	7:30 EST
Thur.	7	MEMPHIS STATE*	TALLAHASSEE	7:30 EST
Sat.	9	CINCINNATI*	TALLAHASSEE	1:30 EST
Mon.	11	Florida Southern	Lakeland, Fla.	8:30 EST
Thur.	14	ST. LOUIS*	TALLAHASSEE	7:30 EST
Sat.	16	Jacksonville	Jacksonville, Fla.	2:05 EST
Mon.	18	CLEVELAND STATE	TALLAHASSEE	7:30 EST
Wed.	20	ALABAMA-BIRMINGHAM	TALLAHASSEE	7:30 EST
Fri.	22	Virginia Tech*	Blacksburg, Va.	8:00 EST
Sun.	24	LOUISVILLE*	TALLAHASSEE	1:30 EST
Thur.	28-	Metro		
Fri.	29	Conference	Louisville, Ky.	
MARCH		Tournament		
Sat.	1			

* Metro Conference Game