

Florida State

1977-78 Basketball



Florida State University

General Information

Location	Tallahassee, Florida 32306
Founded	1857
Enrollment	22,000
President	Dr. Bernard F. Sliger
Conference	Metropolitan Collegiate Athletic Conference
Nickname	Seminoles
Colors	Garnet and Gold
Home Court	Tully Gym (3,500)

Staff Directory

Area Code 904

	Office	Home
Head Coach		
Hugh Durham	644-3080	385-4802
Assistant Coaches		
Morris McHone	644-3080	877-8432
Larry Gay	644-3080	575-7102
John Sodec	644-3080	878-5283
Athletic Director		
John Bridgers	644-2790	386-1738
Faculty Representative		
Dr. Richard Baker	644-3093	385-1274
Athletic Business Manager		
Claude Thigpen	644-2790	385-4170
Assistant to the Director		
Larry Pendleton	644-2790	386-2401
Ticket Manager		
Marian Lee	644-1830	
Head Trainer		
Don Fauls	644-2775	877-5691
Basketball Trainer		
John Mooney	644-2775	224-7933
Sports Information Director		
Mark Carlson	644-4038	224-6423
Assistant Sports Information Director		
Mike Parsons	644-4038	575-7931

PRESS INFORMATION

The Will Call window is located in the gymnasium lobby. Telephones are available in the Sports Information Office and telecopier service is also available upon request. A maximum of three seats will be made available for the official radio station of opponents. These seats will be located in the radio press box above the court on the south side of Tully Gym.

Telephone and loop orders should be placed directly with the Central Telephone Company of Tallahassee. Special parking is also available at the gym. Parking requests should be directed to the Sports Information Office.

FLORIDA STATE SEMINOLES

1977-78 Basketball

Press Guide



Contents

1977-78 Outlook	2
Player Biographies	4
Head Coach Hugh Durham	19
Coaching Staff	21
1976-77 Statistics	22
Opponents	25
1977-78 Roster	30
Records	54
Game-by-Game Scores	65
1977-78 Schedule	BC

ON THE COVER

Florida State's high-scoring senior forward Harry Davis.

Outlook

Many collegiate basketball coaches would gladly take the 16-11 record Florida State head coach Hugh Durham recorded last winter.

Not Durham, however. For the Seminole mentor the 16 victories represented the second lowest single season winning record of his 11-year career. Only one other time—in his very first season (1966-67) as pilot of the Seminoles has a Durham-coached team won less than 18 games.

"It wasn't a very good year by Florida State standards," Durham recalls. "It was disappointing for everyone—players, coaches and fans."

Those connected with the Seminole cage program, especially Durham, hope the Tribe doesn't go through another of those 16-11 campaigns in the winter of 1977-78.

But it isn't going to be easy for the Garnet and Gold to better its mark.

Once again Durham has lined up a formidable schedule that includes home-and-home meetings with fellow members of the Metropolitan Conference where FSU will be a second year member.

FSU is still looking for its first win against a conference member. Last season the Seminoles played Louisville and Memphis State during the regular season and lost to both, 78-75 and 81-75, respectively. Then, in the first round of the conference tournament, Georgia Tech shocked the Seminoles, 72-67.

"We received our first taste of conference competition and except for the results liked it," Durham said. "The Metro is going to become one of the finest collegiate basketball conferences in the country during the next several years. We are delighted that Florida State is a member. Now we need to make sure we are competitive in the league."

In addition to the league games, the Seminoles will play in three regular season tournaments for the second consecutive year. This time FSU will participate in the Big Sun at St. Petersburg on December 9-10, the Birmingham Classic, Dec. 16-17, and the Pillsbury Classic in Minneapolis, Dec. 29-30.

Among the non-league foes on the rest of the schedule are NCAA tournament semi-finalist UNC-Charlotte, Missouri and Oral Roberts. UNCC shattered a 29-game home court winning streak for the Seminoles last season and the 49ers will host FSU at Charlotte this time. Missouri dumped FSU, 65-63, in Columbia and will invade Tully for this meeting. This year's meeting will come at Tulsa in the final regular season game for FSU.

Player-wise the Seminoles appear in good shape. Only two members of last year's club have graduated. But they both played the same positions—guard.

The leading candidates to replace the departed Carlton Byrd and Wayne Smalls are two sophomores, Tony Jackson and Mickey Dillard, plus senior Eugene Harris, who missed '76-77 when he was red-shirted.

Jackson is expected to take over Byrd's role as the play-maker while Harris and Dillard (5.8) will fill in at the slot vacated by Smalls.

"Mickey and Tony both lack playing experience," says Durham. "Thus they will need to get their experience in actual game conditions. Jackson has all the tools to be an excellent playmaker for us. He has an uncanny ability to find the open man. He's also going to surprise some people with his shooting ability."

Inside the Seminoles have four players returning who drew starting duty at various times during the year. The combination that had the nod in the Metro Tournament game against Georgia Tech included pivot Kris Anderson (6-8) and forwards David Thompson (6-8) and Jim Smith (6-6). But on the bench was 6-7 Harry Davis, who Durham asked to play the sixth man role over the final six games of the season.

Anderson was just a freshman last winter, but managed to move into a starting role late in the campaign. He averaged 5.9 points per game and 5.1 rebounds.

"Kris needs to be more aggressive," Durham says. "Once he does that he's going to be a very fine center for Florida State."

Two more sophomores, 6-7 Murray Brown and 6-9 Donnie Kuhl, are expected to provide the necessary depth in the pivot. Brown averaged 5.4 points per game while playing 131 minutes. His point total included a game-high 30-point effort coming off the bench against Baptist College. Kuhl was used sparingly but showed promise of being a very valuable commodity once he adjusts to the college game.

Thompson finished the season as the second leading scorer in the Metro with an 18.5 average. His season high was a 38-point effort against South Alabama, but he also had four games where he was credited with 10 points or less.

Smith finished the season with a 6.8 scoring average and 5.2 showing on the glass. Durham has indicated that he could decide to swing Smith out to a guard position next winter to add depth in that area.

Davis, meanwhile, was the second leading scorer with a 14.8 average and topped all Seminoles in the rebounding department with 7.8 caroms a game.

"It's too early to tell what we'll do about the pivot and forward positions," Durham says. "You can be sure of one thing—Anderson, Davis, Smith and Thompson are going to see plenty of playing time. If we think it's best for the team to have Davis continue in the sixth man role that is where he will play."

Team At A Glance

OFFENSE: The Seminoles are not your run and gun basketball team. Head Coach Hugh Durham believes in a control offense, but likes to see his club fast break when it has the opportunity. Florida State normally employs the high post with the guards and forwards cutting off the pivot. Durham would rather have his team work the ball around several times instead of taking a good percentage shot.

DEFENSE: Aggressive man-to-man defense has been a Durham trademark over the years. He enjoys seeing his club pressure the other team across the floor and watching his guards harass the opponents as they attempt to bring the ball upcourt. When needed the Seminoles do resort to a zone of various combinations.

STRENGTH: The 1977-78 Seminoles boast a veteran club with plenty of playing experience in the back line. Harry Davis, Jim Smith and David Thompson will each be playing under the Durham system for the third year. That means a lot since the offense and defense are very intricate.


WEAKNESS: A lack of experience at the guard position and on the bench troubles the coaches. At guard, the only player with starting experience is Eugene Harris, who is coming off a red-shirt season. The bench is not deep and will be dominated by freshmen with no previous collegiate experience and sophomores, who saw limited playing time last season.



Kris Anderson

Forward/Center

6-8
205
Sophomore
Yulee, Fla.



Kris worked his way into the starting lineup as a freshman. He received the first start of his career on February 12 at Stetson and responded with seven points and five rebounds. In three of the next four games, he responded with double figure performances in the scoring column.

Anderson finished his freshman season with a scoring average of 5.9 points and rebound average of 5.1. His individual game highs for scoring came against Western Kentucky and Dayton where he scored 12 apiece. He also scored in double figures against Santa Clara (11) and South Florida (10 in each of the two games) and Oral Roberts (10).

In the rebounding department, Kris' season high came against Dayton at St. Petersburg's Bayfront Center where he picked off 13. It was the only game of the season he rebounded in double figures although on three occasions—Austin Peay, South Florida (home) and Georgia Tech—he pulled down nine caroms.

Among the freshmen, he led in playing time last season—565 minutes.

Prior to entering Florida State, the tallest player he ever matched up against was 6-6. Head coach Hugh Durham likes to compare Anderson with former Seminole center Reggie Royals, the 6-10 player, who helped FSU into the 1972 national championship game. Anderson handles the ball well, gives out numerous assists and has an excellent shot from the 15-foot range. Among the regulars last season, Kris had the best shooting percentage from the floor, 61.9. He had his troubles from the foul line where he converted just 31 of 52 for 59.6 percent.

CAREER RECORD

Year	G	FGM-FGA	Pct.	FTM-FTA	Pct.	Reb. Avg.	PF	TP	Avg.
1976-77	27	65-105	.619	31-52	.596	140 5.1	56	161	5.9

James Bozeman


Forward

6-5

190

Freshman

Tallahassee, Fla.



Bozeman was the Florida High School Player of the Year in Class A last winter. While playing for Florida A & M High School of Tallahassee he averaged 23 points and 14 rebounds during his senior season.

Bozeman after signing with the Seminoles called it a "dream come true. Ever since I can remember I've wanted to play basketball for Florida State."

James helped the Baby Rattlers capture the Class A Florida high school championship as a junior. The team went 20-6 while Bozeman averaged 20 points per game and 13 rebounds. Overall, Bozeman led his high school team to a 38-11 record in his last two seasons as a starter.

Bozeman, a member of the National Honor Society in high school, played in Florida's North-South High School All Star game. He was president of his senior class at FAMU High.

Murray Brown


Forward

6-7

190

Sophomore

Tampa, Fla.



Among last year's group of freshmen, Murray was considered the most physical. Early in the campaign he saw very little playing time as he adjusted to Durham's complicated offensive and defensive systems. As the season wore on, however, he came off the bench with more frequency and finished the campaign playing in 18 games for 133 minutes.

"We (the coaches) expect to see a lot more of Murray on the playing floor this year," says Durham. "He seems to have adjusted to our style now after the normal freshman frustrations. Murray, at this moment, is scheduled for a backup role at both the center and forward positions, but if any of our returning starters there falter he could be in the starting lineup."

Thus far the biggest night in Brown's career came against Baptist College. Playing only 16 minutes in that Seminole rout (139-72) he scored 27 points and pulled down five rebounds. But his most important effort came at Stetson where he scored eight of his 10 points in the overtime period of an 87-80 Seminole victory. Each of those points came on rebound buckets.

Because of the aggressive way Brown goes to the boards and because of the way he controls the action under the glass, Durham has tagged this Tampa Robinson High School graduate as "The Mule."

"Murray isn't flashy out there," Durham says. "He's just a very hard worker who does whatever the coaches ask."

CAREER RECORD

Year	G	FGM-FGA	Pct.	FTM-FTA	Pct.	Reb.	Avg.	PF	TP	Avg.
1976-77	18	38-50	.760	18-25	.642	47	2.6	22	94	5.2

Jerry Cox


Guard

6-4½

175

Junior

Indianapolis, Ind.



Cox, who played basketball the last two winters at Wabash Valley Junior College in Mt. Carmel, Ill., was Florida State's first signee of 1977. Seminole head coach Hugh Durham has designs of using the Indiana native at the "big guard" position.

"Jerry is a fine shooter and good ball handler who likes to lead the fast break," Durham said. "We've got good guards coming back off last year's team but with the league (Metro) we're playing in a team needs plenty of guards."

Cox averaged 13 points per game and seven rebounds last winter for Wabash. In his first year at the junior college, he picked up 12 points per game and seven rebounds.

A native of Indianapolis, Ind., Cox played high school ball at Brook Ripple. He carried a 3.0 grade point average in junior college and was vice president of the student body.

Harry Davis


Forward/Center

6-7

220

Senior

Cleveland, Ohio



Among the current crop of Seminoles, Harry has the most mileage. Back in the spring of 1976, he went to the Dominican Republic with the Seminoles for a State Department sponsored tour. And last spring he and Carlton Byrd represented Florida State on the USA Metro Conference All Stars who played in the International Cup series. One of the stops for that team was Moscow, Russia.

Harry was a starter until the Stetson game of February 12 when Durham moved him to a sixth man role to provide a spark coming off the bench. He stayed in that role for the final six games and averaged 19 points in each of those games while pulling down 8.2 rebounds.

"I'm undecided what we'll do about Harry for the upcoming season," Durham says. "He has done a very good job as both a starter and sixth man for us. What we do with Harry during the season could very well depend on what some of our other players do early in fall practice."

Davis had a relatively consistent year in '76-77. He scored a career high 31 points at Western Kentucky on January 5. During the 27 game season he hit for twin figures in 23.

Final regular season statistics also gave Harry the rebounding title with a 7.8 average per contest. His high was 15 vs. Santa Clara in the Cable Car Classic while he speared 12 vs. UNC-Charlotte and Dayton.

Davis, who was Florida State's MVP as a sophomore, was the top Seminole shooter from the floor last winter, canning 56.7 percent of his attempts. That was eighth among Division I players in 1975-76 for field goal percentage with 63.8 percent (143 of 224).

CAREER RECORD

Year	G	FGM-FGA	Pct.	FTM-FTA	Pct.	Reb.	Avg.	PF	TP	Avg.
1978-77	27	178-310	.567	50-92	.543	212	7.8	100	402	14.9
1975-76	27	143-224	.638	45-71	.634	167	8.2	80	331	12.3
1974-75	26	104-185	.562	27-41	.659	147	5.7	53	235	9.0
Totals	80	423-719	.588	122-204	.598	526	6.5	233	968	12.1

Mickey Dillard

Guard

6-2

160

Sophomore

Dania, Fla.



The words quickness and Dillard go together where the Seminoles are concerned. The coaching staff gives him the title of the quickest player on the squad.

The coaches believe that before Mickey's career is completed he will be a complete player. Right now he's lacking in certain areas both offensively and defensively, but has displayed a willingness to learn and interest in finding out what is right.

In 1976-77, he was the first substitute off the bench at the guard position. Despite having just one start last season, he still averaged 14 minutes in 25 games. His one start came in the NBC-TV's regionally televised contest with UNC-Charlotte.

Dillard's best game of the season for point production came in the loss at Kentucky where he led the Seminoles with 19. Those workers came before a sellout crowd of 16,615 at Louisville's Freedom Hall. Dillard also hit for double digits against Vermont (13), South Florida (12, at home) and Clemson (11).

He contributes in many other areas besides scoring. He finished the season with 35 assists and 25 steals. And, because of an exceptional leaping ability, he blocked three opponent shots during the campaign.

Basketball has been in Mickey's blood since he was born. His father is the athletic director and assistant basketball coach at Fort Lauderdale Nova High School. Mickey is also the cousin of just graduated starting guard Carlton Byrd.

CAREER RECORD

Year	G	FGM-FGA	Pct.	FTM-FTA	Pct.	Reb.	Avg.	PF	TP	Avg.
1976-77	25	53-110	.481	40-61	.655	29	1.1	53	146	5.8

Eugene Harris

Guard

6-0

180

Senior

Scottsboro, Ala.



At his own request Eugene was red-shirted last season. He asked for the red-shirt season after deciding to change his academic major and realizing it would take an extra year of classes. The fact that the Seminoles were deep at the guard position also influenced his decision to sit out.

Harris has tremendous quickness and is regarded as one of the leading defensive players in Florida. In normal defensive situations, he will draw the leading outside threat for the opposition. When the opponents begin making turnovers off the FSU press he's usually the one to cause the mistake.

Eugene has been a spot starter for head coach Hugh Durham thus far in his career, but is expected to take over the vacated "big" guard position this fall.

"We lost both Carlton Byrd and Wayne Smalls out front," says Durham. "If we are to have a good season we must have someone step in quickly and take over those spots. Eugene is one of the players we are counting upon to get the job done."

Thus far in his career, Harris has not been a prolific scorer. In the '75-76 campaign he averaged 8.0 points per game. The previous year the total was 8.6 while as a freshman he netted 6.8. He has a career shooting percentage of 50.3 from the floor. He has shot nearly 75 percent from the foul line in three previous seasons, making 133 of 178.

CAREER RECORD

Year	G	FGM-FGA	Pct.	FTM-FTA	Pct.	Reb.	Avg.	PF	TP	Avg.
1975-76	27	86-174	.494	44-58	.759	70	2.6	71	216	8.0
1974-75	26	91-179	.508	41-61	.672	80	3.1	77	223	8.6
1973-74	26	65-129	.503	48-59	.814	50	1.9	68	178	6.8
Totals	79	242-481	.503	133-178	.747	200	2.5	216	617	7.8

Tony Jackson

Guard

6-0

160

Sophomore

Lexington, Ky.



There probably isn't a harder worker among the varsity players than this youngster, who came to Florida State with outstanding high school credentials.

While playing at Lexington High School, he earned practically every honor that was available. He was also selected to play for a Kentucky High School all-star team that toured Spain and Russia following his senior season.

Seminole fans who watched him play last season like to compare him with former standout Otto Petty as a field general. Jackson won't be expected to score a lot of points—he averaged 1.4 last season—but look for him to deal out plenty of assists.

"Tony has an uncanny knack of finding the open man," says head coach Hugh Durham. "If he can get the ball off to someone who is open we aren't going to worry about how many points Tony is scoring."

Jackson had problems getting the ball in the hole as a freshman. He connected on just eight of 24 floor shots for 33 percent and 12 of 22 attempts at the charity stripe (54.5 percent).

Like guards Eugene Harris and Mickey Dillard he has good quickness which should put plenty of pressure on the opposition guards as they bring the ball upcourt. Jackson is different than most players in college basketball today—he enjoys a good defensive challenge.

CAREER RECORD

Year	G	FGM-FGA	Pct.	FTM-FTA	Pct.	Reb.	Avg.	PF	TP	Avg.
1976-77	19	8-24	.333	12-22	.545	13	0.6	13	28	1.4

Donnie Kuhl


Forward

6-9

220

Sophomore

Orlando, Fla.



This burly youngster saw limited playing time last season as he adjusted to the college game. Overall, he played in just 12 games for 46 minutes.

"We knew when we signed Donnie that we would have to bring him along slowly," says head coach Hugh Durham. "I'm not at all displeased with Donnie's progress thus far. If he continues to make the improvement this season that he made last year he's going to be an outstanding center-forward for Florida State and will challenge early for a starting spot."

In order to improve his game, Kuhl spent much of his spare time during summer vacation working with weights to help his stamina. He also played a lot in the gyms of Orlando with a former high school teammate—Darryl Dawkins, the outstanding center of the Philadelphia 76ers.

The Seminole coaching staff felt lucky to get Kuhl. He had an outstanding junior year in high school but missed most of his senior season because of a knee injury. For that reason, the Seminoles were one of the few teams that actively pursued his services after the senior season.

Kuhl along with Kris Anderson and Murray Brown will hold down the pivot position this fall. "If we can get any sort of consistency out of Kuhl this winter it will give us the big strong center needed to compete in the Metro," says Durham.

CAREER RECORD

Year	G	FGM-FGA	Pct.	FTM-FTA	Pct.	Reb.	Avg.	PF	TP	Avg.
1978-77	12	5-11	.454	4-4	1.000	19	1.5	13	14	1.1

Hank Mann


Forward

6-5

185

Junior

Chester, Pa.



Mann returns to the squad after playing in just five games last season. Following the game at Missouri on Dec. 11 he was removed from the roster for disciplinary reasons.

Through five games last season Mann had scored 41 points and pulled down 20 rebounds. His single game scoring high was 14 against Missouri Western. He also grabbed 10 rebounds in the same game. Prior to his leaving the squad, Mann operated in a sixth man role for head coach Hugh Durham.

Mann's career has been hindered by he was red-shirted when the Seminoles had an abundance of forwards. In his freshman year, Mann pulled a hamstring muscle before the start of practice and was continually plagued by nagging injuries the rest of the season.

As a freshman, Mann averaged better than five points per game. The Seminole coaching staff believes he has the ability to score inside. A consensus prep All-American, Hank played in Dapper Dan Classic against Moses Malone.

Career Record

YR	G	FGM-FCA	PCT	FTM-FTA	PCT	RBS	AVG	PF	PT	AVG
76-77	5	15-29	.517	11-16	.687	6	0.7	17	41	5.1
75-76	25	58-117	.496	15-25	.600	68	2.4	93	132	5.3

Bobby Parks


Guard

6-0

165

Freshman

Clearwater, Fla.



Bobby could be the real sleeper on this year's Seminole team. After a good career at Clearwater High under coach Jack Wilson, he made everybody sit up and take notice with his play in the national AAU tournament. As the starting point-guard, Parks led his team to the finals of the prestigious national affair against some of the best amateur basketball talent in the land.

Parks has great quickness and is an excellent ball-handler. Durham feels he is one of the most fundamentally sound young players on the club. "All he needs is some playing experience on the major college level and he'll help us," says the coach. "He's not a tricky player but he has the moves and the ability to get the job done. We feel confident after watching his play in the AAU tournament that he will be a tremendous asset to our program."

At only 6-foot, Parks has great leaping ability and has proven that by his ability to dunk the ball. He needs some work on his shooting but with his floor leadership should step in to provide some excellent depth at the point position. Parks is an excellent student who is completing basic studies at Florida State.

James Smith

Forward

6-8

210

Senior

Lake Worth, Fla.



Although he is listed as a forward for the start of the season, it's quite possible this young man will be at the "big" guard position before the campaign begins. Durham and his staff will give Smith a good look out front before making a decision about his playing slot for the year.

Durham likes to call Smith "my coach on the floor. None of our players recognize better than Jim what is taking place. He picks up the defenses quickly which helps in running the offense smoothly."

Jim transferred to the Seminoles from North Carolina where he played as a freshman and journeyed with Tarheels to National Invitation Tournament.

His best point production last season came against Baptist where 16 points went through the cords. Hit double figures in four other games while finishing with a 6.8 scoring average. His 753 minutes playing time was fifth best on squad and just four short of the No. 4 player, graduated guard Wayne Smalls.

Smith's aspiration is to become a Rhodes scholar. Carries a neat 3.9 grade point average in humanities and has recorded just two Bs in academic career.

The early part of Jim's '75-76 career was sidetracked by a broken foot. Prior to that he was a starter, but after that he took a substitute role. Surprisingly, he is the strongest player on the club thanks to spending long hours working with weights.

CAREER RECORD

Year	G	FGM-FGA	Pct.	FTM-FTA	Pct.	Reb.	Avg.	PF	TP	Avg.
1976-77	27	76-173	.439	32-50	.640	141	5.2	95	184	6.8
1975-76	20	21-39	.538	18-21	.762	51	2.6	41	58	2.9
Totals	47	97-212	.457	48-71	.676	182	4.0	137	242	5.1

David Thompson

Forward

6-8

195

Senior

Boston, Mass.



David was the Seminole individual scoring leader and second in the rebounding category last season. This transfer of Lake City Junior College finished the campaign averaging 18.5 points and 7.5 rebounds.

His single game scoring high was 38 vs. South Alabama. That was the fifth best single game scoring effort ever by a Seminole tying him with Ham Wernke and Dave Fedor. He also scored 30 vs. Austin Peay.

Thompson's best rebounding effort came in a 76-65 loss to UNC-Charlotte where he grabbed 15 while scoring 16 points. Also had 13 rebounds against Vermont, 12 vs. San Francisco and 11 against Santa Clara.

David took home his share of hardware from three in-season tournaments during the '76-77 season. He was named to the All-Tournament teams at IPTAY, Cable Car and Vermont Classics. As a sophomore he made the Big Sun All-Tournament squad.

Thompson begins the upcoming season needing just 110 points to join Florida State's 1,000 point club. Only 12 other players have reached that lofty goal. The leading all-time scorer is Jim Oler, who scored 1,820. Among others in the 1,000 point category are Boston Celtic Dave Cowens and current head coach Hugh Durham.

In addition to leading the team in points last season, this fall-away jump shot artist also was number one in blocked shots and steals. He fouled out in just two of 83 games. Finished the season as the second leading scorer in the Metro Conference.

CAREER RECORD

Year	G	FGM-FGA	Pct.	FTM-FTA	Pct.	Reb.	Avg.	PF	TP	Avg.
1976-77	27	230-496	.464	40-69	.579	205	7.5	83	600	18.5
1975-76	27	166-356	.466	58-78	.744	203	7.5	85	390	14.4
Totals	54	396-851	.465	98-147	.668	408	7.5	148	990	18.4

Hugh Durham Head Coach



Florida State basketball head coach Hugh Durham reached a milestone last January 20 when the Seminoles bested South Florida, 97-74, for victory number 200 in his career.

But those who know Durham weren't surprised by the feat. His personality and coaching style have all the ingredients it takes to make a winner.

Strive for perfection is a phrase heard frequently in the Durham vocabulary. He strives for it in his coaching and in his off-the-court activities. It is difficult for him to accept anything short of total effort from himself, the basketball staff, or players.

"I strive for perfection from within myself and look for this attitude to carry over to everyone associated with the program," says Durham.

There is no doubt the Durham philosophy has paid off for the Seminoles. 1977-78 will be his 12th season at the helm of the Florida State University cage program and the report card reads 207-89—outstanding enough to place him among the top 15 in the list of the nation's winningest major coaches.

Durham asks that his clubs "play hard and play together."

"After his career is completed," Durham said, "a player shouldn't have any trouble moving from the collegiate world into his career because he has developed the ability to blend his individual talent into a successful unity."

The 40 year old Florida State graduate does not enjoy a great buddy-buddy relationship with his players while they are enrolled in school.

"It's hard for the players to like me when I'm constantly asking them to strive for perfection both on and off the court," Durham says. "But once they are out of school I think they all realize how valuable my asking for their best was. Several have written after graduation thanking me for the lessons they learned and that means as much to me as a victory."

Challenge is another word that comes right behind perfection in the Durham vocabulary.

"I enjoy coaching because of the challenge that exists," Durham says. "Getting the most out of the abilities of a different group of men each year is a challenge to me."

Durham, who is an avid racquetball player and one of the best amateurs in the state, supports all Seminole athletic teams.

"Not many coaches have been associated with the school at which they coach in the way I have," the Louisville, Kentucky, native says, "first as a student-athlete, then as a coach and always as a believer.

"It pleases me just as much to tell a recruit about the success we've had in football as it does to tell him about our fine basketball teams. The exposure our University received from the football team's Fiesta Bowl appearance in 1972 can't be measured in dollars and cents.

"It also makes me proud to walk into a high school and say that we have the #1 baseball team in the country, that the track program has a two-time national champion like Danny Smith, or that the swimming team has just won a major championship. I was golf coach here for four years so I know something about how much all sports mean to a school and its tradition."

Since taking over the Florida State University program, 12 Durham-coached players have been drafted by the pros and several are still active. The most famous, of course, is NBA all-star and Most Valuable Player, Dave Cowens of the Boston Celtics.

Those players who chose not to go into professional ball have also met with success, with several going on to graduate schools, medical school or law school and others starting coaching careers of their own.

As a Florida State player, Durham was one of the finest guards to play for the Seminoles. His three year varsity scoring total of 1,387 points ranks sixth on the all-time list. He was as much a leader off the court as on, earning membership in the Gold Key Honorary Society and being named to Who's Who Among American Colleges and Universities.

He graduated from Florida State University with bachelor's and master's degrees in business.

Hugh and his wife Malinda have three sons, David, 17, Doug, 13 and Jim, nine.

Durham's Milestones at Florida State

Victory	Date	Opponent	Score
1	Dec. 1, 1966	Valdosta State	62-58
25	Feb. 3, 1968	East Carolina	110-100
50	Dec. 4, 1969	Oregon	100-84
75	Dec. 7, 1970	Southern Mississippi	117-84
100	Jan. 11, 1972	Mercer	96-78
125	Jan. 13, 1973	Cincinnati	78-74
150	Feb. 26, 1974	Fairleigh Dickinson	86-58
200	Jan. 20, 1977	South Florida	97-74

Durham's Record at Florida State

Year	Won	Lost	Pct.
1966-67	11	15	.423
1967-68	19	8	.704
1968-69	18	8	.692
1969-70	23	3	.885
1970-71	17	9	.654
1971-72	27	6	.818
1972-73	18	8	.692
1973-74	18	8	.692
1974-75	18	8	.692
1975-76	22	5	.815
1976-77	16	11	.793
	<hr/>	<hr/>	<hr/>
	207	89	.699

Words From The Coach

THE METRO: "In time the Metro Conference will be recognized as the finest basketball conference in the country. It can't help but succeed when you look at the schools involved. Each is from a large metropolitan area that will help in publicity of conference activities. And, each of the schools involved has a fine athletic tradition.

ROUND ROBIN SCHEDULE: "Certainly playing 12 conference games isn't going to be easy. But each team is in the same predicament. They will have to play at our place and we will have to go there. Even though the conference tournament will determine our representative to the NCAA tournament the regular season games still mean a lot since they will help determine the seeding for our post-season tournament.


CONFERENCE TOURNAMENT: "Our experience wasn't a good one last year since we lost in the first game, but I'm glad we have the tournament. In addition, the conference tournament is good for the fans. Each school brings its own supporters who for three days are going to watch exciting basketball. And, with a large following of fans it brings about a special feeling of school pride.

OFFICIALS: "They have a very tough job and I respect them for what they are doing. It isn't a job I would like to have. We need to have a good group of officials in our conference.

COACHING: "At no time since I started in this business 17 years ago have I dreaded coming into the office. After a loss it isn't particularly fun, but I've never dreaded it.

FSU CAGE PROGRAM: "The program at Florida State is better now than it has been with the league and our new facility being built. The challenge of providing our fans with a winner is now tougher, but we have never experienced the exposure our program is receiving since entering one of the nation's finest conferences.

**Morris
McHone**
Assistant Coach



Morris McHone wears many hats as an assistant basketball coach at Florida State.

He aides head coach Hugh Durham as a coach, recruiter, scout and teacher.

McHone spends a large portion of his time on the road scouting top high school and junior college players who may someday wear a Seminole uniform but he is also a knowledgeable on-the-court member of the staff. He works hard with the younger players in developing their fundamentals.


The Marion, N.C., native also has a special talent in quickly recognizing the oppositions game plan and developing the necessary changes.

McHone attended Wingate Junior College before graduating from Florida State in 1965. He then spent three years coaching in the high school ranks—two seasons at Zephyrhills High School and another at Nova High School in Ft. Lauderdale. While at Nova he was selected Broward County Coach of the Year.

McHone returned to Florida State in 1969 as a graduate assistant and joined the staff full-time a year later. He became Durham's top assistant in 1974.

Morris and his wife, Sharon, have two children.

Larry Gay **Assistant Coach**




Larry Gay has been a part of Florida State basketball for nearly a decade as both a player and an assistant coach.

Gay came to FSU in 1969 as a key member of the Seminole freshman team by scoring 21.9 points a game. He was a three-year member of the varsity and played on the 1971-72 squad which met UCLA in the finals of the national championship.

The Winchester, Ky., native became an assistant coach for Hugh Durham in 1974 and works closely with the big man at both the wing and post positions.

Larry, who graduated from Florida State in 1973 with a degree in social work, married the former Gayle Andrews this summer.

John Sodec **Assistant Coach**



John Sodec, a former high school coach, serves as a part-time assistant coach for the Seminoles.

Sodec joined the Florida State basketball staff prior to the 1976-77 season after compiling an outstanding record in the Florida prep ranks.

During his 10 years at Rickards High School in Tallahassee, Sodec guided his team to a 214-81 record including the 1976 Florida AAA state championship. Four of his teams won better than 26 games in one season with the 1971-72 club showing a 29-3 mark.

His teams also won six district titles and three regional crowns.

Sodec graduated from Jacksonville University in 1962 and later earned his master's degree from Middle Tennessee State University in 1970.

Sodec and his wife, Susan, have two children.

1976-77 Individual Statistics

Won 16, Lost 11 (Home 8-2, Away 5-7, Neutral 3-2)

Name	G	Min	FG-FGA	Pct.	FT-FTA	Pct.	RBS	Avg	PF-D	Pts	Avg
David Thompson	27	856	230-495	.464	40-68	.579	205	7.5	83-2	500	18.5
Harry Davis	27	819	176-310	.567	50-92	.543	212	7.8	100-6	402	14.8
Carlton Byrd	27	978	147-285	.515	98-116	.827	41	1.5	55-0	390	14.4
Wayne Smalls	27	757	129-288	.446	25-31	.838	86	3.1	71-2	204	10.5
Jim Smith	27	753	76-173	.439	32-50	.640	141	5.2	96-4	184	6.8
Kris Anderson	27	585	65-105	.619	31-52	.596	140	5.1	56-2	161	5.9
Mickey Dillard	25	342	53-110	.481	40-51	.855	29	1.1	53-3	146	5.8
Murray Brown	18	133	38-50	.760	10-23	.432	47	2.6	22-0	94	5.2
Tony Jackson	19	128	8-24	.333	12-22	.545	13	0.6	18-0	26	1.4
Donnie Kuhl	12	46	5-11	.454	4-4	1.000	19	1.5	13-0	14	1.1
Mike Kundid	1	1	0-0	.000	1-2	.500	0	0.0	0-0	1	1.0
Dave Verica	7	18	3-7	.428	0-4	.000	2	0.2	1-0	6	0.8
Others	5	81	15-29	.517	11-16	.687	20	4.0	17-2	41	8.2
Team Rebounds							101				
FSU Totals	27	5475	945-1800	.500	361-547	.659	1056	39.1	580-21	2251	83.3
OPP Totals	27	5475	836-1736	.483	405-568	.719	1029	38.1	550-26	2083	77.1

Dead Ball Rebounds—(not included in team totals) FSU 46, Opponents 52

1976-77 Results

Won 16, Lost 11

FSU	Opp.	Team	Attendance	Scoring/Leaders
70	86	Toledo (N)x	5,100	Thompson 18, Smalls 18
92	108	Clemson (A)x	8,100	Davis 20, Thompson 19
109	90	Missouri Western (H)	1,750	Thompson 28, Byrd 17
97	86	Austin Peay (H)	3,000	Thompson 30, Davis 16
63	65	Missouri (A)	5,502	Smalls 14, Davis 14
94	80	Santa Clara (N)y	2,788	Thompson 22, Byrd 18
87	93	San Francisco (A)y	4,122	Thompson 18, Smalls 16
71	72	Army (N)z	1,825	Byrd 19, Thompson 18
78	87	Vermont (A)z	1,435	Byrd 20, Thompson 14
75	78	Louisville (A)	13,009	Thompson 16, Byrd 16
93	73	Western Kentucky (A)	4,800	Davis 31, Thompson 22
83	68	Troy State (H)	3,500	Thompson 16, Smalls 15
69	66	Madison (H)	2,800	Byrd 25, Thompson 14
75	81	Memphis State (A)	10,693	Thompson 23, Davis 18
97	74	South Florida (A)	4,850	Thompson 22, Byrd 21
115	86	South Alabama (H)	3,500	Thompson 38, Smalls 16
70	77	Jacksonville (A)	4,100	Thompson 28, Smith 10
65	76	UNC-Charlotte (H)	3,500	Davis 17, Thompson 18
66	65(et)	Mercer (A)	2,000	Davis 17, Smalls 14, Byrd 14
139	72	Baptist (H)	2,500	Brown 27, Byrd 23, Thompson 20
57	97	Kentucky (A)	16,615	Dillard 18, Davis 12
67	80(et)	Stetson (A)	6,078	Davis 24, Thompson 18
76	71	Dayton (N)	1,000	Davis 26, Thompson 14
64	70	Jacksonville (H)	2,500	Smalls 15, Brown 13
103	72	South Florida (H)	2,300	Thompson 18, Byrd 17
91	87	Oral Roberts (H)	3,200	Byrd 30, Davis 24, Thompson 21
67	72	Georgia Tech (N)*	5,424	Davis 23, Byrd 10

x IPTAY Tournament

y Cable Car Classic

z Vermont Classic

* Metro Tournament

1976-77 Game-by-Game Scoring

	FSU	Opp.	Thompson	Smallis	Davis	Byrd	Smith	Dillard	Anderson	Jackson	Kuhl	Brown
Toledo	70	68	19	18	10	8	8	3	0	-	-	-
Clamson	92	108	19	8	20	16	7	11	4	0	0	-
Missouri Western	109	80	29	15	7	17	6	9	6	0	2	-
Austin Peay	97	86	30	10	16	11	8	4	6	-	-	-
Missouri	63	65	9	14	14	4	9	0	9	0	0	0
Santa Clara	94	80	22	12	17	18	10	4	11	0	-	0
San Francisco	87	93	18	16	14	14	12	6	8	-	-	-
Army	71	72	18	0	10	19	12	8	4	0	-	-
Vermont	76	67	14	2	12	20	10	13	2	-	2	1
Louisville	75	78	16	14	11	16	8	6	4	0	-	-
Western Kentucky	93	73	22	4	31	11	6	1	12	0	0	8
Troy State	83	89	16	15	15	9	6	9	9	2	0	2
Madison	89	66	14	12	4	25	5	7	2	-	-	0
Memphis State	75	81	23	10	18	15	5	0	2	2	-	-
South Florida	97	74	22	10	13	21	8	9	10	0	0	2
South Alabama	115	88	38	16	15	15	6	6	4	8	0	6
Jacksonville	70	77	28	6	4	9	10	2	1	-	0	10
UNC-Charlotte	65	76	16	8	17	12	6	2	4	-	-	0
Mercer	66	65	9	14	17	14	6	-	6	0	-	0
Baptist	139	72	20	15	11	23	16	9	4	6	4	27
Kentucky	57	97	10	2	12	4	2	19	4	2	0	2
Stetson	87	80	18	12	24	12	4	0	7	-	-	10
Dayton	78	71	14	8	26	11	3	2	12	0	-	-
Jacksonville	64	70	12	15	7	10	0	4	2	1	-	13
South Florida	103	72	18	8	10	17	8	12	10	4	6	10
Oral Roberts	91	87	21	6	24	30	0	-	10	0	-	-
Georgia Tech	72	87	5	14	23	10	3	0	8	3	-	1

Air Force

Falcon Facts

Location:	Air Force Academy, Colorado
Nickname:	Falcons
Conference:	Independent
Enrollment:	4,400
Home Court:	Cadet Field House (6,600)
Colors:	Silver and Blue
Athletic Director:	Col. John Clune
Head Coach:	Maj. Hank Egan (Navy '60)
Coach's Record:	78-72
Assistants:	Capt. Greg Popovich, Capt. Sam Peshut, Maj. Reggie Minton
Sports Info. Dir.:	Hal Bateman (office 303/472-2313, home 303/475-0344)
1976-77 Record:	12-15

Air Force Roster

Name	Pos.	Ht.	Wt.	Yr.	Hometown
Rudy Blazicko	F	6-5	190	So.	Hamburg, N.Y.
Andy Busch	C	6-8	225	Jr.	Las Vegas, Nev.
Bob Djokovich	G	6-3	185	Sr.	Gary, Ind.
Chris Golob	C	6-6	185	So.	Sunnyside, Wash.
Randy Griicus	C	6-7	185	Jr.	Hint, Mich.
Eddie Harzick	G	6-1	175	So.	Wetherly, Pa.
Dan McCoy	G	6-3	180	So.	Milwaukee, Wisc.
Rande Read	F	6-4	180	Sr.	Sterling, Col.
Steve Saleck	G	6-0	184	So.	Minneapolis, Minn.
Tom Schneeberger	F	6-8	200	Sr.	Ann Arbor, Mich.
Keith Woodfork	G	5-11	170	Sr.	Sacramento, Cal.

1977-78 Schedule

Nov. 25	at Pan American	Feb. 2	Pan American
Nov. 28	Northern Illinois	Feb. 4	at Oklahoma City
Nov. 30	Colorado	Feb. 7	at Northern Colorado
Dec. 3	at Texas Tech	Feb. 11	at Marquette
Dec. 7	Regis	Feb. 13	Valparaiso
Dec. 10	at Colorado State	Feb. 18	Creighton
Dec. 15	St. Cloud State	Feb. 22	De Paul
Dec. 30-31	at Pillsbury Classic	Feb. 25	Denver
Jan. 3	Lewis	Feb. 28	Southern Colorado
Jan. 11	San Diego		
Jan. 14	at Maryland		
Jan. 17	Wyoming		(Home Games in Bold)
Jan. 19	Cleveland State		
Jan. 24	at Denver		
Jan. 28	at Utah State		

Cincinnati

Bearcat Facts

Location:	Cincinnati, Ohio
Nickname:	Bearcats
Conference:	Metro
Enrollment:	38,638
Home Court:	Riverfront Coliseum (17,000)
Colors:	Red and Black
Athletic Director:	William F. Jenike
Head Coach:	Gale Catlett (West Virginia '63)
Coach's Record:	109-34
Assistants:	Gary McPherson, Mike Brown, Al Hmiel
Sports Info. Director:	Mike Ricciardi (office 513/475-5091, home 513/-3344)
1976-77 Record:	26-5

Cincinnati Roster

Name	Pos.	Ht.	Wt.	Yr.	Hometown
Curtis Cabbell	F	6-4	200	Sr.	Charleston, W. Va.
Steve Collier	G	6-4	180	Sr.	Hanover, Ind.
Pat Cummings	F-C	6-8	230	Jr.	Johnstown, Pa.
Lionel Harvey	G-F	6-5	205	Fr.	West Hempstead, N.Y.
Keith Hemens	G	6-3	175	So.	Queens, N.Y.
Greg Johnson	F	6-6	205	Fr.	Cincinnati, Ohio
Mike Jones	F	6-5	205	Sr.	Charleston, W. Va.
David Kennedy	G	6-2	165	Fr.	Pittsburgh, Pa.
Eddie Lee	G	6-4	180	So.	Queens, N.Y.
Bob Miller	C	6-10	215	Sr.	Louisville, Ky.
Bobby Sherlock	G	5-11	160	Jr.	Watervliet, N.Y.
Mick Shoemaker	G	6-0	175	Jr.	Bourneville, Ohio

1977-78 Schedule

Nov. 26	Akron	Jan. 28	West Virginia
Dec. 1	North Carolina A & T	Jan. 30	Tulane
Dec. 3	Biscayne	Feb. 2	at St. John's (New York)
Dec. 6	Miami (Ohio)	Feb. 4	at Louisville
Dec. 12	Eastern Kentucky	Feb. 9	Georgia Tech
Dec. 17	at North Carolina	Feb. 11	at Dayton
Dec. 21	Austin Peay	Feb. 13	Xavier (N)
Dec. 27	Florida State	Feb. 15	at St. Louis
Jan. 2	at Georgia Tech	Feb. 18	at Marquette
Jan. 4	at Tulane	Feb. 26	at Duquesne
Jan. 7	Louisville	Mar. 2-4	Metro Tournament
Jan. 10	St. Louis		
Jan. 14	at Memphis State		(Home Games in Bold)
Jan. 17	at Florida State		
Jan. 21	Memphis State		
Jan. 23	Pittsburgh		

Fairleigh Dickinson

Knight Facts

Location:	Rutherford, New Jersey
Nickname:	Knights
Conference:	Independent
Enrollment:	19,000
Home Court:	FDU Gymnasium (1,250)
Colors:	Columbia Blue, Maroon and white
Athletic Director:	Robert Metz (acting)
Head Coach:	Al LoBalbo (Iowa '42)
Coach's Record:	101-82
Assistants:	Richard Wiseman, Peter Tierney
Sports Info. Director:	Jay Horwitz (office 201/836-6300, home 201/546-5088)
1976-77 Record:	13-13

Fairleigh Dickinson Roster

Name	Pos.	Ht.	Wt.	Yr.	Hometown
Otis Antram	F	6-5	190	Sr.	Jamaica, N.Y.
Craig Delaney	F	6-5	180	Jr.	Deer Park, N.Y.
Ricky Gomez	G	6-4	180	Jr.	Elizabeth, N.J.
Seth Greenberg	G	6-0	170	Sr.	Plainview, N.Y.
Jeff Hunt	G	6-3	170	Sr.	Pompton Lakes, N.J.
Jay Jorgensen	F	6-5	205	Sr.	Colonia, N.J.
Ron Kern	G	6-3	170	So.	Boonton, N.J.
George Lighty	F	6-4	195	Sr.	Washington, D.C.
Steve Makwinski	G	6-2	190	Sr.	Sayreville, N.J.
Rocco Margosian	C	6-0	210	So.	Bronx, N.Y.
Phil O'Donnell	G	6-0	170	So.	Bayonne, N.J.
Ken Webb	F	6-5	170	Fr.	Irvington, N.J.
Howard Wilson	G	6-1	160	Sr.	Jersey City, N.J.

1977-78 Schedule

Nov. 26	at West Virginia	Jan. 28	at St. Francis (Pa.)
Dec. 3	at Niagara	Feb. 1	Drexel
Dec. 7	at Kansas	Feb. 4	Long Island
Dec. 17	at St. Francis (N.Y.)	Feb. 8	Siena
Dec. 22	North Carolina A & T	Feb. 11	at Boston U.
Dec. 27-28	at New Jersey Classic	Feb. 15	at Bridgeport
Dec. 30	at Iona	Feb. 18	at North Carolina- Wilmington
Jan. 2	at Utah	Feb. 22	Catholic
Jan. 3	at Utah State	Feb. 25	at St. Peter's
Jan. 7	Maine	Feb. 28	at Wagner
Jan. 11	at Florida State		
Jan. 14	Northeastern		
Jan. 18	Montclair State		
Jan. 23	Morgan State		
Jan. 26	at Buffalo		

(Home Games in Bold)

Georgia Tech

Georgia Tech Facts

Location:	Atlanta, Georgia
Nickname:	Yellow Jackets
Conference:	Metro 7
Enrollment:	9,500
Colors:	Old Gold and White
Athletic Director:	Doug Weaver
Head Coach:	Dwane Morrison
Assistants:	Jay Nidiffer, Roger Banks
Sports Info. Dir.:	Jim Schultz
1976-77:	18-10

Georgia Tech Roster

Name	Pos.	Ht.	Wt.	Yr.	Hometown
Toby Nidiffer	G	5-10	166	So.	Marietta, Ga.
Tico Brown	F-G	6-5	181	Jr.	Kokomo, Ind.
Kerry O'Brien	G	6-1	170	Jr.	Louisville, Ky.
Billy Smith	G	6-0	172	Jr.	Benton, Ill.
Bill Allgood	C	6-7	218	Sr.	Marietta, Ga.
Rob Noyes	C	6-7	220	So.	Marion, N.C.
Mickey Morrison	G	6-0	180	Jr.	Atlanta, Ga.
John Mann	G-F	6-4	183	So.	Normal, Ill.
Lenny Horton	F	6-7	183	So.	Union, N.J.
Sammy Drummer	F	6-5	220	Jr.	Shelby, Miss.
Jeff Riley	G	6-6	195	Fr.	Wheelwright, Ky.

1977-78 Schedule

Nov. 25	Georgia	Jan. 14	at Louisville
Nov. 28	U.N.C. at Wilmington	Jan. 18	at Tulane
Nov. 30	Baptist College	Jan. 21	at St. Louis
Dec. 3	Georgia State	Jan. 24	Memphis State
Dec. 13	DePauw	Jan. 28	St. Louis
Dec. 16	*Dayton Tournament	Feb. 1	Auburn
Dec. 17	*Dayton Tournament	Feb. 9	at Cincinnati
Dec. 21	Davidson at Charlotte	Feb. 11	Tulane
Dec. 28	+Maryland	Feb. 14	Louisville
	Tournament	Feb. 18	at Memphis State
Dec. 28	+Maryland	Feb. 21	at Florida State
	Tournament	Feb. 25	Florida State
Jan. 2	Cincinnati	Mar. 2-4	Metro 7 Tournament
Jan. 9	Southern Miss.		at Cincinnati
Jan. 11	at Georgia		

(Home Games in Bold)

- * Dayton Tournament—At Dayton: Georgia Tech, Dayton, Oregon, San Diego State
- + Maryland Tournament—At College Park: Georgia Tech, Maryland, Western Kentucky, St. John's

Louisville

Cardinal Facts

Location:	Louisville, Kentucky
Nickname:	Cardinals
Conference:	Metro
Enrollment:	16,600
Home Court	Freedom Hall (16,433)
Colors:	Red, Black and White
Athletic Director:	Dave Hart
Head Coach:	Denny Crum (UCLA '60)
Coach's Record:	138-37
Assistants:	Bill Olson, Jerry Jones, Wade Houston
Sports Info. Dir.:	Gary Tuell (office 502/588-6581, home 502/361-9697)
1976-77 Record:	21-7

Roster

Name	Pos.	Ht.	Wt.	Yr.	Hometown
Bob Albertson	F	6-6	190	Fr.	Plymouth, Ind.
Tony Branch	G	6-0	175	Sr.	Michigan City, Ind.
Roger Burkman	G	6-5	175	Fr.	Indianapolis, Ind.
Daryl Cleveland	F	6-7	190	Fr.	Thomasville, Ga.
Greg Deuser	G	6-1	170	Fr.	New Albany, Ind.
Ricky Gallon	C	6-11	215	Sr.	Tampa, Fla.
Darrell Griffith	G-F	6-3½	190	So.	Louisville, Ky.
Marty Pulliam	C	6-10	225	Fr.	Harrodsburgh, Ky.
David Smith	F	6-7	180	Sr.	Milltown, Ind.
Bobby Turner	G-F	6-4	200	So.	Louisville, Ky.
Larry Williams	F	6-7½	190	Jr.	Chicago, Ill.
Rick Wilson	G-F	6-4	200	Sr.	Louisville, Ky.

1977-78 Schedule

Nov. 30	at Providence	Feb. 20	St. Louis
Dec. 3	Vanderbilt	Feb. 23	Ball State
Dec. 7	at Michigan	Feb. 25	Memphis
Dec. 10	Robert Morris		
Dec. 13	Purdue		(Home Games in Bold)
Dec. 19	Dayton		
Dec. 22	Marquette		
Dec. 28	Holiday Classic		
Dec. 29	Holiday Classic		
Jan. 3	at Memphis State		
Jan. 7	at Cincinnati		
Jan. 11	at S. Carolina		
Jan. 14	Georgia Tech		
Jan. 18	SW Louisiana		
Jan. 22	Florida State 2:00 p.m.		
Jan. 26	at Tulane		
Jan. 28	Nevada-Las Vegas		
Feb. 1	at Marshall		
Feb. 4	Cincinnati		
Feb. 7	Tulane		
Feb. 11	at St. Louis		
Feb. 14	at Georgia Tech		
Feb. 18	at Florida State		

Memphis State

Tiger Facts

Location:	Memphis, Tennessee
Nickname:	Tigers
Conference:	Metro
Enrollment:	22,200
Home Court:	Mid-South Coliseum (11,800)
Colors:	Blue and Gray
Athletic Director:	Billy J. Murphy
Head Coach:	Wayne Yates (Yale '61)
Coach's Record:	61-25
Assistants:	Verties Sails, John Robinson
Sports Info. Director:	Jack Rugbee (office 901/454-2337, home 901/452-9648)
1976-77 Record:	20-9

Memphis State Roster

Name	Pos.	Ht.	Wt.	Yr.	Hometown
James Bradley	F	6-8	205	Jr.	Memphis, Tenn.
Buster Hancock	G	6-0	175	Sr.	Memphis, Tenn.
Darrell Hollimon	G	6-2	176	Sr.	Memphis, Tenn.
Dennis Isbell	C-F	6-8	209	So.	Blytheville, Ark.
John Kilzer	G	6-6	190	Jr.	Jackson, Tenn.
Rodney Lea	F	6-6	185	Jr.	Philadelphia, Pa.
Steve Meacham	F-C	6-8	220	Jr.	Philadelphia, Pa.
Lee Sanders	G	6-0	167	So.	Memphis, Tenn.
Alvin Wright	G	5-10	170	Sr.	Memphis, Tenn.

1977-78 Schedule

Nov. 28	North Eastern	Jan. 14	Cincinnati
	Oklahoma State	Jan. 21	at Cincinnati
Nov. 29	Midwestern University	Jan. 24	at Georgia Tech
Dec. 1	S. Mississippi	Jan. 28	at Tulane
Dec. 3	Northeast Louisiana	Jan. 31	St. Louis
Dec. 5	at Western Kentucky	Feb. 4	Tulane
Dec. 8	Mansfield State	Feb. 6	Florida State
Dec. 10	at Baylor	Feb. 11	at Florida State
Dec. 12	Jacksonville	Feb. 18	Georgia Tech
Dec. 16-17	at Sun Bowl	Feb. 23	at St. Louis
Dec. 20	Ole Miss	Feb. 25	at Louisville
Dec. 22	Georgia State	Mar. 2-4	at Metro Conference Tournament
Dec. 28	at Dayton		
Dec. 31	Arkansas		
Jan. 3	Louisville		

(Home Games in Bold)

Minnesota

Golden Gopher Facts

Location:	Minneapolis, Minnesota
Nickname:	Golden Gophers
Conference:	Big Ten
Enrollment:	48,000
Home Court:	Williams Arena (17,500)
Colors:	Maroon and Gold
Athletic Director:	Paul Giel
Head Coach:	Jim Dutcher (Michigan '57)
Coach's Record:	40-13
Assistants:	Jimmy Williams, Terry Kunze
Sports Info. Director:	Bob Peterson (office 612/373-5236, home 612/757-1538)
1975-77 Record:	24-3

Minnesota Roster

Name	Pos.	Ht.	Wt.	Cl.	Hometown
David Carroll	F	6-7	201	Jr.	LaGrange, Ill.
Bill Duffy	G	6-4	191	Fr.	Pamona, Cal.
Chris Engler	C	6-10	226	Fr.	Stillwater, Minn.
Rodney Hargest	G	5-10	151	Fr.	Minneapolis, Minn.
William Harmon	G	6-4	171	Jr.	Detroit, Mich.
James Jackson	G	6-4	206	So.	Chicago, Ill.
Rockney Johnson	F	6-6	187	So.	Duluth, Minn.
Dan Kosmoski	G	6-0	171	Jr.	Owatonna, Minn.
Ed Lamar	G	6-2	166	Fr.	Plant City, Fla.
Steve Lingenfeiter	F	6-8	201	So.	Bloomington, Minn.
Osborne Lockhart	G	6-2	188	Sr.	Nassau, Bahamas
Allan Mann	F	6-6	191	So.	Detroit, Mich.
Kevin McHale	F	6-11	224	So.	Hibbing, Minn.
Brian Pederson	F	6-10	216	Fr.	Prior Lake, Minn.
Mike Thompson	C	6-10	226	Sr.	Nassau, Bahamas
Ricky Wallace	G	6-2	181	Fr.	Springfield, Mass.
Dave Winey	F	6-10	219	Sr.	Nashua, N.H.

1977-78 Schedule

Nov. 26	at South Carolina	Jan. 28	at Northwestern
Nov. 28	Eastern Kentucky	Feb. 2	Iowa
Nov. 30	at Loyola	Feb. 4	Northwestern
Dec. 6	Marquette	Feb. 9	Wisconsin
Dec. 19	Nebraska	Feb. 11	at Iowa
Dec. 21	at South Florida	Feb. 16	at Illinois
Dec. 30-31	Pillsbury Classic	Feb. 18	Purdue
Jan. 5	at Michigan State	Feb. 19	Louisville
Jan. 7	at Michigan	Feb. 32	at Ohio State
Jan. 12	Indiana	Feb. 25	at Indiana
Jan. 14	Ohio State	Mar. 2	Michigan
Jan. 19	Illinois	Mar. 4	Michigan State
Jan. 21	at Wisconsin		
Jan. 26	at Purdue		

(Home Games in Bold)

Missouri

Tiger Facts

Location:	Columbia, Missouri
Nickname:	Tigers
Conference:	Big Eight
Enrollment:	23,325
Home Court:	Hearnes Center (12,639)
Colors:	Old Gold and Black
Athletic Director:	Dr. Mel Sheehan
Head Coach:	Norm Stewart (Missouri '56)
Coach's Record:	272-137
Assistants:	Gene Jones, George Scholz, Gary Garner
Sports Info. Director:	Bill Callahan (office 314/882-6501, home 314/442-5826)
1976-77 Record:	21-8

Missouri Roster

Name	Pos.	Ht.	Wt.	Yr.	Hometown
Carl Ames	F	6-8	200	Fr.	Annapolis, Md.
Curtis Berry	F	6-8½	195	Fr.	Selma, Ala.
Greg Boone	G	6-4	180	So.	Minneapolis, Minn.
Jeff Currie	G	6-3	170	Sr.	Dayton, Ohio
Tom Dore	C	7-2	215	So.	Franklin Park, Ill.
Larry Drew	G	6-1	170	So.	Kansas City, Kan.
Brad Droy	F	6-7	195	Jr.	Troy, Ill.
Clay Johnson	F	6-4	165	Sr.	Kansas City, Mo.
Doug Orman	F	6-6	190	So.	Kansas City, Mo.
Stan Ray	C	6-9	214	Jr.	Cape Girardeau, Mo.
Robert Roundtree	G	6-2	180	So.	Kennett, Mo.
Kenn Stoeber	G	6-0	175	Fr.	St. Charles, Mo.
Steve Wallace	G	6-3	180	Fr.	Baltimore, Md.
Kevin Williams	C	6-10	195	Fr.	Nevada, Mo.

1977-78 Schedule

Nov. 28	Midwestern State	Jan. 28	at Iowa State
Dec. 2-3	Show-Me Classic	Feb. 1	Oklahoma
Dec. 6	at Illinois	Feb. 4	at Oklahoma State
Dec. 10	at Alabama	Feb. 8	at Kansas
Dec. 16	California-Poly State	Feb. 11	Nebraska
Dec. 19	Valparaiso	Feb. 15	at Colorado
Dec. 21	at Florida State	Feb. 18	at Kansas State
Dec. 27-30	at Big Eight Holiday Tournament	Feb. 25	Iowa State
Jan. 7	Kansas	Feb. 28	at Big Eight Post-Season Tournament
Jan. 9	Marquette		
Jan. 11	at Oklahoma		Home games in bold
Jan. 14	Oklahoma State		
Jan. 18	Colorado		
Jan. 21	at Nebraska		
Jan. 25	Kansas State		

Navy

Midshipmen Facts

Location:	Annapolis, Maryland
Nickname:	Midshipmen
Conference:	Independent
Enrollment:	4,300
Home Court:	Halsey Field House (5,300)
Colors:	Navy Blue and Gold
Athletic Director:	J. O. Coppedge
Head Coach:	Bob Hamilton (Wittenberg '63)
Coach's Record:	132-49
Assistants:	Mike Beitzel, Harold Cronauer, Jack Williams
Sports Info. Director:	Tom Bates (office 301/268-6226, home 301/647-5977)
1976-77 Record:	13-11

Navy Roster

Name	Pos.	Ht.	Wt.	Yr.	Hometown
Rob Anston	G	6-2½	180	Fr.	Reston, Va.
Brian Burlingame	C	6-7	205	So.	Dunmore, Pa.
Chris Dougherty	G	6-0	180	Sr.	Radnor, Pa.
John Gashay	C	6-8	197	Fr.	Racine, Wisc.
Chuck Greene	G	6-3	170	Fr.	Anaheim, Calif.
Bruce Grooms	C	6-1½	175	So.	Maple Heights, Ohio
Grant Herrick	F	6-5	200	Fr.	Los Alamos, N.M.
Chuck Kuzma	F	6-3	195	Jr.	Hershey, Pa.
Hank Kuzma	F	6-7	205	Sr.	Hershey, Pa.
Jon McGlockin	G	6-4	190	So.	Franklin, Ind.
Bobby Scott	G	6-2	180	Sr.	Chesapeake, Va.
Kevin Sinnett	F	6-6	220	Jr.	Annapolis, Md.
Vic Smith	G	6-1	175	So.	Shady Side, Md.
Jack Stumborg	G	6-3	195	Jr.	St. Louis, Mo.
Rick Wilder	G	6-1	175	Jr.	Baltimore, Md.

1977-78 Schedule

Nov. 27-28	Tip-Off	Jan. 21	Yale
Nov. 30	Princeton	Jan. 28	at Fordham
Dec. 3	at Pennsylvania	Jan. 31	Georgia Washington
Dec. 7	at Merchant Marine Academy	Feb. 8	William & Mary
Dec. 10	at Old Dominion	Feb. 9	at Catholic University
Dec. 16-17	at Birmingham Classic	Feb. 11	Penn State
Dec. 29	at Valparaiso	Feb. 13	Lycoming
Dec. 30	at Butler	Feb. 15	at American University
Jan. 4	Muhlenberg	Feb. 18	Manhattan
Jan. 7	Maryland (Balto. Co.)	Feb. 25	at Army
Jan. 11	at Georgetown		(Home Games in Bold)
Jan. 14	St. Francis (Pa.)		
Jan. 18	Temple		

Oral Roberts

Titan Facts

Location:	Tulsa, Oklahoma
Nickname:	Titans
Conference:	Independent
Enrollment:	3,500
Home Court:	Mabee Center (10,575)
Colors:	Blue, White and Gold
Athletic Director:	Bob Brooks
Head Coach:	Lake Kelly (Georgia Tech '58)
Coach's Record:	110-52
Assistant Coach:	Larry Reid
Sports Info. Director:	Andrew Fulman (office 918/492-3713)
1976-77 Record:	21-7

Oral Roberts Roster

Name	Pos.	Ht.	Wt.	Yr.	Hometown
Gluck Dahms	C	6-9	225	So.	River Forest, Ill.
Arthur Graham	F	6-7	190	So.	Brooklyn, N.Y.
Mark Henslee	F	6-8	195	So.	Charleston, S.C.
John Hollinden	C	7-5	215	So.	Evensville, Ind.
Jeff Holtgrewe	G	6-1	170	Sr.	Mt. Pleasant, Iowa
Carleton Hurdle	C	6-11	205	Jr.	Ft. Worth, Tex.
Antonio Martin	F	6-8	195	So.	Indianapolis, Ind.
Elvis Rolle	F	6-8	217	So.	Ft. Pierce, Fla.
John Showman	G	6-4	180	Fr.	Dallas, Tex.
Albert Spencer	C	6-9	217	So.	Washington, D.C.
Ben Uzzell	G	6-2	185	Jr.	Goldsboro, N.C.
Billy Van Horn	G	6-0	165	Jr.	Albuquerque, N.M.
Lionel Worrell	G	6-4	195	Sr.	Brooklyn, N.Y.
Rodney Wright	G	5-10	170	Fr.	Washington, D.C.

1977-78 Schedule

Nov. 28	Middle Tennessee State	Jan. 21	Virginia Tech
Dec. 3	Louisiana State	Jan. 24	at Dreke
Dec. 5	at West Texas State	Jan. 28	at Oklahoma City
Dec. 8	at Kansas State	Jan. 30	Tulsa
Dec. 10	Texas A & M	Feb. 4	at DePaul
Dec. 13	at Oklahoma State	Feb. 8	at Illinois State
Dec. 15	at Tulsa	Feb. 11	Hardin-Simmons
Dec. 20	Kansas	Feb. 13	at Auburn
Dec. 27-30	at All College Tournament	Feb. 18	at North Texas State
Jan. 3	Columbia	Feb. 22	Austin Peay State
Jan. 7	Wichita State	Feb. 25	Oklahoma City
Jan. 14	North Texas State	Feb. 27	Florida State
Jan. 16	Lamar		

(Home Games in Bold)

Florida Stat

1977-78 Bask

No.	Name	Pos.	Ht.	Wt.
43	Kris Anderson	F-C	6-8	205
20	James Bozeman	F	6-5	190
34	Murray Brown	F	6-7	190
12	Jerry Cox	G	6-4½	175
42	Harry Davis	F-C	6-7	220
22	Mickey Dillard	G	6-2	160
32	Eugene Harris	G	6-0	180
23	Tony Jackson	G	6-0	160
33	Donnie Kuhl	C	6-9	220
14	Hank Mann	F	6-5	185
11	Bobby Parks	G	6-0	165
24	James Smith	F	6-6	210
10	David Thompson	F	6-8	195

Numerical Roster

No.	Name	Pos.
3	Doug Worthington	G
10	David Thompson	F
11	Bobby Parks	G
12	Jerry Cox	G
14	Hank Mann	F
20	James Bozeman	F
22	Mickey Dillard	G
23	Tony Jackson	G
24	James Smith	F
32	Eugene Harris	G
33	Donnie Kuhl	C
34	Murray Brown	F
42	Harry Davis	F-C
43	Kris Anderson	F-C

Pronunciation Guide

James Bozeman BOZ - man
Mickey Dillard DILL - ard
Donnie Kuhl Cool

e University

etball Roster

Class	Age	VL	Hometown
So.	19	1	Yulee, Fla.
Fr.	18	-	Tallahassee, Fla.
So.	19	-	Tampa, Fla.
Jr.	19	-	Indianapolis, Ind.
Sr.	20	3	Cleveland, Ohio
So.	19	1	Dania, Fla.
Sr.	21	3	Scottsboro, Ala.
So.	19	1	Lexington, Ky.
So.	19	1	Orlando, Fla.
Jr.	21	1	Chester, Pa.
Fr.	18	-	Clearwater, Fla.
Sr.	21	2	Lake Worth, Fla.
Sr.	20	2	Boston, Mass.

LETTERMEN LOST:

Carlton Byrd, Guard, 5-8 (14.4 pts.; 1.5 rebs)
Wayne Smalls, Guard, 6-2 (10.5 pts.; 3.1 rebs)

LETTERMEN RETURNING:

David Thompson, Forward, 6-8, Senior (18.5 pts.; 7.5 rebs)
Harry Davis, Forward, 6-7, Senior (14.8 pts.; 7.8 rebs)
Jim Smith, Forward, 6-6, Senior (6.8 pts.; 5.2 rebs)
Kris Anderson, Center, 6-9 Sophomore (5.9 pts.; 5.1 rebs)
Mickey Dillard, Guard, 6-2, Sophomore (5.8 pts.; 1.1 rebs)
Murray Brown, Forward, 6-7, Sophomore (5.2 pts.; 2.6 rebs)
Tony Jackson, Guard, 6-0, Sophomore (1.4 pts.; 0.6 rebs)
Donnie Kuhl, Center, 6-9, Sophomore (1.1 pts.; 1.5 rebs)

RETURNING SQUAD MEMBERS:

Eugene Harris, Guard, 6-0, Senior (8.0 pts.; 3.8 rebs) (75-76 statistics)

SIGNEES:

James Bozeman, Forward, 6-5, Tallahassee, Fla.
Jerry Cox, Guard, 6-4½, Junior, Wabash Valley Junior College
Bobby Parks, Guard, 6-0, Freshman, Clearwater, Fla.

Rollins

Tar Facts

Location:	Winter Park, Florida
Nickname:	Tars
Conference:	Sunshine State
Enrollment:	1,400
Home Court:	Erhart-Alumni Field House (2,500)
Colors:	Royal Blue and Gold
Athletic Director:	Joe Justice
Head Coach:	Mark Freidinger (Rollins '71)
Coach's Record:	First Year
Assistant:	Tom Klusman
Sports Info. Director:	Randy Xenakis (office 305/646-2202)
1976-77 Record:	18-6

Rollins Roster

Name	Pos.	Ht.	Wt.	Yr.	Hometown
Mike Ambrose	F	6-5	193	Jr.	Mentor, Ohio
Hayward Bryant	G	6-1	187	Fr.	Tampa, Fla.
Paul Calloway	C	6-8	220	Jr.	Appleton, Wisc.
Brian Campbell	G	6-1	187	Jr.	Lake Orion, Minn.
Steve Campbell	G	6-0	180	Jr.	West Orange, N. J.
Jay Colling	G	6-2	170	Sr.	Winter Park, Fla.
Victor Crawford	F	6-4	190	So.	Daytona Beach, Fla.
Larry Crouch	F	6-4	180	So.	Pekin, Ill.
Tom Durkee	F	6-4	190	Jr.	Clearwater, Fla.
Manuel Faria	G-F	6-0	184	Jr.	Perth Amboy, N.J.
Craig Hood	G	6-3	175	So.	Houston, Tex.
Bill Kennedy	G	6-0	170	So.	Melbourne, Fla.
Bob Klusman	G	6-1	185	Sr.	Cincinnati, Ohio
Tim Mahoney	G	6-3	170	So.	Cincinnati, Ohio
Jim Masse	G	6-2	210	Fr.	Pekin, Ill.
Bob Morris	F	6-4	185	Sr.	Cincinnati, Ohio
Merk Orr	F	6-3	180	So.	Mt. Dora, Fla.
Mark Peabody	F	6-3	185	So.	Bethesda, Md.
Kyle Rich	F	6-6	210	So.	Cincinnati, Ohio
Jonathan Sahn	G	5-10	145	So.	Atlantic Beach, N.Y.
Robert Szelman	G	5-10	155	So.	Indiantonic Fla.
Dirk Twine	F	6-3	195	Sr.	Tampa Fla.
Bob Zyburt	F	6-6	206	So.	Marion Grove, Ill.

1977-78 Schedule

Nov. 26	Flagler	Jan. 13	Pfeiffer College
Nov. 28	at Florida State	Jan. 14	Ashland College
Dec. 1	Muskingum College	Jan. 18	St. Leo
Dec. 3	at North Carolina-Charlotte	Jan. 21	Florida Tech
Dec. 5	at Davidson College	Jan. 24	at Eckerd College
Dec. 7	Southern Benedictine	Jan. 26	Biscayne College
Dec. 9	Florida Institute of Tech	Jan. 28	at Flagler
Dec. 10	Mount Union College	Feb. 1	at Florida Southern
Dec. 28-29	Tangerine Bowl	Feb. 4	at St. Leo
	Tournament	Feb. 8	at Florida Tech
Jan. 4	Northern Kentucky State	Feb. 11	Eckerd College
Jan. 7	at Bethune-Cookman	Feb. 14	at Florida Institute of Tech
Jan. 10	at Biscayne College	Feb. 18	Florida Southern
		Feb. 20-23	Sunshine State Conference

Samford

Bulldog Facts

Location:	Birmingham, Alabama
Nickname:	Bulldogs
Conference:	Independent
Enrollment:	4,000
Home Court:	Birmingham Classic (17,500)
Colors:	Crimson and Blue
Athletic Director:	H. Evan Zeiger
Head Coach:	Fred J. Crowell (Idaho '64)
Coach's Record:	37-61
Assistants:	Donald King, Danny Beard
Sports Info. Director:	Bill Nunnelle (office 205/870-2921, home 205/879-7237)
1976-77 Record:	7-19

Samford Roster

Name	Pos.	Ht.	Wt.	Cl.	Hometown
Olis Aust	G	8-0	178	So.	Birmingham, Ala.
Robbin Bumbry	F	6-7	220	Fr.	Quincy, Ill.
Jeff Caba	F	6-5	220	Sr.	Aliquippa, Pa.
Brian Coleman	F-G	6-5	185	Fr.	Decatur, Ala.
Tim Francis	G	6-3	180	Fr.	Trussville, Ala.
Mark Giombetti	G	6-2	185	So.	Cocoa Beach, Fla.
Andre Jackson	G	5-10	155	Jr.	Moulton, Ala.
Steve Khan	C	6-10	225	Fr.	Independence, Mo.
Jack McGill	F-G	6-4	100	Sr.	Lake Butler, Fla.
Jake Rivers	C	8-9	205	Sr.	Monroeville, Ala.
Dale Smith	F	6-6	200	Fr.	Brewster, Wash.
Marvin Stewart	G	6-3	195	Jr.	Riverside, Cal.
Ervin Terry	G	5-11	165	Sr.	Milwaukee, Wisc.
Rick Della Vedova	C	8-10	215	Fr.	Davenport, I.
William Williams	G	6-2	165	Jr.	Fairfield, Ala.

1977-78 Schedule

Nov. 28	at Tennessee	Jan. 26	Jacksonville, Fla.
Dec. 1	South Florida	Jan. 28	at Stetson
Dec. 3	Murray State	Jan. 30	at Georgia Southern
Dec. 5	Mississippi	Feb. 6	Birmingham-Southern
Dec. 8	Carroll, Wisc.	Feb. 11	at Jacksonville, Fla.
Dec. 18-17	Birmingham Classic	Feb. 13	at Mercer
Dec. 20	at Virginia Commonwealth	Feb. 16	Southern Mississippi
Jan. 2	Southern Tech	Feb. 18	at Wisconsin-Milwaukee
Jan. 4	at Texas Tech	Feb. 20	Baptist of Charleston
Jan. 5	at Hardin-Simmons	Feb. 24	Virginia Commonwealth
Jan. 9	South Carolina State	Feb. 27	Georgia Southern
Jan. 14	Denver		(Home Game in Bold)
Jan. 18	at Southern Mississippi		
Jan. 21	Mercer		
Jan. 23	Virginia Tech		

Seton Hall

Pirate Facts

Location:	South Orange, New Jersey
Nickname:	Pirates
Conference:	New York-New Jersey 7
Enrollment:	10,000
Home Court:	Walsh Auditorium (3,400)
Colors:	Blue and White
Athletic Director:	Richard Regan
Head Coach:	William Raftery (LaSalle '65)
Coach's Record:	97-89
Assistant:	Hoddy Mahon
Sports Info. Director:	Larry Keefe (office 201/762-9000, home 201/731-7026)
1976-77 Record:	18-11

Seton Hall Roster

Name	Pos.	Ht.	Wt.	Yr.	Hometown
Andy Arrington	F	6-6	210	Fr.	Cincinnati, Ohio
Jan Boyle	F	6-2	190	Jr.	Westfield, N.J.
Mark Coleman	F	6-4	185	Jr.	East Orange, N.J.
John Davis	G	6-1	180	Fr.	Norwalk, Conn.
Randy Duffin	F-G	6-4	176	Sr.	Enola, Pa.
Nick Galis	G	6-0	169	Jr.	Union City, N.J.
Ed Janeczak	G	6-0	170	So.	Passaic, N.J.
Pete Jeremich	F	6-7	215	Sr.	Manalapan, N.J.
Tony Massaro	C	6-8	205	Fr.	Roselle, N.J.
Mike McDonnell	F	6-4	180	Jr.	Hackettstown, N.J.
Dan Mobbs	G	6-4	180	Jr.	Haworth, N.J.
Dewan Scott	C	6-9	220	Jr.	Los Angeles, Cal.
John Semerad	F	6-5	215	Jr.	Staten Island, N.Y.
Greg Tynes	G	6-1	154	S	Orange, N.J.

1977-78 Schedule

Nov. 26	Lowell	Jan. 21	Fairleigh Dickinson
Nov. 30	at Rutgers	Jan. 25	Wagner
Dec. 3	Providence (N)	Jan. 28	Army
Dec. 6	at Catholic U.	Feb. 1	Niagara
Dec. 9-10	at Big Sun Tournament	Feb. 4	at Canisius
Dec. 17	CCNY	Feb. 8	Fordham
Dec. 20	Cal-Bakersfield	Feb. 11	at Fairfield
Dec. 27-28	at Rutgers Invitational	Feb. 14	at Columbia
Jan. 4	at St. John's	Feb. 16	Belmont Abbey
Jan. 10	Princeton	Feb. 18	Holy Cross
Jan. 14	St. Francis (N.Y.)	Feb. 22	St. Peter's (N)
Jan. 18	Georgetown	Feb. 28	Manhattan

(Home Games in Bold)

St. Leo

Monarch Facts

Location:	St. Leo, Florida
Nickname:	Monarchs
Conference:	Sunshine State
Enrollment:	975
Home Court:	Bowman Activities Center (2,000)
Colors:	Forest Green and Old Gold
Athletic Director:	Norm Keye
Head Coach:	Norm Keye (Northern Illinois '53)
Coach's Record:	237-176
Sports Info. Director:	Norm Keye (office 904/588-2800, home 904/567-1648)
1876-77 Record:	16-10

St. Leo Roster

Name	Pos.	Ht.	Wt.	Yr.	Hometown
Manny Correa	G	6-0	169	Sr.	Rio Piedras, P.R.
John Fitzgerald	C	6-8	200	Sr.	Chicago, Ill.
Kevin McDonald	F	6-5	180	So.	Nassau, Bahamas
Will Mullins	F	6-3	195	Jr.	St. Petersburg, Fla.
Ralph Nelson	F	6-2	175	Sr.	Naperville, Ill.
Mick O'Donnell	F	6-5	205	So.	Palos Height, Ill.
Bruce Peters	F	6-5	190	Sr.	Brandon, Fla.
Will Paterson	G	5-8	155	Jr.	Seminole, Fla.
John Pohlgors	C	6-7	195	Fr.	Ft. Mitchell, Ky.
Antonio Portilla	G	6-3	165	Fr.	Ponce, P.R.
John Richards	G	6-0	165	Fr.	Ft. Lauderdale, Fla.
Robert Roper	G	5-11	160	Fr.	Delmar, N.J.
Terry Thompson	G	5-8	150	Fr.	Nassau, Bahamas
Mike White	G	5-11	160	So.	Long Beach, N.J.
Mike Woods	F	6-3	195	Jr.	Troy, N.Y.

1977-78 Schedule

Nov. 25-26	at Valdosta State Tournament	Feb. 14	at Florida Southern
Dec. 1	at David Lipscomb	Feb. 16	Biscayne
Dec. 3	at Tennessee Tech	Feb. 18	Florida Tech
Dec. 5	at Florida State	Feb. 20-23	Sunshine State Tournament
Dec. 10	Bethune-Cookman		
Jan. 5	Pembroke State		(Home Games in Bold)
Jan. 8	Tiffin		
Jan. 9	Pfeiffer		
Jan. 14	at Flagler		
Jan. 16	Valdosta State		
Jan. 18	at Rollins		
Jan. 21	at Eckerd		
Jan. 23	at Bethune-Cookman		
Jan. 25	Oakland City		
Jan. 28	Florida Southern		
Jan. 31	at Florida Tech		
Feb. 4	Rollins		
Feb. 7	Eckerd		
Feb. 9	Flagler		
Feb. 11	at Biscayne		

St. Louis

Billiken Facts

Location:	St. Louis, Missouri
Nickname:	Billikens
Conference:	Metro
Enrollment:	10,200
Home Court:	Kel Auditorium (10,000)
Colors:	Blue and White
Athletic Director:	Dick McDonald
Head Coach:	Ron Coleman (Missouri '67)
Coach's Record:	First Year
Assistant:	Mitch Haskins
Sports Info. Director:	Dick O'Connor (office 314/535-3300, home 314/985-8722)
1976-77 Record:	7-19

St. Louis Roster

Name	Pos.	Ht.	Wt.	Yr.	Hometown
Mark Alcorn	G	6-0	150	Fr.	St. Louis, Mo.
Everna Carr	G	6-2	175	Sr.	Orangeburg, S. C.
Ricky Frazier	F	6-8	195	Fr.	Charleston, Mo.
Jim Glass	G	6-2	170	So.	Pacific, Mo.
Curtis Hughes	F	6-5	185	Sr.	St. Louis, Mo.
Howard Jackson	F-C	6-7	195	Sr.	St. Louis, Mo.
Carl Johnson	F	6-5	205	Sr.	St. Louis, Mo.
Mike Newbold	G	6-2	160	Sr.	Herrin, Ill.
Johnnie Parker	C	6-8	190	So.	St. Louis, Mo.
Rick Plate	F	6-5	175	So.	St. Louis, Mo.
Mark Rohde	F	6-6	205	So.	St. Louis, Mo.
Craig Shover	F-G	6-4	175	So.	Louisville, Ky.
Mike Smith	G	5-11	160	Fr.	Charleston, Mo.
Henry Tiggs	F	6-5	180	So.	Chicago, Ill.
Milt Wiley	G	5-11	165	So.	Belleville, Ill.

1977-78 Schedule

Nov. 26	Illinois State	Jan. 26	at Florida State
Dec. 1	at Indiana State	Jan. 28	at Georgia Tech
Dec. 2	at Missouri-St. Louis	Jan. 31	at Memphis State
Dec. 8	at Detroit	Feb. 4	Florida State
Dec. 10	Oklahoma City	Feb. 6	Wisconsin-Milwaukee
Dec. 17	at Kansas	Feb. 8	at Southern Illinois
Dec. 29	Tulsa	Feb. 11	Louisville
Dec. 30	Missouri-St. Louis	Feb. 15	Cincinnati
Jan. 5	Columbia	Feb. 18	Tulane
Jan. 7	SIU-Edwardsville	Feb. 20	at Louisville
Jan. 10	at Cincinnati	Feb. 23	Memphis State
Jan. 14	at Marquette	Feb. 25	at Tulane
Jan. 16	at DePaul		
Jan. 21	Georgia Tech		(Home Games in Bold)

South Alabama

Jaquar Facts

Location:	Mobile, Alabama
Nickname:	Jaquars
Conference:	Sun Belt
Enrollment:	8,000
Home Court:	Mobile Municipal Auditorium (10,200)
Colors:	Red, White and Blue
Athletic Director:	Dr. Mel Lucas
Head Coach:	Cliff Ellis (Florida State '68)
Coach's Record:	35-19
Assistants:	Robert Trammell, Drayton Miller
Sports Info. Director:	Garry Summers (office 206/460-7121, home 206/666-4535)
1976-77 Record:	17-10

Southern Alabama Roster

Name	Pos.	Ht.	Wt.	Yr.	Hometown
Greg Bouyer	G	6-3	185	Sr.	Gary, Ind.
John Brown	C	6-9	240	Sr.	Henderson, N.C.
Kevin Courtney	G	6-2	180	Sr.	Elwood, Ind.
Ronnie Davis	F	6-6	195	So.	Pompano Beach, Fla.
Johnny Farmer	F	6-7	200	Sr.	McKeysville, Ga.
Don Hogan	G	5-11	165	So.	North Babylon, N.Y.
Thomas Ledford	F	6-8	220	Sr.	Ft. Campbell, Ky.
John Mallard	F	6-6	230	Sr.	Cairo, Ga.
John May	F	6-8	220	Fr.	Gulfport, Miss.
Ed Rains	F	6-6	185	Fr.	Ocala, Fla.
Garry Reese	G	6-2	175	Sr.	Houston, Tex.
George Torres	G	6-3	185	Jr.	New York, N.Y.
Rory White	F	6-8	210	Fr.	Tuskegee, Ala.
Scott Williams	F	6-5	190	Fr.	Warner Robins, Ga.

1977-78 Schedule

Nov. 28	Oakland	Jan. 23	South Florida
Dec. 3	Campbell	Jan. 26	at New Orleans
Dec. 10	at Texas Tech	Jan. 30	Georgia State
Dec. 12	at Houston Baptist	Feb. 2	at Florida State
Dec. 15	Louisiana Tech	Feb. 4	at Georgia State
Dec. 17	at Texas-Arlington	Feb. 8	Georgia Southern
Dec. 28-29	Senior Bowl Tournament	Feb. 13	Jacksonville
Jan. 2	Missouri-Kansas City	Feb. 15	at Louisiana Tech
Jan. 5	New Orleans	Feb. 20	at North Carolina- Charlotte
Jan. 9	North Carolina- Charlotte	Feb. 23-25	at Sun Belt Conference Tournament
Jan. 12	at Georgia Southern	Feb. 28	Spring Hill College
Jan. 14	at South Florida		
Jan. 16	at Jacksonville		(Home Games in Bold)
Jan. 18	North Carolina- Wilmington		

South Florida

Brahman Bull Facts

Location: Tampa, Florida
Nickname: Brahman Bulls
Conference: Sun Belt
Enrollment: 22,000
Home Court: Curtis Hixon (5,830)
Colors: Gold and Green
Athletic Director: Dr. Richard Bowers
Head Coach: Chip Conner (Virginia '64)
Coach's Record: 28-26
Assistants: Scott McCandlish, Dan Peterson
Sports Info. Director: John Rennaker (office 813/974-2125, home 813/576-7784)
1976-77 Record: 9-18

South Florida Roster

Name	Pos.	Ht.	Wt.	Yr.	Hometown
Arthur Cartwright	F	6-4	185	Fr.	Miami, Fla.
Joe Coffey	G	5-11	170	Fr.	Orlando, Fla.
Carl Davis	F	6-6	175	Fr.	Fort Lauderdale, Fla.
William Gainer	F	6-5	180	Fr.	Fort Lauderdale, Fla.
Cal Glover	G	6-0	160	Sr.	Franklinton, N.C.
Penny Greene	G	6-1	165	Sr.	Greenbelt, Md.
Bryan Johnson	G	6-2	170	Jr.	Clearwater, Fla.
Buzz Moultry	G	6-3	190	Fr.	Hialeah, Fla.
David Niemann	G	6-3	195	Sr.	Speedway, Ind.
Mika Shoemaker	F	6-7½	180	Jr.	Belle Glade, Fla.
Steve Stanford	C	6-11	240	Sr.	Akron, Ohio
Andy Thompson	F	6-8	195	Fr.	Nassau, Bahamas
Rick Wagner	F	6-5	200	Sr.	Seminole, Fla.

1977-78 Schedule

Nov. 29	at Biscayne	Jan. 12	Maine
Dec. 1	at Samford	Jan. 14	South Alabama
Dec. 3	at Auburn	Jan. 18	at Jacksonville
Dec. 6	at Eckard	Jan. 21	at New Orleans
Dec. 9-10	Big Sun Tournament	Jan. 23	at South Alabama
Dec. 15	Florida Southern	Jan. 26	Florida Tech
Dec. 17	UNC-Charlotte	Feb. 1	New Orleans
Dec. 19	Stetson	Feb. 5	at UNC-Charlotte
Dec. 21	Minnesota	Feb. 11	at Stetson
Dec. 27-30	at Golden Dome Classic	Feb. 16	at Georgia State
Jan. 2	Bowling Green	Feb. 18	Florida Tech
Jan. 4	Georgia State	Feb. 24-26	Sun Belt Tournament
Jan. 7	Jacksonville		

(Home Games in Bold)

Texas A & M

Aggie Facts

Location:	College Station, Texas
Nickname:	Aggies
Conference:	Southwest
Enrollment:	30,000
Home Court:	G. Rollie White Coliseum (7,500)
Colors:	Maroon and White
Athletic Director:	Emory Bellard
Head Coach:	Shelby Metcalf (East Texas State '53)
Coach's Record:	211-147
Assistants:	Norman Reuther, Bob Gobin
Sports Info. Director:	Spec Gammon (office 713/845-5725, home 713/846-5925)
1978-77 Record:	14-14

Texas A & M Roster

Name	Pos.	Ht.	Wt.	Yr.	Hometown
Brian Barrott	F	6-5	195	Sr.	Bryan, Tex.
Keith Carter	F	6-5	190	Sr.	Youngstown, Ohio
Albert Culton	F	6-6	190	Fr.	Ennis, Tex.
Willie Foreman	P	6-7	210	Sr.	Houston, Tex.
Karl Godine	G	6-4	185	Jr.	Houston, Tex.
Dave Goff	G	5-10	160	So.	Homewood, Ill.
Doug Pederson	P	6-10	215	So.	Prior Lake, Minn.
Joey Robinson	F	6-5	190	Jr.	Tulsa, Okla.
John Schlicher	G	6-3	175	So.	Ft. Worth, Tex.
Vernon Smith	F	6-6	205	Fr.	Dallas, Tex.
Wally Swanson	P	6-8	220	Jr.	Martinton, Ill.
Steve Sylestine	G	6-4	180	So.	Clear Lake, Tex.
Jervis Williams	F	6-6	190	Jr.	Houston, Tex.
Rynn Wright	P	6-7	210	Fr.	Dallas, Tex.

1977-78 Schedule

Nov. 28	Angelo State
Dec. 1	Southwest Texas State
Dec. 3	Houston Baptist
Dec. 6	Sam Houston State
Dec. 10	at Oral Roberts
Dec. 16-17	at Birmingham Classic
Dec. 27-30	at All College Tournament
Jan. 9	at Baylor
Jan. 11	Houston
Jan. 14	SMU
Jan. 17	at Arkansas
Jan. 21	Texas Tech
Jan. 23	at Texas
Jan. 25	at TCU
Jan. 28	Rice
Feb. 1	at SMU
Feb. 4	at Houston
Feb. 7	Arkansas
Feb. 11	Texas Tech
Feb. 13	at Texas
Feb. 15	TCU
Feb. 21	at Rice

(Home Games in Bold)

Troy State

Trojan Facts

Location:	Troy, Alabama
Nicknames:	Trojans
Conference:	Gulf South
Enrollment:	11,000
Home Court:	Sartain Hall (3,500)
Colors:	Cardinal, Silver and Black
Athletic Director:	Robert Stewart
Head Coach:	Wes Bizilia (Livingston '59)
Coach's Record:	57-49
Assistant:	Joe Hollis
Sports Info. Director:	Gary Stogner (office 205/566-3000, home 205/566-5033)
1976-77 Record:	15-14

Troy State Roster

Name	Pos	Ht.	Wt.	Yr.	Hometown
Terry Baker	G	6-1	175	So.	Bergersville, Ind.
Murphy Brown	F	6-4	168	Sr.	Decatur, Ala.
Paul Bussman	G	6-4	175	Jr.	Cullman, Ala.
Bryan Cruce	G	6-5	170	Fr.	Florence, Ala.
Louis Faison	F	6-5½	180	So.	Belleview, Fla.
David Finley	F	6-5½	215	Fr.	Huntsville, Ala.
Walter Gipson	C	6-8	250	So.	Ponce De Leon, Fla.
Marvin Hall	F	6-4	185	So.	Daphna, Ala.
Jiles Hands	G	6-0	170	Jr.	Monroeville, Ala.
Eddie Jones	G	6-4	195	Jr.	Hanson, Ky.
Jim Means	C	6-6	195	Jr.	Whiteland, Ind.
Marvin Sales	F	6-4	200	Sr.	Decatur, Ala.
Larry Snowden	G	6-0	180	Jr.	Monroeville, Ala.
Randy Wood	G	6-2	165	Jr.	Whiteland, Ind.

1977-78 Schedule

Nov. 28	at Austin Peay	Jan. 27	Southeastern Louisiana
Dec. 1	at Florida State	Jan. 28	Nicholls State
Dec. 3	at Georgia	Jan. 31	West Georgia
Dec. 5	at Oglethorpe	Feb. 2	at Mississippi College
Dec. 7	at Huntingdon	Feb. 4	Delta State
Dec. 10	at Delta State	Feb. 6	Livingston State
Dec. 12	at Livingston State	Feb. 11	at Nicholls State
Jan. 5	St. Ambrose	Feb. 13	at Southeastern Louisiana
Jan. 10	Huntingdon College	Feb. 17	at Jacksonville State
Jan. 13	Jacksonville State	Feb. 21	Mississippi College
Jan. 14	at West Georgia	Feb. 25	Tennessee at Martin
Jan. 21	at Tennessee at Martin	Feb. 27	North Alabama
Jan. 23	at North Alabama		

(Home Games in Bold)

Tulane

Green Wave Facts

Location:	New Orleans, Louisiana
Nickname:	Green Wave
Conference:	Metro
Enrollment:	9,043
Home Court:	Louisiana Superdome (19,000)
Colors:	Olive Green and Sky Blue
Athletic Director:	Hindman Wall
Head Coach:	Roy Danforth (Southern Mississippi '62)
Coach's Record:	158-88
Assistants:	Tom Green, Jim Lewis, John Bobgier
Sports Info. Director:	M. L. Lagarde (office 504/856-4392, home 504/885-7867)
1976-77 Record:	10-17

Tulane Roster

Name	Pos.	Ht.	Wt.	Yr.	Hometown
Mike Danforth	G	6-1	180	Jr.	Anderson, Ind.
Eric Dozier	F	6-7	200	Fr.	Washington, D. C.
Jack Fletcher	G	6-2	165	Jr.	Santa Ana, Cal.
Marc Fletcher	G	6-5	190	Jr.	Collinsville, Ill.
Pierre Gaudin	G	6-1	155	Sr.	New Orleans, La.
Craig Harris	G	5-9	150	Fr.	Alexandria, Va.
Keith Houston	C	6-8	210	Jr.	Morrisville, Pa.
Clarence James	F	6-8	195	Fr.	Tampa, Fla.
George Kloak	F	6-5	210	Jr.	Chicago, Ill.
Gary Lorio	F	6-5	200	So.	New Orleans, La.
Terry McLean	C	6-11	205	Sr.	Toledo, Ohio
Carlos Zuniga	F	6-5	195	So.	New Orleans, La.

1977-78 Schedule

Dec. 3	at Mississippi	Jan. 28	Memphis State
Dec. 5	Robert Morris	Jan. 30	at Cincinnati
Dec. 7	at Louisiana State	Jan. 31	at Southern Mississippi
Dec. 10	at Southern Methodist	Feb. 4	at Memphis State
Dec. 18	Louisiana State	Feb. 7	at Louisville
Dec. 20	Old Dominion	Feb. 11	at Georgia Tech
Dec. 23	North Carolina	Feb. 14	Southern Mississippi
Dec. 30-31	at Pillsbury Classic	Feb. 18	at St. Louis
Jan. 4	Cincinnati	Feb. 22	at Virginia
Jan. 7	Florida State	Feb. 25	St. Louis
Jan. 12	Denver		
Jan. 14	at Florida State		(Home Games in Bold)
Jan. 16	Georgia Tech		
Jan. 18	at New Orleans		
Jan. 26	Louisville		

UNC-Charlotte

49er Facts

Location:	Charlotte, North Carolina
Nickname:	49ers
Conference:	Sun Belt
Enrollment:	8,000
Home Court:	Charlotte Coliseum (11,888)
Colors:	Green and White
Athletic Director:	Lee Rose
Head Coach:	Lee Rose (Transylvania '58)
Coach's Record:	212-58
Assistants:	Everett Bass, Mike Pratt
Sports Info. Director:	David Taylor (office 704/597-2354)
1976-77 Record:	28-5

Charlotte Roster

Name	Pos.	Ht.	Wt.	Yr.	Hometown
Todd Crowley	G-F	6-4	170	So.	Charlotte, N.C.
George Davone	F-C	6-8	215	Fr.	Clinton, N.C.
James George	C	6-9	214	Fr.	Tampa, Fla.
Jeff Gruber	G	6-2	155	Sr.	Cary, N.C.
Mike Hester	F	6-7	190	So.	Burlington, N.C.
Chad Kinch	G	6-4	185	So.	Perth Amboy, N.J.
Kevin King	F	6-7	200	Jr.	Lakewood, N.J.
Donnie Koonce	G	6-3	180	Fr.	Clinton, N.C.
Lew Massey	F	6-6	202	Sr.	Charlotte, N.C.
Guy Neal	G	6-3	180	Fr.	Wellington, Ohio
Phil Scott	F	6-7	170	So.	Columbia, Md.
Roland					
Van Dan Bergh	F	6-9	212	Fr.	Chicago, Ill.
Lee Whitfield	G	6-2	180	So.	Charlotte, N.C.
Jerry Winston	G	5-9	150	Jr.	Jersey City, N.J.

1977-78 Schedule

Nov. 25	at Illinois	Feb. 5	South Florida
Nov. 30	at Mississippi	Feb. 8	St. Francis (Pa.)
Dec. 3	Rollins	Feb. 11	Marshall
Dec. 5	Appalachian State	Feb. 13	Florida State
Dec. 9-10	First Union Invitational	Feb. 16	at Virginia Commonwealth
Dec. 17	at South Florida	Feb. 18	at Buffalo State
Dec. 19	at Georgia State	Feb. 20	South Alabama
Dec. 29-30	at Koa Classic	Feb. 24-26	Sun Belt Conference Tournament
Jan. 5	at Dayton	Mar. 2	UNC-Wilmington
Jan. 7	at New Orleans		
Jan. 9	at South Alabama		
Jan. 14	at Jacksonville		
Jan. 16	New Orleans		(Home Games in Bold)
Jan. 21	at UNC-Wilmington		
Jan. 23	Georgia State		
Jan. 28	Jacksonville		

West Virginia

Mountaineer Facts

Location: Morgantown, West Virginia
 Nickname: Mountaineers
 Conference: Eastern Eight
 Enrollment: 20,000
 Home Court: WVU Coliseum (14,000)
 Colors: Old Gold and Blue
 Athletic Director: Dr. Leland E. Byrd
 Head Coach: Joady Gardner (West Virginia '59)
 Assistants: Jim Amick, Steve Steinwedel, Bob Huggins
 Sports Info. Director: Ron Steiner (office 304/293-2821, home 304/599-9096)
 1976-77 Record: 18-11

West Virginia Roster

Name	Pos.	Ht.	Wt.	Yr.	Hometown
Sid Bostick	F	6-6	190	Sr.	Jeannette, Pa.
Joe Fryz	G	6-2	180	So.	Corapolis, Pa.
Donnie Gipson	F	6-7	200	Fr.	Aliquippa, Pa.
Victor Herbert	G	6-5	195	Fr.	Logan, W. Va.
Dennie Hosoy	F	6-6	190	So.	Midland, Pa.
Jess Hutson	G	5-11	175	Sr.	Uniontown, Pa.
Junius Lewis	C	6-11	225	Jr.	Richmond, Va.
Lewes Moore	G	6-1	170	So.	Mt. Vernon, N.Y.
Greg Nance	F	6-8	205	Fr.	Washington, D.C.
Dana Perno	G	6-2	175	Jr.	Uniontown, Pa.
Tommy Roberts	F	6-6	190	Sr.	Swissvale, Pa.
Maurice Robinson	C-F	6-7	215	Sr.	Welch, W. Va.

1977-78 Schedule

Nov. 26	Fairleigh Dickinson	Jan. 28	at Cincinnati
Nov. 30	at William & Mary	Jan. 30	Penn State
Dec. 3	Villanova	Feb. 2	at Rutgers
Dec. 7	CCNY	Feb. 4	at Massachusetts
Dec. 9-10	at Big Sun Invitational	Feb. 8	Pitt
Dec. 19	Athletes in Action (Charleston)	Feb. 11	Syracuse
Dec. 21	at Ohio State	Feb. 15	at Penn State
Dec. 30	at Cleveland State	Feb. 18	St. Francis (N.Y.)
Jan. 4	at Pitt	Feb. 20	Marshall
Jan. 6	George Washington	Feb. 22	Virginia Tech
Jan. 9	Duquesne	Mar. 2-4	at Eastern Athletic Association Tournament
Jan. 11	at Virginia Tech		
Jan. 14	Rider		(Home Games in Bold)
Jan. 18	at Duquesne		
Jan. 21	Temple		
Jan. 25	at Notre Dame		

Series Records

Team	W	L	1st Mtg.	Date	Last Meeting Site	Score
Air Force	0	1	1983	12-20-83	N	53-78
Alabama	5	7	1935	12-20-75	N	22-78
Arizona	7	0	1970	12-31-70	H	95-85
Arkansas State	1	1	1953	2-20-54	H	78-88
Army	1	2	1968	12-26-75	N	71-72
Auburn	9	14	1968	12-29-66	A	58-67
Austin Peay	1	0	1976	12-4-76	H	97-86
Baptist	2	0	1976	2-6-77	H	123-77
Baylor	2	0	1964	12-15-77	N	85-87
Bohio	0	1	1955	3-9-55	N	88-110
Birmingham Southern	0	7	1949	1-21-50	A	45-55
Boysie	6	0	1970	1-20-75	A	85-85
Boston University	1	0	1955	12-20-65	N	88-52
Bradley	0	1	1955	12-8-56	A	66-90
Brigham Young	0	1	1972	12-29-72	N	77-80
California-Irvine	1	0	1971	1-30-71	H	82-69
California-Santa Barbara	1	0	1965	12-18-66	H	62-61
California State-Bakersfield	1	0	1974	2-18-74	H	99-88
Central	1	1	1974	1-25-75	A	74-81
Centenary	7	3	1957	2-8-64	A	72-79
Central (Mo.)	0	7	1949	12-15-52	H	59-82
Charleston	2	0	1948	12-8-50	A	74-84
Chattanooga	2	0	1963	2-1-75	H	111-70
Cincinnati	1	2	1972	2-10-73	A	62-89
Claret	4	4	1968	2-7-68	A	53-50
Clatsop	6	6	1961	11-27-76	A	92-108
Colorado State	1	0	1975	12-30-75	N	84-54
Connecticut	1	0	1972	1-8-73	H	91-55
Connecticut St. Teachers	1	0	1950	12-14-50	H	75-88
Crofton	0	1	1964	12-29-64	N	77-85
Culver-Stockton	0	1	1951	12-8-51	H	58-59
Dartmouth	3	1	1969	2-18-77	N	75-71
David Lipscomb	1	1	1950	1-8-51	A	72-88
Denver	1	0	1972	1-3-72	N	82-70
DePaul	0	1	1964	12-28-64	N	44-57
Duquesne	0	1	1949	12-29-49	A	57-59
Duke	0	1	1954	1-3-54	A	75-57
Duquesne	1	1	1970	2-4-65	N	82-58
East Carolina	1	0	1968	2-3-68	H	110-100
East Tennessee State	1	3	1955	1-8-72	H	108-53
Eastern Kentucky	8	1	1966	12-8-76	A	66-69
Evansville	1	1	1948	2-28-48	H	62-48
Evansville	0	1	1967	12-30-67	A	51-75
Fairleigh Dickinson	1	0	1974	2-26-74	H	89-58
Florida	5	18	1951	12-30-69	N	88-83
Florida Presbyterian	1	0	1967	12-2-67	A	92-56
Florida Southern	19	9	1948	1-29-72	H	81-63
Furman	5	2	1967	2-6-64	H	87-48
Georgetown	2	0	1969	1-8-72	H	101-70
George Washington	1	0	1967	12-29-67	N	94-83
Georgia	18	9	1961	2-5-66	H	87-89
Georgia Savannah State	0	2	1948	7-17-48	H	82-44
Georgia Southern (Ga. Teachers)	17	4	1947	2-27-75	H	104-71
Georgia State	3	0	1975	2-21-76	H	92-70
Georgia Tech	10	5	1963	3-3-77	N	67-72
Hawaii	1	2	1969	12-22-71	A	75-81
Hofstra	3	0	1968	1-18-76	H	107-71
Houston	2	3	1962	1-8-74	A	74-75
Illinois State	2	1	1974	2-12-76	H	102-81
Indiana	0	1	1975	12-8-75	A	59-83
Indiana State	0	1	1973	12-21-73	N	92-93
Jacksonville (Ala.) State	2	0	1951	12-4-54	H	108-78
Jacksonville	18	17	1959	2-23-77	H	84-70
Kent	0	1	1966	12-9-66	A	48-62
Kansas State	0	1	1968	12-10-68	A	68-81
Kent State	1	1	1968	2-8-70	A	80-75
Kentucky	2	3	1948	2-7-77	A	57-97
Lambuth	0	2	1948	2-28-48	N	49-65
Lamar Tech	1	0	1965	12-1-65	H	79-68
Louisiana State	2	2	1957	12-16-67	N	130-100
Louisville	1	5	1960	1-3-77	A	75-78
Louisville of New Orleans	8	13	1951	3-5-66	A	82-83
Madison	7	0	1976	1-12-77	H	89-88
Manhattan	2	0	1983	1-11-71	H	96-68
Marquette	0	1	1987	12-18-87	A	68-76
Marshall	1	3	1966	12-7-74	H	90-63
Memphis State	7	12	1953	1-15-77	A	75-81
Merced	12	8	1948	1-31-77	A	66-65
Miami (Ohio)	0	1	1970	12-10-70	N	64-87
Miami	23	21	1952	7-27-71	A	94-100
Michigan	0	1	1951	3-15-51	N	60-91
Midwest	7	0	1949	1-28-50	N	82-45
Minnesota	1	0	1972	3-18-72	N	79-58
Mississippi	1	1	1951	2-14-51	A	75-78
Mississippi College	5	1	1948	2-18-51	A	77-64
Mississippi State	3	3	1981	12-21-88	N	71-79
Missouri	0	1	1976	12-11-76	A	63-65
Missouri Western	1	0	1976	11-30-76	H	109-80
Montana State	1	0	1955	3-7-55	N	93-84

Monmouth State	1	1	1957	1-30-60	H	76-76
Morningside	1	0	1966	12-18-65	H	104-83
Marion State	1	1	1957	2-3-69	A	71-68
New Hampshire	1	0	1968	12-31-69	H	104-57
New Mexico	1	1	1974	1-22-75	A	79-84
New York University	1	0	1959	12-30-66	N	85-83
North Carolina	1	8	1965	2-15-74	N	64-104
North Carolina State	0	2	1965	1-10-67	A	68-64
North Carolina-Chapel Hill	0	1	1977	1-29-77	H	65-76
Northwestern	1	0	1972	11-23-72	N	91-73
Oglethorpe	2	1	1949	12-1-78	H	112-63
Ohio State	0	3	1961	11-26-68	H	86-83
Ohio University	1	1	1958	12-21-74	H	67-60
Oklahoma City	4	2	1968	12-30-72	A	84-80
Oklahoma State	0	1	1964	12-18-64	N	55-60
Oral Roberts	1	0	1977	3-1-77	H	91-87
Oregon	1	0	1969	12-4-69	H	100-84
Oregon State	3	0	1969	12-29-75	N	75-78 (forfeited)
Palm Beach Atlantic	1	0	1975	12-13-75	H	109-62
Penn State	1	0	1966	1-28-66	H	95-73
Penn State National	2	0	1970	1-31-72	H	109-83
Penn State Harrisburg	0	2	1964	1-26-62	H	62-64
Penn State Schuylkill	1	0	1972	12-25-72	N	70-60
Pepperdine	3	0	1964	1-2-71	H	101-62
Phillips 66 Oilers	0	2	1966	2-16-63	H	73-87
Pittsburgh	0	1	1973	11-8-73	A	80-82
Pittston	0	1	1972	12-16-72	N	59-61
Purdue	1	0	1974	12-27-75	N	69-66
Rice	3	2	1961	1-20-68	A	80-83
Richmond	1	3	1962	12-29-67	A	114-61
Rollins	19	2	1961	12-2-75	H	90-47
Rutgers	1	0	1967	12-22-67	H	87-79
St. Louis	1	0	1972	1-4-72	N	63-62
Samford (Howard)	9	0	1960	1-25-73	A	47-34
San Francisco	0	1	1976	11-19-76	A	87-89
San Jose State	1	1	1955	12-17-76	N	94-80
Santa Clara	1	0	1972	2-3-73	N	80-63
Sewanee	3	3	1949	12-17-62	A	59-69
South Alabama	6	0	1972	1-22-77	H	116-86
South Carolina	2	1	1960	1-29-69	H	87-78
South Dakota	1	0	1970	12-5-70	H	125-65
South Dakota State	1	0	1951	3-31-51	N	65-70
South Florida	8	2	1973	2-28-77	H	103-72
Southern California	1	2	1968	12-18-70	N	85-84
Southern Illinois	1	1	1973	1-21-74	A	73-77
Southern Mississippi	3	3	1961	12-1-70	N	117-84
Southwestern (Memphis)	0	1	1948	12-30-48	A	47-54
Southwestern Louisiana	2	0	1978	3-4-70	A	69-65
SW Missouri State	0	1	1945	11-21-49	A	62-78
Spring Hill	3	3	1947	1-18-66	A	81-72
Stetson	27	11	1947	2-12-77	A	87-80
Stetsonville	0	1	1966	12-3-66	A	64-79
Tampa	28	8	1969	2-27-67	A	87-84
Tennessee	1	4	1967	12-22-64	N	43-65
Tennessee Tech	1	0	1967	12-3-67	H	74-71
Texas	2	0	1959	12-1-70	A	60-78
Texas A & M	1	1	1966	1-4-74	N	62-75
Texas Christian	0	1	1969	12-12-63	A	60-66
Toledo	1	0	1978	11-26-77	N	70-66
Troy State	7	1	1947	1-8-77	H	83-86
Tulane	6	2	1967	2-12-72	H	94-84
Tulsa	2	0	1963	12-25-64	A	74-72
UCLA	0	1	1977	2-26-72	A	79-91
Union (Tenn.)	0	1	1948	12-25-48	A	62-68
Valdosta State	14	0	1964	2-24-76	H	100-61
Vanderbilt	0	1	1960	12-5-60	A	55-75
Vermont	1	0	1975	12-30-76	A	78-67
Virginia Military	7	1	1964	12-20-65	N	65-64
Virginia Tech	2	2	1968	1-10-74	H	85-80
Washington	1	1	1971	12-28-75	N	54-69
Washington State	1	0	1971	11-26-71	N	86-81
West Forest	1	1	1958	12-22-78	N	60-46
West Virginia	0	3	1955	1-20-58	A	61-103
Western Kentucky	3	0	1973	1-6-77	A	93-73
Wisconsin	0	1	1961	12-4-61	A	63-64
Wisconsin-Milwaukee	3	0	1971	1-7-75	H	104-82
Wofford	0	2	1948	2-6-48	A	38-77
Xavier (Ohio)	0	1	1959	2-4-58	A	60-78

Scores Against 1977-78 Opponents


Rollins (19-2)					
1950-51 (A)	60	67			
1950-51 (H)	82	45			
1951-52 (H)	74	71			
1951-52 (A)	55	69			
1952-1953 (H)	90	83			
1952-53 (A)	79	82			
1953-54 (A)	82	72			
1953-54 (H)	85	61			
1954-55 (H)	86	74			
1954-55 (A)	110	82			
1955-56 (H)	101	67			
1955-56 (A)	71	70			
1956-57 (A)	97	94			
1956-57 (H)	98	79			
1957-58 (H)	80	81			
1958-59 (A)	94	93			
1959-60 (H)	101	58			
1960-61 (A)	78	70			
1961-62 (H)	110	53			
1968-70 (A)	107	86			
1975-76 (H)	90	47			
Troy State (7-1)					
1947-48 (H)	57	37			
1947-48 (A)	48	49			
1948-49 (A)	68	64			
1948-49 (H)	63	45			
1949-50 (H)	61	27			
1949-50 (A)	79	71			
1976-77 (H)	63	69			
St. Leo					
First Meeting					
South Florida (8-2)					
1972-73 (H)	95	53			
1973-74 (A)	94	96			
1973-74 (H)	118	84			
1974-75 (A)	71	77			
1974-75 (H)	77	64			
1976-76 (H)	78	71			
1975-76 (A)	76	72			
1976-76 (H)	88	62			
1976-77 (A)	97	74			
1976-77 (H)	103	77			
West Virginia (0-3)					
1966-66 (H)	69	78			
1966-67 (A)	54	88			
1967-68 (A)	51	103			
Seton Hall (1-0)					
1972-73 (H)	60	61			
Texas A&M (1-1)					
1956-57 (H)	74	83			
1973-74 (H)	99	79			
Navy					
First Meeting					
Somford (9-0)					
1949-50 (A)	59	58			
1949-50 (H)	50	39			
1950-51 (H)	60	44			
1950-51 (A)	58	51			
1950-51 (N)	64	54			
1955-56 (H)	77	56			
1957-18 (H)	104	53			
1970-71 (H)	122	70			
1972-73 (A)	47	34			
			Missouri (0-1)		
1976-77 (A)	63	66			
			Cincinnati (1-2)		
1971-72 (A)	64	66			
1972-73 (H)	78	74			
1972-73 (A)	62	89			
			Tulane (6-2)		
1966-67 (A)	85	67			
1966-67 (H)	100	90			
1968-69 (A)	97	94			
1968-69 (H)	99	90			
1969-70 (A)	82	77			
1969-70 (H)	112	77			
1970-71 (A)	89	88			
1971-72 (H)	94	84			
			Minnesota (1-0)		
1971-72 (H)	70	66			
			Air Force (0-1)		
1963-64 (H)	53	78			
			Fairleigh Dickinson (1-0)		
1973-74 (H)	66	68			
			Louisville (1-5)		
1968-69 (A)	78	79			
1969-70 (H)	78	69			
1973-74 (A)	78	90			
1974-75 (H)	75	84			
1974-75 (A)	61	79			
1976-77 (A)	75	76			
			St. Louis (1-0)		
1971-72 (H)	63	62			
			South Alabama (6-0)		
1971-72 (H)	106	72			
1971-72 (A)	104	81			
1972-73 (A)	80	69			
1973-74 (H)	105	63			
1963-74 (A)	96	91			
1976-77 (H)	115	86			
			Memphis State (7-12)		
1952-53 (A)	73	87			
1957-58 (A)	56	59			
1957-58 (H)	51	58			
1968-68 (H)	72	75			
1958-59 (A)	69	83			
1963-60 (A)	71	88			
1959-60 (H)	67	83			
1963-64 (H)	91	90			
1963-64 (A)	72	84			
1964-65 (H)	74	61			
1964-65 (A)	81	70			
1965-66 (H)	67	63			
1965-66 (A)	86	81			
1966-67 (A)	42	48			
1966-67 (H)	55	51			
1973-74 (H)	88	89			
1974-75 (A)	89	70			
1975-76 (H)	100	71			
1976-77 (A)	75	81			
			UNC-Charlotte (0-1)		
1976-77 (H)	65	75			

Georgia Tech (10-9)

1962-63 (A)	55	70	1968-69 (A)	98	80
1963-64 (A)	73	77	1969-70 (A)	89	83
1964-65 (H)	72	65	1969-70 (H)	97	80
1964-65 (A)	76	77	1970-71 (H)	97	85
1965-66 (H)	71	66	1970-71 (A)	91	76
1965-66 (A)	88	95	1971-72 (A)	71	89
1966-67 (H)	88	76	1971-72 (H)	108	60
1966-67 (A)	84	102	1976-77 (H)	67	72
1967-68 (A)	73	57			
1967-68 (H)	72	67			
1968-69 (H)	76	84			

Orel Roberts (1-0)

1976-77 (H)	91	87
-------------------	----	----



Individual Single Game Records

Points

- 46, Ron King vs. Georgia Southern, 1970-71
- 43, Hugh Durham vs. Stetson, 1956-57
- 43, Dave Fedor vs. Miami, 1959-60
- 42, Jim Oler vs. Morningside, 1955-56
- 38, Ham Wernke vs. Tampa, 1952-53
- 38, Dave Fedor vs. Tampa, 1961-62
- 38, David Thompson vs. South Alabama, 1976-77
- 37, Dave Fedor vs. Rollins, 1959-60
- 36, Hugh Durham vs. Georgia, 1958-59
- 35, Larry Warren vs. South Alabama, 1973-74
- 35, Larry Warren vs. South Florida, 1973-74
- 35, Ham Wernke vs. Montana State, 1954-55
- 35, Vernell Ellzy vs. Biscayne, 1970-71
- 35, Reggie Royals vs. UC-Irvine, 1970-71
- 35, Benny Clyde vs. Oklahoma City, 1972-73

Field Goals Made

- 21, Ron King vs. Georgia Southern, 1970-71
- 17, Ron King vs. Pan Am, 1970-71
- 17, Ron King vs. Miami, 1970-71
- 17, David Thompson vs. South Alabama, 1976-77
- 16, Larry Warren vs. Marshall, 1974-75
- 16, Dave Fedor vs. Miami, 1959-60
- 15, Dave Fedor vs. Rollins, 1959-60
- 15, Ray Swain vs. Tampa, 1961-62
- 15, Reggie Royals vs. UC-Irvine, 1970-71

Field Goals Attempted

- 37, Ham Wernke vs. Tampa, 1952-53
- 32, Rick Benson vs. Beloit, 1954-55
- 32, Ron King vs. Georgia Southern, 1970-71
- 31, Ian Morrison vs. Tampa, 1966-67
- 30, Burt Deckel vs. Furman, 1957-58
- 30, Don Bates vs. Stetson, 1958-59
- 29, Don Bates vs. Auburn, 1958-59
- 29, Ron King vs. Miami, 1970-71
- 28, Rick Benson vs. Georgia Teachers, 1954-55
- 28, Hugh Durham vs. Auburn, 1958-59
- 28, David Thompson vs. Jacksonville, 1976-77
- 28, David Thompson vs. UNC-Charlotte, 1976-77

Free Throws Made

- 22, Jim Oler vs. Rollins, 1954-55
- 22, Jim Oler vs. Morningside, 1955-56
- 16, Jim Oler vs. Montana State, 1954-55
- 15, Hugh Durham vs. Georgia, 1957-58
- 15, Hugh Durham vs. Stetson, 1956-57
- 14, Hugh Durham vs. Murray State, 1957-58
- 14, Hugh Durham vs. Kentucky, 1958-59
- 13, Jim Older vs. Spring Hill, 1954-55

Free Throws Attempted

- 30, Jim Oler vs. Morningside, 1955-56
- 29, Jim Oler vs. Rollins, 1954-55
- 20, Hugh Durham vs. Georgia, 1957-58
- 19, Gary Schull vs. Memphis State, 1965-66
- 18, Jim Oler vs. Stetson, 1954-55
- 17, Jim Oler vs. Montana State, 1954-55
- 17, Jim Oler vs. Miami, 1954-55

Rebounds

- 32, Rick Benson vs. Florida Southern, 1954-55
- 31, Dave Cowens vs. LSU, 1967-68
- 30, Dave Cowens vs. Citadel, 1967-68
- 28, Dave Fedor vs. Rollins, 1959-60
- 27, Gary Schull vs. Jacksonville, 1965-66
- 27, Dave Cowens vs. Stetson, 1968-69
- 26, Dave Cowens vs. Hawaii, 1968-69
- 26, Don Boltz vs. Stetson, 1958-59
- 25, Dave Cowens vs. Clemson, 1969-70
- 23, Lawrence McCray vs. Connecticut, 1972-73
- 23, Dave Cowens vs. Florida Southern, 1967-68
- 23, Don Boltz vs. Miami, 1958-59

Assists

- 16, Otto Petty vs. South Alabama, 1971-72
- 15, Otto Petty vs. Pan Am, 1970-71
- 15, Otto Perry vs. Samford, 1971-72
- 15, Carlton Byrd vs. Stetson, 1976-77
- 14, Wayne Smalls vs. Cal. State—Bakersfield, 1974-75
- 14, Otto Petty vs. Northwestern, 1972-73
- 14, Otto Petty vs. Biscayne, 1970-71
- 13, Otto Peggy vs. Seton Hall, 1972-73
- 13, Otto Petty vs. Stetson, 1972-73
- 13, Carlton Byrd vs. South Florida, 1973-74
- 12, Otto Petty vs. Arizona, 1970-71

1,000 Point Club

The following Florida State players have scored at least 1,000 points in their varsity careers.

Name	Years	Games	FG	FT	Pts.	Avg.
Jim Oler	1952-56	91	529	762	1820	20.0
Dave Cowens	1966-70	78	582	315	1479	19.0
Dave Fedor	1959-62	72	585	283	1453	20.2
Ham Wernke	1951-55	73	508	393	1409	19.3
Reggie Royals	1970-73	84	580	242	1402	16.7
Hugh Durham	1956-59	73	470	441	1381	18.9
Ron King	1970-73	64	542	168	1352	19.6
Jeff Hogan	1966-69	79	488	232	1164	14.8
Gary Schull	1963-66	76	403	316	1122	14.3
Lawrence McCray	1971-74	84	492	127	1111	13.2
Larry Warren	1973-76	78	473	162	1108	14.2
Wayne Smalls	1973-77	104	457	101	1015	9.8
Ray Swain	1959-62	72	403	194	1000	13.9

500 Point Club

The following Florida State players have scored at least 500 points during one season.

Name	Year	Points
Jim Oler	1955-56	743
Ron King	1970-71	589
Ron King	1971-72	573
Jim Oler	1954-55	549
Dave Fedor	1958-60	527
Ham Wernke	1954-55	512
Hugh Durham	1956-57	509
Dave Cowens	1967-68	508
Dave Cowens	1968-69	508
Hugh Durham	1958-59	504
David Thompson	1976-77	500

500 Board Club

The following Florida State players have at least 500 career rebounds. Records are incomplete prior to 1957.

Name	Years	Rebounds
Dave Cowens	1967-70	1,340
Reggie Royals	1970-73	1,006
Dave Fedor	1959-62	969
Greg Grady	1972-76	793
Gary Schull	1963-66	769
Lawrence McCray	1971-74	759
Dan Boltz	1967-68	667
Willie Williams	1968-70	534
Ray Swain	1959-62	534
Harry Davis	1974-77	526
Rowland Garrett	1969-72	525
Jerry Shirley	1962-65	522

Individual Season Records

Top Field Goal Scorers

Name	Year	FG-FGA	Pct.
Harry Davis	1975-76	143-224	.638
William Williams	1969-70	185-291	.636
Jan Gies	1968-69	80-129	.620
Kris Anderson	1967-77	65-105	.619
Greg Grady	1974-75	154-265	.581
Lawrence McCray	1972-73	170-293	.580
Ray Swain	1961-62	157-274	.573
Harry Davis	1976-77	176-310	.567
Harry Davis	1974-75	104-185	.562
Jan Gies	1967-68	126-231	.554
Dale Ricketts	1961-62	63-112	.553
Lawrence McCray	1971-72	166-300	.553

Top Free Throw Shooters

Name	Year	FT-FTA	Pct.
Kan Macklin	1969-70	51-57	.895
Jerry Shirley	1963-64	59-68	.868
Ron Harris	1969-70	46-54	.852
Ron Malmen	1964-65	58-69	.841
Randy Cable	1967-68	42-50	.840
Wayne Smalls	1976-77	26-31	.838
Jeff Hogan	1967-68	91-110	.827
Carlton Byrd	1976-77	96-116	.827
Jim Oler	1955-56	311-350	.818
Jerry Shirley	1964-65	57-70	.814
Eugene Harris	1973-74	43-59	.813
Pete Gonzalez	1963-64	59-73	.808

Top Rebounders

Name	Year	Rebounds	Avg.
Dave Cowens	1967-68	456	17.5
Rick Benson	1964-65	451	17.3
Dave Cowens	1969-70	447	17.2
Dave Cowens	1968-69	437	17.0
Dave Fedor	1969-60	400	16.0
Reggie Royals	1970-71	390	15.0
Reggie Royals	1971-72	351	11.0
Dave Fedor	1960-61	336	14.0
Gary Schull	1965-66	317	12.7
Don Boltz	1957-58	303	12.1

Assists

Name	Year	Assists
Otto Petty	1970-71	227
Otto Petty	1972-73	202
Otto Petty	1971-72	173
Carlton Byrd	1976-77	159
Skip Young	1968-69	155
Skip Young	1969-70	127
Greg Samuel	1971-72	120
Wayne Smalls	1974-75	110
Otis Cole	1973-74	96
Carlton Byrd	1975-76	91
Carlton Byrd	1973-74	91

Scoring Average

Name	Year	Avg.
Jim Oler	1955-56	29.7
Ron King	1970-71	22.7
Hugh Durham	1958-59	21.9
Ham Wernke	1952-53	21.3
Jim Oler	1954-55	21.1
Dave Fedor	1959-60	21.1
Dave Fedor	1961-62	20.4
Dave Cowens	1967-68	20.3
Ham Wernke	1954-55	19.7
Hugh Durham	1956-57	18.8

Individual Career Records

Field Goals Made

Name	Years	Goals
Dave Fedor	1959-62	585
Dave Cowens	1967-70	582
Reggie Royals	1970-73	580
Ron King	1970-73	542
Jim Oler	1952-56	529
Ham Wernke	1951-55	508
Lawrence McCray	1971-74	492
Larry Warren	1973-76	473
Hugh Durham	1956-60	470
Jeff Hogan	1968-69	466

Field Goals Attempted

Name	Years	Attempts
Ham Wernke	1951-55	1308
Jim Oler	1952-56	1303
Hugh Durham	1956-60	1230
Reggie Royals	1970-73	1181
Dave Fedor	1959-62	1174
Ron King	1970-73	1170
Dave Cowens	1967-70	1122
Rick Benson	1951-55	1104
Larry Warren	1973-76	1069
Dave Arntmeier	1952-56	1060

Field Goal Percentages

Name	Years	FGM-FGA	Pct.
Harry Davis	1974-76	247-409	.604
Jen Gies	1967-70	245-428	.572
Greg Grady	1972-75	300-532	.564
Willie Williams	1968-70	268-482	.556
Lawrence McCray	1971-74	492-896	.549
Dave Cowens	1967-70	582-1122	.518
Ray Swain	1959-62	403-793	.508
Vernell Filby	1969-71	249-477	.503
Eugene Harris	1973-76	242-481	.503
Dave Fedor	1959-62	585-1174	.498

Free Throw Percentage

Name	Years	FTM-FTA	Pct.
Jerry Shirley	1962-65	161-198	.813
Jim Oler	1952-56	762-975	.782
Dave Fedor	1959-62	283-363	.780
Hugh Durham	1956-59	441-569	.777
Larry Warren	1973-75	162-212	.762
Randy Cable	1987-70	106-139	.763
Jim Litak	1957-59	135-181	.761
Wayne Smalls	1973-77	101-135	.748
Jeff Hogan	1968-69	232-305	.748
Eugene Harris	1973-78	133-178	.747
Carlton Byrd	1973-77	186-249	.747
Jan Gies	1967-70	153-206	.743

Scoring Average

Name	Years	Games/Points	Average
Dave Fedor	1959-62	72-1453	20.2
Jim Oler	1952-66	91-1820	20.0
Ron King	1970-73	64-1262	19.6
Ham Wernke	1951-55	73-1409	19.3
Dave Cowens	1967-70	79-1479	19.0
Hugh Durham	1956-59	73-1381	18.9
Reggie Royals	1970-73	84-1402	18.7
Larry Warren	1972-75	51- 940	18.5
Gary Schull	1963-66	76-1122	14.9
Jeff Hogan	1968-69	79-1164	14.7
Larry Warren	1973-75	78-1108	14.2

Games Played

Name	Years	Games
Carlton Byrd	1973-77	105
Wayne Smalls	1973-77	104
Greg Gentry	1972-76	100
Jim Oler	1952-68	91
Otis Cole	1971-74	84
Lawrence McCray	1971-74	84
Reggie Royals	1970-73	84
Ron Harris	1969-72	84
Zach Perkins	1972-76	82
Otto Petty	1970-73	82
Harry Davis	1974-77	80
Eugene Harris	1973-76	79
Jeff Hogan	1966-69	79
Larry Warren	1973-76	78
Dave Cowens	1967-70	78
Jan Gies	1967-70	78

Team Single Game Records

Most Points — Home

139, Baptist 72, 1976-77
134, Valdosta 65, 1971-72
125, South Dakota 85, 1970-71
122, Samford 79, 1970-71
122, Clemson 80, 1969-70
122, Miami 93, 1967-68

Most Points — Away

123, Tampa 92, 1961-62
121, Pepperdine 83, 1969-70
116, Tampa 95, 1960-61
112, Miami 96, 1969-70
111, Miami 84, 1968-69

Most Points — Neutral

130, LSU 100, 1967-68
117, Southern Miss 84, 1970-71
108, Furman 96, 1966-67
107, W. Kentucky 87, 1973-74
99, Texas A & M 79, 1973-74
97, Georgia 87, 1964-65

Most Points — Both Teams

230—FS 130, LSU 100, 1968-69
222—FS 108, Jacksonville 114,
1970-71
220—FS 114, Miami 106, 1970-71
216—FS 122, Miami 93, 1967-68
215—FS 123, Tampa 92, 1961-62
211—FS 116, Tampa 95, 1960-61
211—FS 139, Baptist 72, 1976-77
210—FS 110, E. Carolina 100,
1967-68

Winning Margin

69—FS 134, Valdosta 65,
1971-72
67—FS 139, Baptist 72, 1976-77
64—FS 121, Tampa 57, 1965-66
60—FS 125, South Dakota 65,
1970-71
58—FS 108, Georgia Tech 50,
1971-72
57—FS 110, Rollins 53, 1961-62
57—FS 109, PB Atlantic 52,
1975-76

Fewest Points Allowed

21 vs. Mississippi College,
1948-49
24 vs. Mississippi College,
1949-50
27 vs. Troy State, 1949-50
34 vs. Samford, 1972-73
36 vs. Spring Hill, 1947-48
36 vs. Stetson, 1948-49
37 vs. Troy State, 1947-48
37 vs. Charleston, 1949-50

Field Goals Attempted

116 vs. LSU, 1965-66
111 vs. Valdosta, 1968-69
110 vs. Valdosta, 1971-72
109 vs. Valdosta, 1970-71

Field Goals Made

56 vs. Baptist, 1976-77
55 vs. Valdosta, 1971-72
54 vs. South Dakota, 1970-71
54 vs. Samford, 1970-71
53 vs. Valdosta, 1968-69
52 vs. Tampa, 1961-62
52 vs. LSU, 1965-66

Free Throws Attempted

63 vs. Stetson, 1957-58
48 vs. Georgia, 1957-58
46 vs. Memphis State, 1965-66
46 vs. Missouri Western, 1976-77
43 vs. Georgia, 1959-60
43 vs. North Carolina, 1971-72
42 vs. Mississippi Southern,
1959-60
42 vs. Tampa, 1959-60

Free Throws Made

38 vs. Stetson, 1956-57
36 vs. Georgia, 1957-58
33 vs. Memphis State, 1964-65
33 vs. Hufstra, 1967-68
32 vs. Georgia Tech, 1971-72
32 vs. Miami, 1953-54

Rebounds

86 vs. LSU, 1967-68
82 vs. Valdosta, 1970-71
79 vs. Valdosta, 1968-69
76 vs. Georgetown, 1969-70
76 vs. Wisconsin-Milwaukee,
1970-71
75 vs. Clemson, 1969-70
75 vs. Miami, 1969-70
75 vs. South Dakota, 1970-71
75 vs. Valdosta, 1971-72

Most Fouls

35 vs. Florida, 1964-65
34 vs. Memphis State, 1969-80
32 vs. Alabama, 1964-65
32 vs. Florida, 1967-68
32 vs. Missouri, 1976-77
31 vs. Miami, 1958-59

Fewest Fouls

7 vs. Connecticut, 1972-73
9 vs. Stetson, 1971-72
10 vs. Auburn, 1961-62
10 vs. Georgia, 1964-65
10 vs. Florida, 1964-65
10 vs. Dayton, 1968-69
10 vs. UC Irvine, 1970-71
10 vs. Samford, 1972-73

Team Season Records

Field Goals Attempted

2372—1972-71 (32 games)
2164—1954-55 (26 games)
2082—1970-71 (26 games)
2055—1973-74 (28 games)
1965—1968-69 (26 games)
1960—1967-68 (27 games)
1950—1969-70 (26 games)

Field Goals Made

1110—1971-72 (32 games)
990—1970-71 (26 games)
971—1973-74 (26 games)
955—1975-76 (27 games)
956—1967-68 (27 games)
945—1976-77 (27 games)
939—1969-70 (26 games)
938—1972-73 (26 games)
932—1974-75 (26 games)
925—1968-69 (26 games)

Free Throws Attempted

982—1954-55 (26 games)
800—1971-72 (32 games)
799—1956-57 (26 games)
722—1967-68 (27 games)
720—1965-66 (26 games)
713—1959-60 (26 games)

Free Throws Made

707—1964-65 (26 games)
561—1971-72 (32 games)
543—1956-57 (26 games)
526—1967-68 (27 games)
507—1969-70 (26 games)

Rebounds

1608—1971-72 (32 games)
1451—1969-70 (26 games)
1422—1954-55 (26 games)
1388—1967-68 (27 games)
1388—1970-71 (26 games)

Rebounds Per Game

55.8—1969-70 (26 games)
54.6—1954-55 (26 games)
53.4—1970-71 (26 games)
52.2—1959-60 (26 games)
52.0—1958-59 (23 games)

Fewest Points Allowed

1427—1949-50 (25 games)
1567—1951-52 (23 games)
1595—1951-52 (23 games)
1678—1952-53 (22 games)
1680—1962-63 (25 games)

Fewest Points Per Game Allowed

57.1—1949-50 (25 games)
63.6—1950-51 (27 games)
67.2—1962-63 (25 games)
67.8—1964-65 (26 games)
68.1—1951-52 (23 games)

Most Points Scored

2781—1971-72 (32 games)
2438—1967-68 (27 games)
2385—1969-70 (26 games)
2380—1970-71 (26 games)
2295—1954-55 (26 games)

Most Points Per Game

91.7—1969-70 (26 games)
91.5—1970-71 (26 games)
90.3—1967-68 (27 games)
88.3—1954-55 (26 games)
88.0—1973-74 (26 games)
86.9—1968-69 (27 games)
86.9—1971-72 (32 games)

Highest Point Margin

18.5—1969-70 (26 games)
15.5—1971-72 (32 games)
15.0—1975-76 (27 games)
11.9—1967-68 (27 games)
11.4—1974-75 (26 games)
11.3—1970-71 (26 games)
10.1—1972-73 (26 games)

Highest Field Goal Percentage

.512—1961-62 (23 games)
.502—1974-75 (26 games)
.500—1976-77 (27 games)
.498—1972-73 (26 games)
.491—1975-76 (27 games)
.490—1967-68 (27 games)
.481—1969-70 (26 games)
.476—1970-71 (26 games)

Highest Free Throw Percentage

.729—1967-68 (27 games)
.727—1963-64 (28 games)
.719—1957-58 (25 games)
.718—1969-70 (26 games)
.716—1964-65 (26 games)

Miscellaneous Team Records

Single Game

Largest Winning Margin at Home—67 vs. Baptist (139-72), 1976-77
Largest Winning Margin on the Road—41 vs. Jacksonville (106-65), 1967-68
Largest Winning Margin at a Neutral Site—36 vs. Stetson (90-54), 1971-72
Most Points Scored in First Half—70 vs. Pepperdine (121-83), 1969-70
Most Points Scored in Second Half—78 vs. LSU (130-100), 1967-68
Fewest Points Allowed at Home—21 vs. Mississippi College (53-21), 1948-49
Fewest Points Allowed on the Road—34 vs. Samford (47-34), 1972-73
Fewest Points Allowed at a Neutral Site—46 vs. Mercer (52-46), 1948-49
Most Points Allowed at Home—106 vs. Miami (114-106), 1970-71
Most Points Allowed on the Road—115 vs. North Carolina (115-80), 1965-66
Most Points Allowed at a Neutral Site—110 vs. Beloit (110-88), 1954-55
Worst Defeat at Home—21 vs. Florida (80-59), 1962-63
Worst Defeat on the Road—52 vs. West Virginia (103-51), 1957-58
Worst Defeat at a Neutral Site—31 vs. Millikin (91-60), 1950-51
Fewest Points Scored at Home—35 vs. Swannee (43-35), 1948-49
Fewest Points Scored on the Road—30 vs. Florida (50-30), 1966-67
Fewest Points Scored at a Neutral Site—43 vs. Tennessee (65-43), 1964-65
Highest Field Goal Percentage—.724 vs. Georgia Southern (42 of 58), 1974-75
Highest Field Goal Percentage in a Half—.792 vs. Georgia Southern (19 of 24), 1974-75

Season

Most Games Played—33, 1971-72
Fewest Games Played—18, 1957-58
Most Victories—27, 1971-72
Longest Winning Streak—11, 1909-70
Fewest Defeats—3, 1969-70
Highest Winning Percentage—.885 (23-3), 1909-70
Most 100 Point Games—9, 1967-68 and 1970-71
Fewest Victories—5, 1947-48 and 1951-52
Lowest Winning Percentage—.200 (5-20), 1951-52
Longest Losing Streak—13, 1947-48
Fewest Points—850 (18 games), 1947-48
Fewest Points Per Game—47.2 (18 games), 1947-48
Most Points Allowed—2,286 (33 games), 1971-72
Most Points Allowed Per Game—81.9 (23 games), 1969-70
Highest Field Goal Percentage—.512 (709 of 1,386), 1961-62, national leader
Highest Free Throw Percentage—.729 (626 of 722), 1967-68
Lowest Field Goal Percentage—.203, 1951-52
Lowest Free Throw Percentage—.586 (406 of 693), 1960-61
Most Personal Fouls—383 (23 games), 1961-62
Fewest Personal Fouls—597 (25 games), 1940-50

Coaches' Records

Coach	Years	Wins	Losses	Pct.
Don Loucks	1947-48	5	13	.278
J.K. "Bud" Kennedy	1948-88	737	208	.533
Hugh Durham	1966-	207	89	.588

Year-By-Year Records

Year	Coach	W	L	Pct.
1947-48	Don Loucks	5	13	.277
1948-49	J.K. "Bud" Kennedy	12	12	.500
1949-50	J.K. "Bud" Kennedy	15	10	.600
1950-51	J.K. "Bud" Kennedy	18	9	.667
1951-52	J.K. "Bud" Kennedy	5	20	.200
1952-53	J.K. "Bud" Kennedy	11	11	.500
1953-54	J.K. "Bud" Kennedy	13	7	.610
1954-55	J.K. "Bud" Kennedy	22	4	.848
1955-56	J.K. "Bud" Kennedy	16	9	.640
1956-57	J.K. "Bud" Kennedy	9	17	.346
1957-58	J.K. "Bud" Kennedy	9	16	.360
1958-59	J.K. "Bud" Kennedy	8	15	.347
1959-60	J.K. "Bud" Kennedy	10	15	.400
1960-61	J.K. "Bud" Kennedy	14	10	.583
1961-62	J.K. "Bud" Kennedy	15	8	.651
1962-63	J.K. "Bud" Kennedy	15	10	.600
1963-64	J.K. "Bud" Kennedy	11	14	.444
1964-65	J.K. "Bud" Kennedy	16	10	.620
1965-66	J.K. "Bud" Kennedy	15	11	.577
1966-67	Hugh Durham	11	15	.423
1967-68	Hugh Durham	19	8	.704
1968-69	Hugh Durham	18	8	.692
1969-70	Hugh Durham	23	3	.885
1970-71	Hugh Durham	17	9	.654
1971-72	Hugh Durham	27	6	.818
1972-73	Hugh Durham	19	8	.632
1973-74	Hugh Durham	19	8	.632
1974-75	Hugh Durham	18	8	.692
1975-76	Hugh Durham	22	5	.815
1976-77	Hugh Durham	16	11	.593
30 Years		446	310	.590

Tournament History

All Tournaments

App.	Games	Won	Lost	Pct.	Champs	Second	Third
51	110	59	51	.536	10	15	12

In-Season Tournaments

38	83	43	40	.510	6	11	11
----	----	----	----	------	---	----	----

Post-Season Tournaments

13	27	16	11	.592	3	4	1
----	----	----	----	------	---	---	---

1976-77 Metro Tournament (0-1)

Championships

NAIB DISTRICT 25 — 1950-51	Civitan Classic — 1971-72
NAIB DISTRICT 25 — 1954-55	Far West Classic — 1971-72
Savannah Invitational — 1962-63	Senior Bowl — 1971-72
Civitan Classic — 1968-69	NCAA Mideast — 1971-72
Gator Bowl — 1969-70	Big Sun — 1973-74

Tournament Appearances

1948-49 Dixie Conference (1-2, Fourth)	1973-74 Bjethinner Classic (1-1, Second)
1949-50 Dixie Conference (1-1, Third)	1973-74 Big Sun (2-0, First)
1950-51 Dixie Conference (1-1, Second)	1974-75 Louisville Holiday (1-1, Second)
1950-51 NAIB District 25 (2-0, Champ)	1975-76 Big Sun (1-1, Second)
1950-51 NAIB Nationals (2-1, Quarterfinals)	1975-76 Far West Classic (1-2, Seventh)
1951-52 Gator Bowl (0-3, round robin)	
1951-52 NAIB District 25 (1-1, Second)	
1952-53 NAIB District 25 (1-1, Seventh)	
1954-55 Gator Bowl (1-1, Third)	
1954-55 NAIB District 25 (2-0, Champ)	
1951-56 NAIB Nationals (1-1, Second round)	
1955-56 Carousel Tournament (1-2, Sixth)	
1956-56 Orange Bowl (1-2, Seventh)	
1956-57 Senior Bowl (1-1, Third)	
1957-58 Senior Bowl (1-1, Third)	
1958-59 Citadel Invitational (0-2, Fourth)	
1959-60 Gator Bowl (1-1, Second)	
1960-61 Gator Bowl (0-1)	
1962-63 Savannah Invitational (3-0, Champ)	
1963-64 Gator Bowl (1-1, Third)	
1964-65 Vanderbilt Invitational (1-1, Third)	
1964-65 All College Tournament (1-2, Seventh)	
1965-66 Tampa Invitational (1-1, Second)	
1966-67 VPI Tournament (0-2)	
1966-67 Tampa Invitational (1-1, Second)	
1967-68 Milwaukee Classic (1-1, Third)	
1967-68 Evansville Tournament (1-1, Second)	
1967-68 NCAA Mideast (0-1)	
1968-69 Civitan Classic (2-0, Champ)	
1969-70 Gator Bowl (2-0, Champ)	
1970-71 Civitan Classic (1-1, Second)	
1970-71 Sun Bowl (0-2)	
1971-72 Civitan Classic (2-0, Champ)	
1971-72 Far West Classic (3-0, Champ)	
1971-72 Senior Bowl (2-0, Champ)	
1971-72 NCAA Mideast (3-0, Champ)	
1971-72 NCAA Championship (1-1, Second)	
1972-73 Marshall Memorial Classic (1-1, Third)	
1972-73 Dayton Invitational (1-1, Third)	
1972-73 All-College (2-1, Third)	
1973-74 Steel Bowl (1-1, Second)	
1973-74 Mercer Bear Classic (1-1, Third)	

All-Time Florida State Scores, 1947-77

FSU	Opp.	FSU	Opp.			
1947-48—Won 5, Lost 13 (2.77)						
39	Spring Hill (H)	36	Stetson (N)	58		
57	Troy State (H)	37	69	Georgia Teachers (N)	67	
45	Wofford (A)	40	85	So. Dakota State (N)	70	
56	Stetson (A)	65	61	Pepperdine (N)	59	
56	Georgia Teachers (H)	60	60	Milken (H)	61	
16	Georgia (A)	66				
48	Mercer (H)	61	1951-52—Won 5, Lost 20 (.200)			
51	Spring Hill (A)	76	46	Parris Is. Marines (A)	78	
46	Troy State (A)	49	56	Culver-Stockton (H)	59	
43	Mercer (A)	68	47	Mississippi State (A)	75	
15	Erskine (A)	47	13	Mississippi So. (A)	64	
38	Wofford (A)	77	70	Mississippi So. (H)	78	
42	Georgia (H)	44	54	Spring Hill (A)	64	
41	Florida Southern (A)	47	48	Sewanee (N)	58	
47	Georgia Teachers (A)	65	50	Georgia (N)	79	
55	Florida Southern (H)	48	56	Clanston (H)	62	
41	Stetson (H)	38	51	Florida (N)	61	
49	Erskine (H)	48	52	Loyola of N.O. (A)	74	
			56	Miami (A)	66	
			72	Tampa (A)	60	
			51	Florida Southern (A)	54	
			93	Georgia Teachers (H)	93	
			72	Florida Southern (H)	51	
			62	Harris Is. Marines (H)	64	
			74	Rollins (H)	71	
			48	Stetson (A)	58	
			55	Rollins (A)	69	
			60	Miami (H)	76	
			70	Tampa (H)	60	
			64	Stetson (H)	66	
			73	Miami (H)	70	
			57	Tampa (N)	78	
			1952-53—Won 11, Lost 11 (.500)			
			62	Mercer (A)	78	
			68	Georgia Teachers (A)	63	
			90	Rollins (H)	83	
			77	Mercer (H)	76	
			59	Central (Mo.) (H)	62	
			58	Sewanee (A)	69	
			82	Mississippi State (H)	57	
			66	Loyola of N.O. (H)	72	
			65	Miami (A)	90	
			73	Tampa (A)	77	
			71	Florida Southern (A)	89	
			79	Rollins (A)	82	
			73	Memphis State (A)	87	
			77	Arkansas State (A)	88	
			76	Stetson (H)	66	
			71	Florida Southern (A)	80	
			63	Tampa (H)	74	
			77	Loyola of N.O. (A)	65	
			61	Miami (H)	75	
			88	Stetson (A)	79	
			87	Mercer (N)	77	
			81	Stetson (H)	94	
			1953-54—Won 13, Lost 7 (.619)			
			75	Mississippi State (A)	67	
			72	Mercer (H)	70	
			66	Georgia Teachers (H)	56	
			72	Jacksonville St. (Ala.) (H)	61	
			75	Stetson (H)	71	
			60	Spring Hill (H)	60	
			74	Tampa (H)	68	
			76	Loyola of N.O. (H)	80	
			61	Miami (A)	78	
			82	Rollins (A)	72	
			73	Tampa (A)	83	
			68	Florida Southern (A)	60	
			60	Stetson (A)	82	
			65	Rollins (H)	60	
			69	Florida Southern (H)	71	
			63	Mercer (A)	70	
			76	Miami (H)	60	
			72	Loyola of N.O. (A)	69	
			69	Georgia Teachers (A)	65	
			78	Arkansas State (H)	68	
			1948-49—Won 12, Lost 12 (.500)			
63	Mississippi College (H)	21				
53	Florida Southern (H)	40				
64	Troy State (A)	64				
59	Lambuth (A)	57				
52	Union (A)	56				
47	Southwestern (A)	54				
49	Stetson (H)	40				
48	Stetson (A)	38				
58	Tampa (A)	50				
56	Mercer (H)	65				
63	Troy State (H)	45				
52	Ugolethorpe (A)	64				
59	Mercer (A)	62				
60	Tampa (H)	50				
40	Mississippi College (A)	57				
49	Missouri (A)	46				
47	Ugolethorpe (H)	16				
35	Sewanee (H)	43				
44	Birmingham S. (H)	50				
52	Mercer (N)	40				
47	Tampa (N)	56				
49	Lambuth (N)	65				
			1949-50—Won 16, Lost 10 (.600)			
13	Mississippi College (H)	24				
51	Mississippi College (H)	45				
61	Troy State (H)	27				
72	Charleston (H)	37				
50	Central (Mo.) (A)	62				
52	Drury (A)	59				
52	S.W. Mo. State (A)	79				
60	Tampa (A)	80				
65	Florida Southern (A)	71				
48	Florida Southern (A)	59				
63	Mercer (H)	45				
59	Howard (A)	58				
45	Birmingham So. (A)	55				
62	Missouri (H)	45				
61	Stetson (H)	70				
61	Mercer (A)	69				
50	Howard (H)	59				
57	David Lipscomb (H)	53				
58	Tampa (H)	56				
79	Iowa State (A)	71				
65	Sewanee (A)	60				
74	Sewanee (A)	68				
56	Florida Southern (N)	58				
74	Mississippi College (N)	63				
			1950-51—Won 18, Lost 9 (.667)			
74	Charleston (A)	54				
55	Mercer (A)	52				
70	Conn. St. Teachers (H)	63				
60	Howard (H)	44				
60	Florida Southern (A)	55				
61	Miami (A)	80				
73	David Lipscomb (A)	83				
63	Mississippi (H)	58				
68	Stetson (H)	67				
44	Florida Southern (H)	41				
60	Tampa (H)	69				
58	Howard (A)	51				
66	Tampa (A)	76				
53	Stetson (A)	71				
60	Rollins (A)	57				
60	Loyola of N.O. (H)	75				
75	Mississippi (A)	79				
77	Mississippi College (A)	54				
69	Mercer (H)	61				
62	Rollins (H)	45				
64	Howard (N)	51				
65	Mercer (A)	69				

1954-55—Wm 22, Lost 4 (.845)

103	Jacksonville St. (A.) (H)	76
75	Georgia Teachers (H)	87
90	Tampa (H)	62
94	Stetson (H)	91
71	Miami (H)	66
79	Florida (N)	87
97	Georgia (N)	87
75	Duke (A)	97
73	Florida Southern (A)	69
96	Tampa (A)	61
90	Georgia (H)	81
81	Spring Hill (A)	72
91	Mississippi State (A)	76
84	Stetson (A)	73
86	Rollins (H)	74
84	Florida Southern (H)	63
88	Georgia (A)	79
110	Rollins (A)	82
95	Loyola of N.O. (A)	101
102	Mississippi State (H)	86
87	Loyola of N.O. (H)	84
86	Miami (A)	80
86	Stetson (H)	77
91	Georgia Teachers (H)	83
93	Montana State (N)	84
88	Beloit (N)	110

1955-56—Wm 16, Lost 9 (.640)

63	North Carolina (A)	88
54	E. Tennessee St. (A)	80
101	Rollins (H)	67
91	Stetson (H)	78
89	Tampa (A)	67
104	Morningside (H)	83
76	Clemson (N)	94
86	Boston University (N)	52
71	Mississippi State (N)	79
69	West Virginia (N)	78
59	Santa Clara (N)	61
85	New York Univ. (N)	83
78	Miami (H)	76
71	Rollins (A)	70
79	Georgia (A)	76
81	Georgia Teachers (A)	90
85	Loyola of N.O. (H)	75
90	Troy State (H)	65
88	Tampa (H)	73
92	Florida Southern (H)	73
85	Florida Southern (A)	81
89	Stetson (A)	83
85	Miami (A)	91
72	Loyola of N.O. (A)	75
80	Georgia (H)	73

1956-57—Wm 9, Lost 17 (.345)

55	Duquesne (A)	70
64	Stetsonville (A)	79
54	West Virginia (A)	88
66	Bentley (A)	90
65	Florida (A)	67
74	Texas A&M (H)	83
59	E. Tennessee St. (H)	65
68	Georgia (H)	77
75	Morehead State (N)	97
108	Furman (H)	96
59	N. Carolina State (A)	64
77	Miami (H)	85
70	Stetson (H)	97
104	Stetson (H)	86
86	Georgia (A)	63
82	Tampa (A)	67
97	Rollins (A)	94
63	Florida Southern (A)	78
67	Florida Southern (H)	73
96	Rollins (H)	79
81	Mississippi So. (H)	72
79	Loyola of N.O. (H)	77
82	Miami (A)	98
89	Tampa (H)	57
74	Centenary (A)	92
56	Loyola of N.O. (A)	82

1957-58—Wm 9, Lost 16 (.360)

74	Tennessee Tech (H)	71
84	Murray State (H)	60
57	Tennessee (A)	74
70	Florida (A)	71
99	Furman (A)	95
56	Loyola of N.O. (A)	67
65	Louisiana State (A)	67
57	Citadel (H)	59
92	Georgia (N)	80
67	Loyola of N.O. (H)	74
72	Tampa (H)	53
58	Memphis State (A)	54
77	Stetson (H)	60
71	Miami (H)	78
51	West Virginia (A)	103
68	Marshall (A)	109

66	Ohio University (A)	86
80	Xavier of Ohio (A)	76
62	Army (H)	71
57	Oklahoma City (H)	52
60	Rollins (H)	61
51	Memphis State (H)	66
66	Miami (A)	86
56	Tampa (A)	79
65	Georgia (H)	77

1958-59—Wm 8, Lost 15 (.347)

68	Kentucky (A)	91
73	Furman (H)	72
100	Spring Hill (H)	70
64	Wake Forest (A)	73
82	Florida (H)	60
71	Auburn (A)	95
79	Miami (N)	65
72	Georgia (N)	83
67	Louisiana State (H)	67
67	Auburn (H)	69
65	Mississippi So. (H)	62
72	Memphis State (H)	75
93	Miami (H)	69
91	Georgia (A)	94
75	Oklahoma City (A)	103
63	Centenary (A)	67
61	Loyola of N.O. (H)	60
71	Murray State (A)	96
69	Memphis State (A)	93
84	Oklahoma City (H)	98
91	Stetson (A)	95
94	Rollins (A)	93
85	Miami (A)	92

1959-60—Wm 10, Lost 15 (.400)

78	Louisiana State (A)	89
64	Loyola of N.O. (A)	71
71	Florida (A)	81
58	Auburn (A)	62
66	Alabama (A)	74
64	Clemson (A)	68
63	Auburn (H)	76
88	Jacksonville Univ. (A)	69
66	Georgia (N)	69
59	South Carolina (H)	75
74	Citadel (H)	76
81	Centenary (H)	71
78	Mississippi So. (A)	87
71	Memphis State (A)	88
72	Tampa (H)	67
91	Miami (H)	93
78	Morehead State (H)	75
68	Tampa (A)	83
67	Memphis State (H)	83
104	Rollins (H)	56
105	Furman (A)	98
80	Citadel (A)	100
69	Loyola of N.O. (H)	59
83	Miami (A)	107
96	Georgia (H)	82

1960-61—Wm 14, Lost 10 (.583)

88	Tampa (H)	60
63	Kentucky (A)	58
55	Vanderbilt (A)	75
57	Auburn (A)	74
74	Clemson (H)	47
67	Florida (H)	74
77	South Carolina (A)	82
71	Clemson (A)	57
56	Georgia (N)	62
	Tennessee (A)	
73	Loyola of N.O. (H)	55
89	Miami (H)	76
67	Auburn (H)	74
76	Rollins (A)	70
68	Alabama (H)	57
83	Citadel (H)	77
86	Valdosta State (H)	66
77	Georgia (A)	88
99	Furman (H)	57
74	Florida (A)	75
95	Tampa (A)	116
75	Miami (A)	75
72	Loyola of N.O. (A)	68

1961-62—Won 15, Lost 9 (.651)

57	Ohio State (A)	72
69	Wisconsin (A)	64
76	Rice (H)	66
85	Florida (A)	71
58	Auburn (A)	66
77	Clemson (H)	82
69	Tennessee (A)	67
57	Auburn (H)	62
99	Oklahoma City (H)	74
64	Furman (A)	67
69	Clemson (A)	75
110	Rollins (H)	53
65	Miami (H)	60
57	Alabama (A)	72
61	Oklahoma City (A)	70
76	Houston (A)	64
73	Valdosta State (H)	47
91	Tampa (H)	71
71	Georgia (A)	62
79	Florida (H)	56
83	Miami (A)	80
125	Tampa (A)	07
101	Georgia (H)	69

1962-63—Won 15, Lost 10 (.600)

92	Tampa (H)	60
65	Valdosta State (H)	42
59	Florida (H)	60
47	Auburn (A)	65
72	Alabama (H)	69
54	Kentucky (A)	63
70	Auburn (H)	77
90	Richmond (H)	62
77	Georgia (N)	66
49	Alabama (N)	48
79	Georgia Southern (N)	60
65	Tennessee (A)	66
72	Chattanooga (A)	55
77	Miami (H)	74
88	Georgia (H)	64
76	Georgia (A)	90
55	Georgia Tech (A)	70
80	Honda (A)	94
76	Houston (H)	60
63	Alabama (A)	61
61	Virginia State (A)	55
73	Stetson (H)	57
82	Centenary (H)	63
73	Phillips 66 Oilers (H)	62
70	Miami (A)	99
80	Tampa (A)	58

1963-64—Won 11, Lost 14 (.444)

55	Florida (A)	78
69	Auburn (H)	67
53	Alabama (A)	62
81	Rice (A)	102
60	Texas Christian (A)	66
107	Tampa (H)	61
91	Tulsa (H)	76
53	Ark. State (N)	78
65	Martinsburg (N)	61
65	Richmond (A)	69
72	Virginia Military (A)	83
80	Miami (H)	78
91	Memphis State (H)	90
64	Georgia (H)	63
60	Florida (H)	52
50	Auburn (A)	63
95	Alabama (H)	77
57	Furman (H)	48
77	Centenary (A)	79
72	Memphis State (A)	64
73	Georgia Tech (A)	77
101	Jacksonville (H)	77
60	Stetson (A)	60
60	Miami (A)	82
70	Georgia (A)	85

1964-65—Won 15, Lost 10 (.620)

57	Valdosta State (H)	57
76	Virginia Military (H)	72
68	Auburn (A)	92
79	Alabama (A)	76
51	Florida (H)	50
56	Oklahoma State (N)	60
02	Dayton (N)	64
43	Tennessee (N)	60
74	Tulsa (A)	72
44	DePaul (H)	52
77	Creighton (N)	65
01	Drexel (N)	56
64	Georgia (OT) (A)	55
67	Miami (H)	66
74	Memphis State (H)	61
72	Georgia Tech (H)	65
52	Auburn (H)	55

66	Alabama (H)	75
62	Drexel (N)	58
81	Missouri State (A)	70
97	Jacksonville (H)	74
76	Georgia Tech (A)	77
71	Tampa (A)	64
65	Florida (A)	72
75	Miami (A)	82
85	Georgia (H)	83

1965-66—Won 15, Lost 11 (.577)

73	Lamar Tech (H)	68
69	Valdosta (H)	66
71	Tampa (H)	57
62	Florida (A)	75
80	North Carolina (A)	115
62	Calif. Santa Barbara (H)	61
00	V.M.I. (A)	64
58	Auburn (A)	59
61	Auburn (A)	60
57	Georgia (A)	63
78	Miami (H)	62
73	Loyola of N.O. (H)	53
67	Memphis (H)	63
65	Florida (H)	74
85	Jacksonville (A)	90
96	Panama Nationals (H)	73
71	Georgia Tech (H)	66
65	Memphis (A)	81
62	Loyola of N.O. (A)	63
75	Jacksonville (A)	40
88	Georgia Tech (A)	95
77	Sanford (H)	66
90	Florida Southern (H)	54
99	Tampa (A)	70
90	Miami (A)	112
87	Georgia (H)	69

1966-67—Won 11, Lost 15 (.423)

62	Valdosta State (H)	50
76	Rice (H)	72
50	Florida (A)	70
46	Kansas (A)	62
58	Kansas State (A)	81
76	Richmond (A)	80
50	Eastern Kentucky (A)	81
83	Citadel (A)	67
55	North Carolina (A)	61
79	Alabama (A)	67
59	Auburn (A)	60
61	Miami (H)	60
05	Tulane (A)	67
47	Memphis State (A)	46
81	Jacksonville (H)	70
71	Marshall (H)	77
00	Georgia Tech (H)	75
103	Tampa (H)	72
50	Memphis State (H)	51
68	Jacksonville (A)	67
100	Tulane (H)	90
84	Florida Southern (A)	76
75	Florida (H)	90
81	Georgia Tech (A)	102
67	Tampa (A)	84
90	Miami (A)	110

1967-68—Won 19, Lost 8 (.704)

90	Va. Presbyterian (A)	66
80	Ohio State (A)	76
87	Florida (H)	95
104	Sanford (H)	89
58	Marquette (A)	78
100	Louisiana State (N)	100
114	Richmond (H)	91
67	Rutgers (H)	77
94	Gen. Washington (A)	69
67	Evansville (A)	76
96	Citadel (A)	75
111	Stetson (H)	81
122	Miami (H)	93
92	Jacksonville (H)	79
73	Georgia Tech (A)	57
109	Notre Dame (H)	71
81	Valdosta State (H)	71
80	North Carolina (A)	86
110	East Carolina (H)	100
93	Citadel (H)	90
104	Florida Southern (H)	82
106	Jacksonville (A)	65
64	Florida (A)	80
72	Georgia Tech (H)	67
72	Stetson (A)	60
84	Miami (A)	96
69	East Tenn. State (A)	79

*NCAA Mid-East Regionals

1968-69—Won 18, Lost 8 (.892)

120	Valdosta State (H)	75
111	Miami (A)	84
93	Jacksonville (A)	88
71	Virginia Tech (A)	77
78	Louisville (A)	79
70	So. California (H)	68
66	Ohio State (H)	93
104	New Hampshire (H)	52
68	Jacksonville (A)	76
67	Tulane (A)	94
90	Miami (H)	81
67	Kent State (H)	76
99	Tulane (H)	90
80	Iowa (A)	83
92	Hawaii (H)	60
87	South Carolina (H)	76
93	Jacksonville (H)	69
81	Valdosta State (A)	81
70	Clemson (A)	67
82	North Carolina (A)	100
95	Stetson (H)	67
79	Duquesne (H)	71
76	Georgia Tech (H)	81
98	Georgia Tech (A)	80
84	Florida Southern (A)	70
89	Miami (A)	86

1969-70—Won 23, Lost 3 (.885)

69	Oregon State (H)	68
100	Oregon (H)	84
107	Pacific (A)	86
75	North Carolina (A)	85
98	Georgetown (H)	65
79	Louisville (H)	69
82	Texas (H)	81
86	Army (H)	51
88	Florida (H)	63
121	Pepperdine (A)	83
68	So. California (A)	71
87	Arizona (A)	78
104	Miami (H)	63
82	Tulane (A)	77
122	Clemson (H)	60
89	Georgia Tech (A)	83
89	Jacksonville (H)	83
83	Virginia Tech (H)	73
80	Kent State (A)	79
82	Duquesne (A)	76
98	Florida Southern (H)	71
117	Truist (H)	77
81	Jacksonville (A)	85
97	Georgia Tech (H)	80
91	Stetson (A)	64
112	Miami (A)	96

1970-71—Won 17, Lost 9 (.654)

80	Texas (A)	78
106	Biscayne (H)	70
125	South Dakota (H)	65
117	Southern Miss. (N)	84
106	Jacksonville (A)	114
111	Valdosta State (H)	63
85	So. California (H)	91
64	Miami (Ohio) (H)	67
95	Pan American (A)	90
95	Arizona (H)	65
101	Pepperdine (H)	82
114	Miami (H)	100
96	Marshall (H)	68
69	Tulane (A)	88
122	Sanford (H)	79
78	Stetson (H)	71
67	Georgia Tech (H)	85
65	Jacksonville (A)	83
82	California Irvine (H)	69
98	Wisconsin-Milw. (H)	61
81	Georgia Tech (A)	76
113	Georgia Southern (A)	81
79	Jacksonville (H)	90
61	North Carolina (A)	70
74	Florida Southern (A)	66
91	Miami (A)	100

1971-72—Won 27, Lost 6 (.818)

112	Dalhousie (H)	69
96	Eastern Kentucky (H)	83
90	Stetson (N)	54
90	Jacksonville (A)	83
131	Valdosta State (H)	65
(10)	Hawaii (A) (Forfeit)	(30)
78	Hawaii (A)	81
65	Washington (N)	77
73	Oregon State (H)	72
85	Washington State (H)	61
88	Denver (H)	70

63	St. Louis (H)	67
106	Fl. Tennessee State (H)	63
90	Mercer (H)	78
86	Houston (H)	79
105	South Alabam. (H)	72
71	Georgia Tech (A)	69
72	Jacksonville (H)	84
84	Florida Southern (H)	63
109	Pan American (H)	63
86	Houston (A)	94
104	South Alabama (A)	81
91	Tulane (H)	64
108	Georgia Tech (H)	50
70	Jacksonville (A)	61
49	Stetson (A)	47
84	Biscayne (A)	66
64	Cincinnati (A)	88
(NCAA Tournament)		
83	Eastern Kentucky (N)	81
70	Minnesota (H)	56
73	Kentucky (H)	54
13	North Carolina (N)	75
76	UCLA (A)	61

1972-73—Won 18, Lost 8 (.692)

109	Georgia Southern (H)	97
87	Eastern Kentucky (N)	70
97	Biscayne (H)	67
59	Dalhousie (N)	61
85	Duquesne (N)	67
88	Alabama (H)	74
91	Northwestern (H)	73
70	Penn. State (N)	60
77	Brighton Young (H)	80
94	Oklahoma City (A)	80
91	Cincinnati (H)	55
101	George Washington (H)	70
78	Cincinnati (H)	74
81	Stetson (H)	67
66	Jacksonville (A)	70
47	Sanford (A)	34
78	Southern Ill. (H)	73
95	South Florida (H)	53
82	Virginia Tech (A)	91
88	Seton Hall (N)	61
62	Cincinnati (A)	80
83	Jacksonville (H)	74
79	North Carolina (N)	91
86	South Alabama (A)	69
59	Marshall (H)	71
112	Mercer (H)	94

1973-74—Won 18, Lost 8 (.692)

82	Hofstra (H)	63
109	Biscayne (H)	71
65	Clemson (H)	58
60	Pittsburgh (N)	82
93	Eastern Kentucky (A)	60
78	Louisville (A)	90
80	Memphis State (H)	80
107	W. Kentucky (H)	67
66	Wake Forest (N)	48
82	Indiana State (N)	93
84	Wis.-Milw. (N)	82
99	Texas A&M (N)	79
74	Houston (A)	79
85	Virginia Tech (N)	60
92	Georgia Southern (N)	89
94	South Florida (A) (OT)	95
73	South Illinois (A)	77
78	Jacksonville (H)	74
90	New Mexico (H)	71
91	Carleton (H)	74
118	South Florida (H)	81
69	Jacksonville (A)	113
65	North Carolina (H)	101
105	South Alabama (H)	63
88	Fairleigh Dickinson (H)	58
98	South Alabama (A)	91

1974-75—Won 18, Lost 6 (.692)

81	Valdosta State (H)	74
72	Illinois State (H)	70
90	Marshall (H)	63
69	Memphis State (A)	70
75	Louisville (H)	81
86	Cal. State-Bakersfield (H)	66
67	Ohio II (H)	60
69	Purdue (N)	69
64	Lynchville (A)	79
107	Eastern Kentucky (H)	75
104	Wisconsin-Milw. (H)	82
88	Biscayne (A)	59
71	South Florida (A)	77
107	Hofstra (H)	71
95	Biscayne (A)	85
75	Clemson (A)	61
78	New Mexico (A) (OT)	84
111	UI-Chattanooga (H)	70
83	Jacksonville (H)	55
101	Georgia Southern (N)	77
81	Georgia State (H)	72
71	Jacksonville (A)	76
104	Georgia Southern (H)	71
91	Mercer (H)	60
77	South Florida (H)	84
54	Stetson (A)	63

1975-76—Won 21, Lost 6 (.776)

90	Bellarmine (H)	47
65	Eastern Kentucky (A)	59
59	Indiana (A)	83
81	Stetson (H)	71
109	Palm Beach Atlantic (H)	52
78	South Florida (N)	71
72	Alabama (N)	76
54	Washington (N)	69
75	Oregon State (N)	78
84	Colorado State (N)	51
88	Western Kentucky (H)	60
77	Jacksonville (A)	57
107	Baptist College (H)	54
108	Memphis State (H)	79
76	South Florida (A)	72
110	Southwestern La. (H)	70
66	Georgia State (A)	58
80	Illinois State (A)	58

80	Illinois State (A) (OT)	82
88	South Florida (H)	62
109	Illinois State (H)	81
85	Madison (A)	65
74	Jacksonville (H)	65
97	Georgia State (H)	70
106	Valdosta State (H)	61
90	Mercer (H)	76
68	Southwestern La. (A)	65
81	Dayton (A)	95

1976-77 (15-11)

70	Toledo (N)	66
92	Clemson (A)	108
109	Missouri Western (H)	80
97	Austin Peay (H)	86
83	Missouri (A)	65
94	Santa Clara (N)	80
87	San Francisco (A)	93
71	Army (N)	72
78	Vermont (A)	67
75	Louisville (A)	78
93	Western Kentucky (A)	73
63	Troy State (H)	60
60	Madison (H)	60
75	Memphis State (A)	61
97	South Florida (A)	84
115	South Alabama (H)	66
70	Jacksonville (A)	77
65	N. Carolina-Charlotte (H)	76
66	Mercer (A)	65
139	Baptist (H)	72
87	Kentucky (A)	97
87	Stetson (A)	60
76	Dayton (A)	71
79	Jacksonville (H)	71
103	South Florida (H)	72
91	Oral Roberts (H)	67
72	Georgia Tech (N)*	67

*Metro Tournament



Dr. Bernard F. Sliger President



Florida State University has a new "No. 1 Fan."

Bernard F. Sliger, who officially became the University's 10th president June 10, 1977, leads the Seminoles into their 30th season of intercollegiate basketball competition.

The 52-year-old Sliger believes that competition is an integral part of university life. "A major public institution is benefited by a well-rounded athletic program," he said. "In addition to being an important source of outside giving, it is a means of identification. Athletics is a rallying part for present and former students as well as supporters of Florida State.

"It also is an additional outlet for student energies. Although studying is the most important factor in students' lives, they need an outlet for their energies. Athletics provides students the healthy outlet they need."

President Sliger is no newcomer to the athletic scene. During his high school days in his hometown of Trout Creek, Mich., he was a member of the basketball, track and football teams.

Even with the time-consuming demands of a university president he finds time to attend many Florida State athletic events.

Dr. Sliger, who joined the Florida State administrative team May 15, 1972, as executive vice president, was formerly executive director of the Louisiana Coordinating Council for High Education. For 19 years he was a faculty member and administrator at Louisiana State University.

An economist and scholar in the special fields of economic theory and public finance, Dr. Sliger earned the B.A., M.A. and Ph.D. degrees in economics at Michigan State University, and has done postdoctoral study in mathematical economics at the University of Minnesota. He also has taught at Michigan State and at Southern University, Baton Rouge.

Dr. Sliger is a frequent consultant to private and public commissions and organizations. He currently is serving as chairman of Gov. Reubin Askew's Economic Advisory Council. He was a member and chief consultant of the Governor of Louisiana's tax study committee in 1968, and chaired a special committee appointed by the legislature to study the Louisiana Department of Revenue. He also served a year as Louisiana Commissioner of Administration and Chief Budget Officer.

Dr. Sliger and his wife, Greta, have two sons and two daughters, Nan, Paul, Greta and Sten.

John Bridgers **Athletic Director**



John Bridgers came on the Florida State scene as its athletic director in the spring of 1973 and since that time the Seminole program has constantly been on the move upward.

The list of accomplishments for this 1947 graduate of Auburn is staggering. . .

(1) Bridgers instigated cancellation of a \$378,000 debt on Doak S. Campbell Stadium;

(2) Bridgers was primarily responsible for Florida State's admission to the Metropolitan Athletic Conference through his personal friendships with conference athletic directors;

(3) Bridgers made the decision to schedule all night home football games which has greatly increased attendance;

(4) Bridgers has scheduled Auburn, Georgia Tech, South Carolina and Tulane for football dates which gives future Seminole states a regional flavor;

(5) Bridgers solicited additional funds and transfer of designated funds based on donor's evaluation which made possible the purchase of Casa Del Gato by the Florida State Foundation. This facility is used for the housing of student athletes;

(6) Bridgers secured funds through Student Government for construction of a new home baseball dugout, restroom, press box, concession stand and storage facility at Seminole Field;


(7) In 1976, Bridgers put together the largest and most profitable radio network in four years at Florida State, personally securing sponsorships amounting to about \$40,000;

(8) Bridgers made sure that the athletic budget operated at a profit in 1974-75 and 1975-76 despite having to cut expenditures by over \$200,000 and adding over \$100,000 to the budget for women's athletics.

A native of Birmingham, Ala., Bridgers came to Florida State from South Carolina. Previously he had spent 10 years as athletic director and head football coach at Baylor University, a period during which the Bears participated in three bowl games and recorded the third best won-lost record in the Southwest Conference.

Following graduation from Auburn, Bridgers served two years with the Army in Korea, being discharged as a captain after enlisting as a private. His early coaching experience included service at the University of the South and Johns Hopkins. He also served with the Baltimore Colts and Pittsburgh Steelers.

Bridgers is married to the former Frances Young of Florence, Ala.



Florida State University

Florida State University witnessed several milestones in the academic year 1976-77, celebrating its 30th anniversary and receiving a new president who envisions FSU as one of the top twenty institutions in the future.

The Board of Regents named Bernard F. Sliger president on Feb. 7, and on June 10—just one day before 6,000 graduates received their degrees—Dr. Sliger was inaugurated as Florida State's 10th president.

"I am confident that with the support, assistance and encouragement of students, faculty, alumni, citizens and friends, the University will use its distinguished traditions as a sound base upon which to build an equally distinguished future," President Sliger said at his inauguration. The immediate past was a mixture of hope and caution, a year of austerity as well as bold new projects.

Construction work, for instance, continued on such projects as the Diffenbaugh Building renovation and the new College of Education. On Nov. 14, 1976, the University dedicated its completed \$2.2 million School of Nursing complex, and the ground was broken this year for a new \$5.3 million music annex.

And after five years of work and planning, the 1977 legislature funded the \$4.4 million Center for Continuing Education, a center that will serve the professional and educational needs of government leaders, businessmen and just about every sector of community life.

Research programs and academic achievements did not take a back seat either. Thanks to money provided by the Lilly Endowment, the Charles MacArthur Center for the American Theater produced and taped a television production of S.N. Behrman's "End of Summer" starring Helen Hayes, which was telecast last spring on the PBS program "Theater in America."

Individual achievements were equally stellar. Herbert J. Taylor, professor of biological science, became the sixth Florida member of the National Academy of Sciences, one of the most distinguished honors awarded in the scientific profession. Novelist-in-residence Janet Burroway published "Raw Silk," which garnered glowing reviews from the likes of The Los Angeles Times and Newsweek. Playwright Susan Zeder saw her work performed in the Kennedy Center, and in the student ranks, the University was honored with its first Rhodes Scholar, 20-year-old Caroline Alexander.

All the good news fits in perfectly with FSU's celebration of its 30th anniversary as a statewide university. Although the school itself is actually 120 years old, it was exactly 30 years ago when Gov. Millard Caldwell signed the legislation which made it co-educational and changed its name from the Florida State College for Women.

The academic growth of FSU in those three decades has often been referred to as an "educational miracle." Contrasts between 1947 and today's campus are dramatic. Nearly 22,000 students now attend classes on a campus not much larger than the 80 acres that held only 4,000 students 30 years ago. Faculty strength has grown from 369 to 1,300 in the interim and state revenues from \$2.5 million per year to \$54.3 million.