


Florida State

1976-77 Basketball



Florida State University

FACTS AND FIGURES:

Location: Tallahassee, Florida 32306
Founded: 1857
Enrollment: 23,000
President: Dr. Bernard F. Sliger (Interim)
Nickname: Seminoles
Colors: Garnet and Gold
Home Court: Tully Gymnasium (3,500)

STAFF:	Office:	Home:
Head Coach: Hugh Durham	644 3080	
Assistant Coaches: Morris McHone Larry Gay	644-3080 644-3080	
Athletic Director: John Bridgers	644-2790	
Faculty Representative: Dr. Richard Baker	644-3093	
Business Manager: Claude Thigpen	644-2790	
Ticket Manager: Mrs. Marian Lee	644-1830	
Trainer: Don Fauls	644-2775	
Sports Information Director: Mark Carlson	644-1038	224-6423

All Area Codes 404

PRESS INFORMATION

Press row is located at the ends of the court in Tully Gym. Requests for all press and scouting passes should be directed to Mark Carlson, Sports Information Director, 200 Tully Gym, Florida State University, Tallahassee, Fla., 32306.

A will call window is located in the gymnasium lobby. Telephones are available in the Sports Information Office and telecopier service is also available. A maximum of three seats will be made available for the official network station of opponents. These seats will be located in the press box above the court on the south side of Tully Gym.

Telephone and loop orders should be placed directly with Central Telephone Co., of Tallahassee. Special parking is also available at the gym. Parking requests should be directed to the Sports Information Office.

Seminole Basketball

1976-77 Press Guide

Contents

Administration	2
Hugh Durham	4
Season Preview	7
Player Biographies	9
1975-76 Statistics	23
Opponents	26
Series Records vs. Opponents	49
Records	52
Tournaments	62
All-Time Scores	63
1976-77 Schedule	Back Cover



The Seminoles became the seventh member of the Metropolitan Collegiate Athletic Conference in July, 1976. Charter members of the Metro, a basketball-oriented league that was formed in June, 1975, are Cincinnati, Georgia Tech, Louisville, Memphis State, St. Louis and Tulane.

metro

Metropolitan Collegiate Athletic Conference

Dr. Bernard F. Sliger
Interim President



Dr. Sliger, who became Interim President of Florida State on Aug. 1, 1976, joined the administration on May 15, 1972, as Executive Vice President. The following year he assumed the additional duties of Chief Academic Officer, and further served as Director of the University's London Study Center during the Fall quarter, 1975.

Formerly executive director of the Louisiana Coordinating Council for Higher Education, Dr. Sliger's background as an educator includes 19 years as a faculty member and administrator at Louisiana State University. During that time he served LSU as head of the economics department, member and chairman of the graduate council, dean of academic affairs and vice chancellor. Taking a leave of absence from LSU in 1969, he organized the Louisiana Coordinating Council for Higher Education, which is similar to the Florida Board of Regents, and became its executive director, a position equivalent to the chancellorship of the State University System in Florida.

An economist and scholar in the special fields of economic theory and public finance, he has frequently served as a consultant to private and public commissions and organizations. He was a member and chief consultant of the Governor of Louisiana's tax study committee in 1968, and chaired a special committee appointed by the legislature to study the Louisiana Department of Revenue. Dr. Sliger also served a year as Louisiana Commissioner of Administration and Chief Budget Officer. He is currently a member of Gov. Reubin Askew's Economic Advisory Council.

Born Sept. 30, 1924, the native of Trout Creek, Mich., holds three degrees — the B.A., M.A. and Ph.D. — from Michigan State University, all in economics; and he has done postdoctoral study in mathematical economics at the University of Minnesota on a sabbatical leave. He has taught at Michigan State and Southern University in visiting capacities, and began his educational career as an instructor in Michigan's Interior Township Schools in 1947.

Dr. Sliger served in the United States Army from 1943 to 1946, and was active in civic organizations in Baton Rouge, where he was a member of the Mental Health Association, Boy Scout Board, Rotary Club, YMCA Board, the Budget Committee on United Givers, the Baton Rouge Goals Committee and the American Legion. He holds memberships in 10 professional, scholastic and honor societies including Omicron Delta Kappa, Phi Kappa Phi and Alpha Kappa Psi.

Dr. and Mrs. Sliger have four children: Nan, Paul, Greta and Sten.

John Bridgers
Athletic Director



Since taking over the reins of Florida State's athletic program in the spring of 1973, John Bridgers has led the Seminoles to accomplishments that, in some respects, border on phenomenal. Since coming to FSU he has been faced by the same general financial woes that beset the economy in general and intercollegiate athletics in particular nationwide.

In his quiet, soft-spoken style, Bridgers has met these problems head-on. In most cases he comes away from the problems he tackles a winner. The reorganized athletic scholarship program has made strong gains each season and in 1974-75, Seminole Booster contributions increased 80 percent over the previous year, despite an 0-11 record in football the year before. In addition the average attendance for 1974 home games increased 8,000 over 1973. A vigorous season ticket drive set new records in 1975 and more increases were achieved again in 1976.

Perhaps the most outstanding accomplishment of Bridgers' leadership is that at the close of the last two budget years, the Seminole program not only avoided going into the red, but actually showed a profit. It was done also without sacrificing the quality of performance the Seminoles displayed in competition. In the last few years, Florida State has fielded teams in NCAA Championship competition, had a two-time national champion in track star Danny Smith and successfully recruited several athletes of world and national caliber in all sports. Intercollegiate athletics has also added the responsibility of a growing women's program — one that promises to be as competitive in its area as the men's program.

Physical improvements have also been many during Bridgers' tenure. The fieldhouse at Campbell Stadium has been renovated and enlarged with an indoor practice area, a weight room and dining room. Also recently completed is a renovation of Tully Gym, that added heating and air conditioning and the long-awaited dream of a new campus or civic coliseum is now near reality.

A native of Birmingham, AL, Bridgers came to Florida State from South Carolina. Previously he had spent 10 years as athletic director and head football coach at Baylor University, a period during which the Bears attended three bowl games and recorded the third best won-loss record in the Southwest Conference behind Texas and Arkansas.

Bridgers is married to the former Frances Young of Florence, AL. They have two sons, John Dixon and Donald Hamilton.

Hugh Durham

Coach



Over the last ten years, Florida State's basketball program has become recognized as one of the most successful in the nation. It is no coincidence that the same period marks the tenure of Hugh Durham as Head Coach.

His record speaks for itself — 191 victories and 78 defeats.

Winning on the court is only part of Durham's story, however. During his tenure Florida State has become favored recruiting ground for the pros. No fewer than nine Seminoles have been drafted by the pros with several now active, including NBA All-Star Dave Cowens of the Boston Celtics.

Those players who choose not to go into professional ball have also met with success, with several going on to graduate school, medical school or law school and others starting on coaching careers of their own.

"We make a total commitment to the individual," says Durham, who has seen well over 80 percent of his players earn at least a bachelor's degree. "We realize that for many of our players, basketball is not going to be a career. While we are trying to develop the playing ability of all our athletes, especially those with the potential to play pro ball, we also try to see that all of them are prepared in other areas as well."

Durham teams have been winners in all but his first season as head coach. That first year saw an injury-riddled Tribe struggle to an 11-15 record. Since that time, no Durham-coached team has won fewer than 17 games. The 1969-70 squad finished 23-3 and the 1971-72 Seminoles went to the NCAA finals before settling for a 27-9 record.

Florida State has been a part of Durham's life for the last 20 years. First as a player and now as a coach. As a player, Durham was one of the finest guards to play for the Seminoles. His three-year varsity scoring total of 1,381 points ranks sixth on the all-time list. He was as much a leader off the court as on, earning membership in the Gold Key Honorary and being named to Who's Who Among American Colleges and Universities.

Following graduation he was named coach of the freshman team and still holds the record for the best winning percentage (.900) with a 9-1 record. He became a fulltime assistant to Bud Kennedy in 1961 and was named head coach in 1966 following Kennedy's death.

During his tenure as an assistant coach, Durham also served as coach of the FSU golf team and his squads were highly successful, winning 48 of 54 dual matches. One of his golf recruits was Hubert Green, former PGA Rookie of the Year.

Durham holds Bachelor's and Master's degrees from Florida State in business. He and his wife Malinda have three sons, David (16), Doug (12) and Jim (eight).



Durham's Record

Year	W	L
1966-67	11	15
1967-68	19	8
1968-69	18	8
1969-70	23	3
1970-71	17	9
1971-72	27	6
1972-73	18	8
1973-74	18	8
1974-75	18	8
1975-76	22	5
10 Yrs.	191	78 (.706)

Durham Milestones

Victory	Opponent	Score	Date
1	Valdosta State	62-58	Dec. 1, 1966
25	East Carolina	110-100	Feb. 3, 1968
50	Oregon	100-84	Dec. 4, 1969
75	So. Mississippi	117-84	Dec. 7, 1970
100	Mercer	96-78	Jan. 11, 1972
125	Cincinnati	78-74	Jan. 13, 1973
150	Fairleigh Dickinson	86-58	Feb. 26, 1974

Morris McHone
Assistant Coach



A seven-year veteran of Florida State's basketball program, Morris McHone has established himself as one of the finest assistant coaches in the country.

McHone aids Head Coach Hugh Durham in all areas, but most especially as the Seminoles' chief recruiter. While he spends a good portion of his time on the road scouting the top high school and junior college prospects in the country, he is also a valuable on-the-court member of the staff. A knowledgeable student of the game, he is especially able to work with younger players developing sound fundamentals.

An area in which McHone makes an especially strong contribution is recognizing opposition plays and techniques and developing changes to combat them.

A native of Marion, N.C., McHone is a graduate of Florida State and also attended Wingate Junior College. Following his graduation, he served two seasons coaching at Zephyrhills High School. He then moved to Nova High School in Fort Lauderdale and was named Broward County Coach of the Year.

Morris returned to Florida State in 1969 as a graduate assistant and assumed fulltime duties a year later. He became Durham's number one assistant in 1974.

He and his wife Sharon have one son, Kimble, nine.

Larry Gay
Assistant Coach



A former Seminole player, Larry Gay is now in his third season as an assistant to Head Coach Hugh Durham.

Larry was a three-year varsity performer for the Seminoles and a member of the 1971-72 squad which played UCLA in the finals of the NCAA Championships. A versatile player, he played an important role as a reserve at both wing and post. Under Coach Durham's rotation system of substitution, he gained considerable playing time and often made key contributions to the Seminoles' success.

His versatility as a player has proven to be a big aid in his coaching as well, enabling him to relate to the Seminole big men at both the post and wing spots.

Larry, who is single, graduated from Florida State in 1973 with a degree in Social Work.

Florida State Outlook

Florida State's basketball team will be looking to be "just a bit better" in 1976-77 than they were last season. The Seminoles are returning eight lettermen who remember the disappointment of a 22-5 year that post-season tournament selectors declared "not good enough" for an invitation. The outlook for the season ahead is bright and Head Coach Hugh Durham, who is usually realistically cautious, joins in the optimism. "We have the ability to be a better team," says the Seminoles' 10-year veteran mentor who has garnered a 191-78 won-loss record. "On paper we are a stronger team; we should be quicker, stronger offensively and more experienced. But you don't throw paper on the court and win games. We are still going to have to prove ourselves."

Balance was a big factor for the Seminoles last season. Nine players were on the court 393 minutes or more and averaged 6.4 to 14.4 points a game. The bench outscored the starters five times and contributed over 30 points in more than half the Tribe's games. As a team the Seminoles averaged 83.9 points per game while giving up 68.9 using Durham's constant pressure, man-to-man philosophy. Heading the list of Seminole returnees are junior forwards David Thompson (6-8) and Harry Davis (6-7). They were the only two Seminoles to average double figures. Thompson averaged 14.4 points while Davis scored at a 12.3 clip. Durham says they may be among the best pair of forwards in the nation. Thompson is a strong offensive-type player who can go to the boards (he tied for the team rebounding lead last year as a sophomore). Davis is the strong Paul Silas-type player, giving 100% all over the court, offensively and defensively. His .638 shooting percentage ranked him sixth in the nation last year in that category. Junior Jim Smith (6-6) is much improved. He averaged 14.1 in the Dominican Republic and will make a strong run for a starting berth.

A trio of seniors head the list of back court players. Carlton Byrd (5-8), Eugene Harris (6-0) and Wayne Smalls (6-2) have been starters at some time during their varsity careers. Harris and Byrd averaged 8.0 points per game last year while Smalls was just a bit behind at 7.4. Each is also a 50% shooter from the field. They complement each other extremely well with strong all-around games. The competition they have created from within has made each of them a better player and gives the Seminoles as strong a back court as they have ever had in their history.


The big key for the Seminoles will be having someone step forward to fill the spot left vacant by graduated Greg Grady. A three-year starter, Grady leaves a big gap in the middle. "Someone will have to fill Grady's position," said Durham. "He will be especially missed defensively and on the boards. We have a number of people capable of stepping in, it is just a matter of who it will be."

The Seminoles recruited a trio of big men that Durham is hoping will produce some instant help up front, either in Grady's spot or as a back up at forward. Kris Anderson is a 6-8 product out of Yulee, Fla. and was the most sought after big man in the state. Murray Brown is a 6-7 candidate from Tampa. Donnie Kuhl is 6-9 and played prep ball in Orlando.

Also coming in for their freshman seasons are three guards, 6-2 Micky Dillard of Dania; 6-0 Tony Jackson of

Lexington, Ky.; and 6-3 Dave Vetica of Ellwood, Pa.

One thing Durham will not be fearing is overconfidence on the heels of the Seminoles' 21-6 mark last season. In spite of producing one of the best records in the country that included wins over Western Kentucky, Memphis State and Illinois State, as well as home-and-home sweeps over intra-state rivals Jacksonville and South Florida, the Seminoles were snubbed by post-season tournament selectors. Among their six losses were four to teams (Indiana, Oregon State, Washington and Alabama) who were at one time or another ranked in the top 10 last year. Two of those contests were by four points or less. "We worked hard last year and felt we earned a bid. You can be sure that no one will take anything for granted this year."



Kris Anderson

Pos.: Forward-Center

Ht.: 6-8

Wt.: 205

Freshman

Yulee, Florida



All-state performer in high school averaging 19 points and 13 rebounds per game. Plays the game intelligently. Has good hands and shoots well for a big man. His big adjustment will come in his defensive play and on the boards. Needs more strength. His attitude is a definite plus factor.

Murray Brown


Pos.: Forward

HL: 6-7

Wt.: 190

Freshman

Tampa, Florida



Exceptional leaper who is very physical on the boards. One of the most aggressive performers among the freshmen. Has good timing and coordination and scores well low. Needs to make some improvements defensively. Was an All-State player in high school.

Carlton Byrd

Pos.: Guard

Ht.: 5-8

Wt.: 140

Senior, 3 VL

Dania, Florida



This veteran started as a freshman, lost starting role as a sophomore and regained it last season. He broke into the opening lineup at the same time Harry Davis did during the Far West Classic. His quickness allows him to be aggressive on defense. However, his discipline is evidenced by the fact he has fouled only 101 times in 78 games. Offensively he makes a major contribution as the floor leader and handling the ball on the break. His shooting percentage has gone up from 43 to 50.3 in three years. This was possible because of much practice time and the better selection of shots. An outstanding student, he's on the Dean's List with a 3.3 average and he's a student representative on the Athletic Committee.

Career Record

YR	G	FGM-FOA	PCT	FTM-FTA	PCT	REB	AVG	PF	TP	AVG
75-76	26	84-167	.503	40-55	.727	35	1.3	41	208	8.0
74-75	26	52-108	.481	23-41	.561	15	0.6	30	127	4.9
73-74	26	58-132	.439	27-37	.730	39	1.5	35	143	5.5
Totals:	78	194-407	.476	90-133	.676	89	1.1	106	478	6.1

Harry Davis

Pos.: Forward-Center

Ht.: 6-7

Wt.: 220

Junior, VL

Cleveland, Ohio



This husky Ohio native was voted the Seminoles' most valuable player last season and would up eighth in the country in percentage from the field with a sizzling 63.8 percent. He became a starter in the final two games of the Far West Classic last season and responded by hitting nine of 10 from the field and 10 of 16. After the time he was handed a starting assignment the Seminoles lost only three games. He led the Seminoles in playing time with 750 minutes, 74 more than the next player. A good rebounder, attested by his 6.2 average, he was the club's second-leading scorer, averaging 12.3. His 65 assists was second on the team. He does many things most big men can't do because of his quickness and is also an outstanding ball handler.

Career Record

YR	G	FGM-FGA	PCT	FTM-FTA	PCT	RBS	AVG	PF	TP	AVG
75-76	27	143-224	.638	45-71	.634	167	6.2	80	331	12.3
74-75	26	104-185	.562	27-41	.659	147	5.7	53	235	9.0
Totals	53	247-409	.603	72-112	.642	314	5.9	123	566	10.6

Mickey Dillard


Pos.: Guard

Ht.: 6-2

Wt.: 160

Freshman

Dania, Florida



Exceptionally quick. One of the quickest players on the squad. Also has excellent leaping ability. He is a total player with excellent defensive potential as well as offensive. Shoots well inside and has the ability and strength to take the ball to the basket. He is the cousin of teammate Carlton Byrd. Also an All-State performer.

Eugene Harris


Pos.: Guard

Ht.: 6-0

Wt.: 180

Senior, 3 VL

Scottsboro, Alabama



One of the top defensive players in the state. When this aggressive senior enters the game, things begin to happen because of his defensive ability. He has worked hard on improving his shooting and now this is one of his strong points. Averaged 8.0 in '76 with a field goal percentage of 49.4 while only playing 480 minutes. He is one of the most physical players on the club.

Career Record

YR	G	FGM-FGA	PCT	FTM-FTA	PCT	RBS	AVG	PF	TP	AVG
75-76	27	86-174	.494	44-58	.759	70	2.6	71	216	8.0
74-75	26	91-179	.508	41-61	.672	80	3.1	77	223	8.6
73-74	26	65-128	.508	48-59	.814	50	1.9	68	178	6.8
Totals	79	242-481	.503	133-178	.747	200	2.5	216	617	7.8

Tony Jackson


Pos.: Guard

Ht.: 6-0

Wt.: 160

Freshman

Lexington, Ky.



Was an all-everything performer in the state of Kentucky and has been to war more than any freshman. He toured Spain and Russia following his senior season. Quickness is his biggest asset and should team well with Mickey Dillard. Comes in as a playmaker and handles the ball extremely well. Also penetrates well but he needs some improvement on his outside shooting. He is a hard worker with a great attitude. Will be a tremendous defensive player. He accepts a defensive challenge and will fit the Florida State system.

Donnie Kuhl


Pos.: Center

Ht.: 6-9

t.: 220

Freshman

Orlando, Florida



Biggest player on the squad and runs well for a big man. Has good strength after some extensive off-season work. Had a leg injury and missed much of his season but is expected to perform well as a freshman. Has good hands and strong rebounding ability. Needs to gain consistency.

Mike Kudid

Pos.: Guard

Ht.: 6-1

Wt.: 175

Junior

Daytona Beach, Florida



After performing with the D-squad as a freshman, Mike received varsity status last season. Played in seven games, but is still looking for his first varsity points. FSU coaches like his hustle and willingness to work. Mike should see considerably more playing time this season as Seminoles continue to shuffle players into lineup.

Career Record

YR	G	FGM-FGA	PCT	FTM-FTA	PCT	RBS	AVG	PF	PT	AVG
75-76	6	0-7	.000	0-0	—	3	0.5	2	0	0.0

Hank Mann


Pos.: Forward

Ht.: 6-5

Wt.: 185

Sophomore

Chester, Pa.



His career has been beset by injuries. Last season he was red-shirted when the Seminoles had an abundance of forwards. In freshman year, he pulled a hamstring muscle before the start of practice and was continually plagued by nagging injuries the rest of the season. He shot almost 50 percent from the field as a freshman and averaged better than five points per game. The coaching staff believes he has the ability to score inside. A consensus prep All-American, Hank played in Dapper Dan Classic against Moses Malone.

Career Record

YR	G	FGM-FGA	PCT	FTM-FTA	PCT	RBS	AVG	PF	PT	AVG
74-75	25	58-117	.496	16-25	.640	59	2.4	53	132	5.3

Wayne Smalls


Pos.: Guard

Ht.: 6-2

Wt.: 185

Senior, 3 VL

Camden, N. J.




Considered the best outside shooter on the squad. He hit 51.3 percent from the field last season while averaging 7.4 points in 393 minutes of playing time. His high game was 15 although he was in double figures nine times while serving in a reserve role. Worked hard on the weights during off season and raised his weight to 185 pounds. He does a good job on the break and is one of the squad's hardest workers in practice. He is the team's only married player.

Career Record

YR	G	FGM-FGA	PCT	FTM-FTA	PCT	RBS	AVG	PF	TP	AVG
75-76	25	82-160	.513	20-31	.645	22	0.9	39	184	7.4
74-75	26	141-314	.449	33-43	.767	68	2.6	61	315	12.1
73-74	26	105-244	.430	22-30	.767	54	2.1	48	233	9.0
Totals	77	328-718	.456	75-104	.721	144	1.8	148	732	9.5

James Smith

Pos.: Forward
Ht.: 6-6
Wt.: 210
Junior, 1 VL
Lake Worth, Florida



Early in the season he was a starter before he broke his foot prior to the Far West Classic. He was a starter on the Seminoles' post season Dominican Republic exhibition trip and averaged 14 points in four games. One of the team's strongest performers, he bench-presses more than any other Seminole. He's an intelligent performer who can play any position. Not only is he smart on the court but in the classroom as well since he carries a 3.9 GPA.

Career Record

YR	G	FGM-FGA	PCT	FTM-FTA	PCT	RBS	AVG	PF	TP	AVG
75-76	20	21-39	.538	10-21	.762	51	2.6	41	50	2.9

David Thompson


Pos.: Forward

Ht.: 6-8

Wt.: 195

Junior, 1 VL

Boston, Mass.



Voted player of the year in Florida by a leading daily newspaper, Thompson led the Seminoles in scoring with a 14.4 average. His high game was 30 against Madison College, but he was in the twenties four more times. An excellent rebounder, he tied for team honors with an average of 7.5. A junior college transfer, Thompson had a tough transition period because of his previous lack of defensive experience. He had some great nights and some average ones in 1975-76. Thus, his consistency needs to improve. Says Coach Durham: "Last season was a learning year for David. Now that he knows what we expect he should become more consistent. His 14.4 average is not indicative of his offensive ability. He is a scorer! He gets up and down the floor exceptionally for a big man, and he has the ability to score underneath." He made the Big Sun All-Tournament team last year.

Career Record

YR	G	FGM-FGA	PCT	FTM-FTA	PCT	RBS	AVG	PF	TP	AVG
75-76	27	166-356	.466	58-78	.744	203	7.5	65	390	14.4

Dave Vetica

Pos.: Guard

Ht.: 6-3

Wt.: 175

Freshman

Ellwood City, Pa.



Has a super attitude and is a hard worker. An excellent shooter who averaged 32 points per game in high school. Best outside shooter among the freshmen. Is a good ball handler and has potential to be a good playmaker. Gained 15 pounds in the off-season.

**Florida State University
1975-76 Results**

FSU	OPP	Attendance	Scoring Leaders
90	47 Rollins (H)	3,000	Grady 14
65	59 Eastern Kentucky (A)	5,450	Warren 12
59	83 Indiana (A)	17,526	Warren 12
81	71 Stetson (H)	2,800	Thompson 19
109	52 Palm Beach Atlantic (H)	2,800	Thompson 19
78	51 South Florida (N)	5,700	Thompson 25
72	76 Alabama (N)	5,352	Thompson 19
54	69 Washington (N)		Thompson 17
75	78 Oregon State (N)		Davis 18
84	54 Colorado State (N)		Davis 21
88	80 Western Kentucky (H)	3,500	Davis 18
77	57 Jacksonville (A)	5,785	Byrd 17
107	54 Baptist College (H)	3,500	Warren 24
100	79 Memphis State (H)	3,500	Thompson 18
76	72 South Florida (A)	5,830	Davis 24
110	70 SW Louisiana (H)	3,500	Warren 18
66	58 Georgia State (A)	3,000	Grady 14
80	82 Illinois State (A) (OT)	5,200	Grady 14
88	62 South Florida (H)	3,500	Thompson 23
109	81 Illinois State (H)	3,500	Grady 25
85	85 Madison (A)	5,200	Thompson 30
74	65 Jacksonville (H)	3,500	Davis 20
92	70 Georgia State (H)	3,500	Thompson 26
106	61 Valdosta State (H)	3,500	Thompson 21
90	76 Mercer (H)	3,500	Davis 23
68	65 Southwestern Louisiana (A)	2,456	Thompson 14
81	85 Dayton (A)	10,780	Davis 20

FLORIDA STATE UNIVERSITY
1975-76 Final Basketball Statistics 21-6 .778 (H 13-0; A 6-3; N 2-3)

NAME	G	TIME	FGM-FGA	PCT.	FTM-FTA	PCT.	SM	REB-AVG.	ASST	PF-F0	PTS	AVG.
Thompson	27	576	156-356	.466	58-78	.744	210	203-7.5	52	65	390	14.4
Davis	27	750	143-224	.638	45-71	.634	107	167-6.2	65	80-6	331	12.3
Warren	27	634	122-311	.392	24-37	.649	202	102-3.8	52	58	268	9.9
Grady	27	674	94-176	.534	32-48	.667	98	203-7.5	25	66-1	220	8.1
Harris	27	480	86-174	.494	44-58	.759	102	70-2.6	53	71-5	216	8.0
Allen	25	451	89-169	.527	37-50	.740	93	79-3.0	28	63-1	215	8.3
Byrd	25	633	84-167	.503	40-55	.727	98	35-1.3	91	41	208	8.0
Smalls	25	393	82-160	.513	20-31	.645	89	22-0.9	45	39	184	7.4
Perkins	27	465	69-166	.416	34-58	.586	121	126-4.7	24	59-1	172	6.4
Smith	20	256	21-39	.538	16-21	.762	23	51-2.6	14	41-2	58	2.9
Kumid	6	13	0-7	.000	0-0	-----	7	3-0.5	0	2	0	0.0
TEAM								107			2*	
FLORIDA STATE		110	956-1949	.491	350-507	.690	1150	1168-43.3	459	585-16	2264	83.9
OPPONENTS		95	751-1568	.450	360-540	.667	1097	980-36.3	361	538-21	1862	68.9
							Rebound Margin	7.0		Scoring Margin		15.0

*Two points awarded FSU for basket scored by Jacksonville in FSU goal.

DEADBALL REBOUNDS (not included above) FSU 57; OPP 42

Game By Game Scoring

Opp.	OPP	Game	Thompson	Parkins	Warren	Smalls	Bass	Hanks	Allen	Byrd	Smith	Russell	Season Superlatives
Ball State	90	12*	12*	13*	12*	10	6	8*	10	2	3	0	110 SW Louisiana (70)
East Kentucky	69	7*	7*	7*	12*	12	7	2*	4	3	5	0	30 Thompson vs. Madison
Indiana	69	2*	6*	2*	12*	10	10	9*	8	3	3	0	60 P.B. Atlantic
Secton	31	2*	18*	5*	12*	13*	13	8	7	0	1*	0	20 Thompson vs. USF (H)
P.B. Atlantic	132	18*	19*	9*	13*	13	14	14	13	0	4	0	25 Madison
Orlando	72	6*	25*	8*	3*	11	4	6	4	2	4	0	10 Byrd vs. ISU
Alabama	75	6*	18*	12*	13*	5	10*	0	0	4	7	0	49 Baptist
Washington	54	3*	17*	2*	11*	2	10*	0	13	6*	7	0	13 Thompson vs. Madison
Dragon State	75	8*	7*	11*	3*	10*	6	6	17*	4*	0*	0	101 vs. P.B. Atlantic
Delaware State	54	0*	3	7	14*	6	18*	14	5	7*	0*	0	25 Thompson vs. Madison
W. Kentucky	56	6*	15*	7	6	10*	2	2	2*	17*	7	0	26 vs. Memphis State
W. Kentucky	57	8*	8	8	2	8*	12	15*	15*	12*	5	0	8 Harris vs. OSU
Jacksonville	77	8*	7	8	15	5*	4	4	10*	2	2	0	33 vs. Memphis State
Baptist	139	64	3*	6	24*	7	20*	14	11	7*	8	0	10 Davis vs. USF
Memphis State	100	10*	18*	7	10*	11	7*	14	11	13*	0	0	.614 Ga. St. (43/70)
So. Ill. Flor. da	75	7*	12*	2	10*	12	7	10	11	13*	0	0	.697 Ga. St. (23/33)
SW Louisiana	118	14*	3*	8	18*	12	10*	3	10*	10*	0	0	.900 Davis vs. OSU (9/10)
Georgia State	66	14*	13*	6	4*	7	7*	4	4	6	0	0	1,000 Grady vs. ISU (11/11)
Illinois State	88	14*	19*	2	8*	12	2*	4	17*	17*	5	0	1,000 Rollins (2/2)
South Flor. da	88	6*	23*	4	15*	6	9*	8	4*	11*	0	0	.889 Mercer (16/18)
Illinois State	108	25*	18*	9	11*	4	9*	8	6*	6*	0	0	1,000 Harris vs. OSU (8/8)
Michigan	85	3*	30*	6	15*	2	12*	5	2	5*	0	0	27 vs. Indiana
Jacksonville	74	10*	6*	6	2*	8	20*	3	2	10*	2	0	9 vs. Colorado State
Georgia State	92	70	2*	29*	4	9*	9	12	9	4*	4	0	26 vs. Stet. JU, VS, USL
Valdosta State	106	13*	21*	8	12*	4	2*	11	11	17*	5	0	14 vs. Ala. & Ga. St.
Mercer	90	3*	6*	8	4*	10	23*	9	4*	14*	0	0	
Southwestern Louisiana (*)	68	2*	14*	6	8*	3	8*	6	8	8	0	0	
Wayne	81	4*	13*	2	5*	10	20*	3	18	6*	0	0	

* w/ points awarded FSU for basket scored by Jacksonville on FSU post.

- * Started Game
- Did Not Play
- * Injured
- 2 Bat Sh. Turnover
- 1 Far West Classic

Turnovers: Most
Fewest

Personals: Most
Fewest

Army

Army Facts

Location: West Point, N.Y. 10996
Enrollment: 4,100
Colors: Black, Gold and Gray
Nickname: Cadets
Athletic Director: William T. Call
Home Ct. & Cap.: Army Field House (3,100)
Head Coach: Mike Krzyzewski
Office Phone: (914) 938-2419
Career Record: 11-14
Assistants: Pete Gaudent and Bobby Dwyer
Sports Info. Dir.: Bob Kenney
Office Phone: (914) 938-3303
Home Phone: (914) 564-0696
1975-76 Record: 11-14

1976-77 Roster

Name	Pos.	Ht.	Wt.	Yr.	Hometown
Paul Aiello	G	5-10	165	Jr.	Bronx, N.Y.
Joe Barto	F	6-3	190	Jr.	Chamblee, Ga.
Brian Bowden	F	6-5	190	Fr.	Nineveh, Ind.
Vince Brooks	F	6-4	180	Fr.	Ft. Hood, Tex.
Matt Brown	G-F	6-4	195	So.	York, Pa.
Glennie Brundidge	F	6-4	220	So.	Oviedo, Fla.
Mike Collins	F	6-3	195	Jr.	Upper Saddle River, N.J.
Larry Cuculic	F	6-4	195	Jr.	Whiting, Ind.
Scott Easton	C	6-7	190	So.	Grove City, Pa.
Dan Hammond	F	6-3	190	Jr.	Middletown, N.J.
Pat Harris	G	6-0	170	So.	Bronx, N.Y.
Vance Herrell	G	6-0	185	So.	Delaware, Ohio
John Michel	C-F	6-7	180	Fr.	Wilmington, Del.
Gilbert Shepherd	G	5-10	165	Fr.	El Paso, Tex.
Tom Spellissy	G	6-0	175	So.	Clearwater, Fla.
Robby Vaughn	G	5-11	170	Fr.	Huntsville, Ala.
Mike White	G	6-0	170	Fr.	Three Oaks, Mich.
Gary Winton	F	6-5	225	Jr.	Somerville, Ala.

Army Schedule

Nov. 26	Merrimack	Jan. 27	at Furham
Dec. 1	at Lehigh	Jan. 29	Air Force
Dec. 4	at Upsala	Jan. 31	Rochester
Dec. 8	Northeastern	Feb. 3	at Penn State
Dec. 11	at St. Peter's	Feb. 5	Seton Hall
Dec. 13	at Kings Point	Feb. 9	St. John's
Dec. 17-18	at Birmingham Classic	Feb. 12	at Virginia Tech
Dec. 20	at DePaul	Feb. 16	Iona
Dec. 29-30	at Vermont Classic	Feb. 19	at Holy Cross
Jan. 5	Buffalo	Feb. 21	at Colgate
Jan. 8	Lafayette	Feb. 26	at Navy
Jan. 10	at Scranton		
Jan. 22	Manhattan		

Austin Peay State University

Austin Peay Facts

Location: Clarksville, Tenn. 37040
Enrollment: 4,168
Colors: Red and White
Nickname: Governors
Athletic Director: Dr. George Fisher
Home Ct. & Cap.: Winfield Dunn Center (9,000)
Head Coach: Lake Kelly
Office Phone: (615) 648-7903
Career Record: 86-48
Assistants: Larry Reid, Ron Link, Howard Jackson
Sports Info. Dir.: Doug Vance and Charlie Fishback
Office Phone: (615) 648-7562
Home Phone: (615) 645-2847
1975-76 Record: 20-7, 10-4 in Ohio Valley

1976-77 Roster

Name	Pos.	Ht.	Wt.	Yr.	Hometown
Jimmy Blanford	G	6-3	170	Fr.	Ashland City, Tenn.
Joe Collison	G	5-10	160	Jr.	Washington, Ind.
Reed Epley	F	6-5	190	Sr.	Lexington, Ky.
Ralphie Garner	C	6-8	210	Sr.	Birmingham, Ala.
Calvin Garrett	F	6-7	185	So.	Nashville, Tenn.
Gary Greene	C-F	6-9	220	Jr.	Macon, Ga.
Eddie Horton	C	6-10	205	Fr.	Atlanta, Ga.
Otis Howard	F	6-7	215	Jr.	Oak Ridge, Tenn.
Norman Jackson	G	6-0	175	Jr.	Lexington, Ky.
Clarence Mason	G	6-3	195	Jr.	Olustead, Ky.
Phil Mayo	F	6-4	190	Jr.	Trenton, N.J.
Ed Odom	G	6-1	170	Fr.	Chattanooga, Tenn.
Dennis Pagan	G	6-2	175	So.	Gastonia, N.C.
Norris Randall	F	6-5	218	Jr.	Palham, Fla.
Frank Rnss	G	6-3	180	Sr.	Lexington, Ky.
Juan Smith	G-F	6-4	185	Sr.	Gastonia, N.C.

Austin Peay Schedule

Nov. 27	Belmont	Jan. 24	at Middle Tennessee
Nov. 29	Tennessee State	Jan. 29	Murray State
Dec. 1	Pikeville	Jan. 31	at Old Dominion
Dec. 4	at Florida State	Feb. 5	Morehead State
Dec. 6	Old Dominion	Feb. 7	Eastern Kentucky
Dec. 10	at Tennessee State	Feb. 12	at Tennessee Tech
Dec. 11	Armstrong State	Feb. 14	at East Tennessee
Dec. 15	at Oral Roberts	Feb. 19	Middle Tennessee
Dec. 18	at Armstrong State	Feb. 21	at Western Kentucky
Dec. 20	at Stetson	Feb. 26	at Murray State
Jan. 3	at Madison		
Jan. 8	at Eastern Kentucky		
Jan. 10	at Morehead State		
Jan. 15	East Tennessee State		
Jan. 17	Tennessee Tech		
Jan. 22	Western Kentucky		

Baptist College at Charleston

Baptist College Facts

Location: Charleston, S.C. 29411
Enrollment: 2,200
Colors: Indigo and Gold
Nickname: Buccaneers
Athletic Director: Howard Bagwell
Home Ct. & Cap.: Baptist Gymnasium (2,000)
Head Coach: Danny Monk
Office Phone: (803) 797-4119
Career Record: 11-62
Assistant: Larry DiSiasa
Sports Info. Dir.: Boyd Bridges
Office Phone: (803) 797-4117
Home Phone: (803) 873-5297
1975-76 Record: 2-24

1976-77 Roster

Name	Pos.	Ht.	Wt.	Yr.	Hometown
Mike Akers	F	6-2	170	Jr.	Jeffersontown, Ky.
Bill Childers	F	6-0	172	Jr.	North Judson, Ind.
Jimmy Howell	F	5-9	150	Sr.	Lapel, Ind.
Tyler Lawrence	F	6-2	165	Jr.	Franklin, Ind.
Calvin McDougal	G	6-7	210	Jr.	Winston-Salem, N.C.
Robert Moore	G	6-5	180	Fr.	Cheraw, S.C.
Joe Nix	G	6-7	205	Jr.	North Charleston, S.C.
Robert Rivers	G	6-4	170	Fr.	Moncks Corner, S.C.
Omega Shaw	F	6-3	180	So.	North Charleston, S.C.
Charles Simmons	G	6-5	185	Fr.	Charleston, S.C.
Rob Staley	G	6-4	205	Fr.	Warsaw, Ind.
Dan Wilbourne	F	6-1	185	Fr.	Salem, Va.
Buddy Woods	G	6-6	205	Sr.	Newport, Tenn.
Tom Wright	F	6-1	165	Sr.	Hemingway, S.C.

Baptist College Schedule

Nov. 27	USC-Spartanburg	Feb. 7	Appalachian State
Nov. 29	at Virginia Tech	Feb. 9	at Old Dominion
Dec. 2	Western Carolina	Feb. 12	UNC-Wilmington
Dec. 4	at UNC-Wilmington	Feb. 15	South Carolina State
Dec. 6-7	Brigadier Classic at Charleston, S.C.	Feb. 17	The Citadel
		Feb. 19	Madison
Dec. 18	UNC-Charlotte	Feb. 21	at South Carolina State
Jan. 3	USC-Aiken	Feb. 26	at College of Charleston
Jan. 10	at The Citadel		
Jan. 13	Samford		
Jan. 15	at UNC-Charlotte		
Jan. 17	at Madison		
Jan. 20	at Houston Baptist		
Jan. 22	at Hardin-Simmons		
Jan. 24	at Pan American		
Jan. 27	College of Charleston		
Jan. 31	at Western Carolina		
Feb. 3	at Stetson		
Feb. 5	at Florida State		

University of Dayton

Dayton Facts

Location: Dayton, Ohio 45469
Enrollment: 5,500
Colors: Red and Blue
Nickname: Flyers
Athletic Director: Don Donoher
Home Ct. & Cap.: Dayton Arena (13,458)
Head Coach: Don Donoher
Office Phone: (513) 229-4421
Career Record: 218-116
Assistants: Pat Heley, Jack Butler and Jim Ehler
Sports Info. Dir.: Gene Schill
Office Phone: (513) 229-4421
Home Phone: (513) 298-3310
1975-76 Record: 14-13

1976-77 Roster

Name	Pos.	Ht.	Wt.	Yr.	Hometown
Jim Arnzen	G	6-0	160	Fr.	Delphos, Ohio
Mike Brannen	G	6-0	165	Jr.	Cincinnati, Ohio
Fred Eckert	C-F	6-10	215	So.	San Pierre, Ind.
Bill Frericks	G-F	6-4	185	Jr.	Dayton, Ohio
Ervin Giddings	F	6-7	210	Jr.	Detroit, Mich.
Doug Harris	G	6-1	175	So.	Dayton, Ohio
Dan Klawonn	F	6-6	195	Jr.	Union, Ohio
Mike Lea	G	6-3	185	So.	Dayton, Ohio
Jim Paxson	G-F	6-5	190	So.	Dayton, Ohio
Tim Pohlman	F	6-8	190	Fr.	Delphos, Ohio
Terry Ross	C	6-9	210	Jr.	New Castle, Ind.
Joe Siggins	G	6-4	180	Jr.	Dayton, Ohio
Charlie Tyra	F	6-6	205	Fr.	Louisville, Ky.
James Wells	C	6-9	220	So.	Murray, Ky.
Jack Zimmerman	G	6-2	160	Fr.	Dayton, Ohio

Dayton Schedule

Nov. 27	California Poly	Feb. 1	at Notre Dame
Dec. 4	Western Kentucky	Feb. 5	Chattanooga
Dec. 6	at Eastern Kentucky	Feb. 10	at Seton Hall
Dec. 11	Loyola-Los Angeles	Feb. 12	South Florida
Dec. 13	New Orleans	Feb. 16	at Miami
Dec. 17-18	Dayton Invitational Tournament	Feb. 18	at Florida State
		Feb. 22	at Biscayne
Dec. 21	Santa Clara	Feb. 26	Loyola-Chicago
Jan. 4	Morehead	Mar. 5	at Xavier
Jan. 8	Xavier		
Jan. 10	Youngstown		
Jan. 12	at Cincinnati		
Jan. 15	Detroit		
Jan. 17	Louisville		
Jan. 19	Miami		
Jan. 22	DePaul		
Jan. 26	Southwestern Louisiana		
Jan. 29	at Memphis State		

Jacksonville University

Jacksonville Facts

Location: Jacksonville, Fla. 32211
Enrollment: 1,800
Colors: Green, White and Gold
Nickname: Dolphins
Athletic Director: Dr. Judson B. Harris, Jr.
Home Ct. & Cap.: Jacksonville Coliseum (9,200)
Head Coach: Don Beasley
Office Phone: (904) 744-3950
Career Record: 13-13
Assistants: Andy Russo
Sports Info. Dir.: Andy Russo
Office Phone: (904) 744-3950
Home Phone: (904) 744-4054
1975-76 Record: 13-13

1976-77 Roster

Name	Pos.	Ht.	Wt.	Yr.	Hometown
Bobby Alvarez	W	6-4	185	Sr.	Aibonito, P.R.
John Flaiz	P	6-7	235	Jr.	St. Louis, Mo.
Kent Glover	G	6-1	165	Sr.	Tampa, Fla.
Marty Gross	G	6-0	165	Sr.	Yankton, S.D.
James Ray	P-W	6-8	200	Fr.	New Orleans, La.
John Richards	P	7-1	240	So.	Greenwood, Ind.
Manuel Suarez	W	6-6	210	Jr.	Washington, D.C.
Donnie Tylar	W	6-4	190	Jr.	Columbia, S.C.
Anthony Williams	G	6-0	165	So.	Washington, D.C.
Johnnie Williams	W	6-6	215	So.	Chicago, Ill.
Randy Williams	W	6-5	190	So.	Minneapolis, Minn.
Rick Williams	G	6-2	190	Jr.	Philadelphia, Pa.
Felton Young	P	7-0	220	Jr.	New Orleans, La.

Jacksonville Schedule

Nov. 26	Auburn at Birmingham	Feb. 7	Stetson
Dec. 1	at UCLA	Feb. 12	at Southwestern Louisiana
Dec. 4	at West Texas State		
Dec. 6	at Colorado	Feb. 16	at Stetson
Dec. 11	Washington State	Feb. 19	Georgia State
Dec. 13	Samford	Feb. 21	Auburn
Dec. 18	Illinois Wesleyan	Feb. 23	at Florida State
Dec. 21	Western Kentucky	Feb. 26	Cincinnati
Dec. 29-30	Gator Bowl Tournament		
Jan. 4	at Georgia State		
Jan. 6	at Furman		
Jan. 8	Marshall		
Jan. 10	at South Florida		
Jan. 15	Virginia Tech		
Jan. 18	Furman		
Jan. 22	St. Bonaventure		
Jan. 26	Florida State		
Feb. 2	at Georgia Southern		
Feb. 5	at Richmond		

University of Kentucky

Kentucky Facts

Location: Lexington, Ky. 40506
Enrollment: 21,300
Colors: Blue and White
Nickname: Wildcats
Athletic Director: Cliff Hagan
Home Ct. & Cap.: Rupp Arena (23,000)
Head Coach: Joe B. Hall
Office Phone: (606) 257-1916
Career Record: 155-92
Assistants: Dick Parsons, Leonard Hamilton and Jim Long
Sports Info. Dir.: Russell Rice
Office Phone: (606) 257-3838
Home Phone: (606) 277-5639
1976-76 Record: 20-10 overall, 11-7 in SEC

1976-77 Roster

Name	Pos.	Ht.	Wt.	Yr.	Hometown
Dwane Casey	G	6-2	195	So.	Morganfield, Ky.
Clayton Truman	G	6-1	176	So.	Toledo, Ohio
Jack Givens	F-G	6-4	205	Jr.	Lexington, Ky.
Merion Haskins	F	6-4	205	Sr.	Campbellsville, Ky.
Joey Holland	G	6-2	170	Sr.	Charleston, W. Va.
Larry Johnson	G	6-2	205	Sr.	Morganfield, Ky.
James Lee	F	6-5	225	Jr.	Lexington, Ky.
Mike Phillips	C	6-10	235	Jr.	Akron, Ohio
Rick Robey	F-C	6-10	232	Jr.	New Orleans, La.
Jay Shidler	G	6-2	185	Fr.	Lawrenceville, Ill.
Tim Stephens	F-G	6-4	175	Fr.	Stearns, Ky.
Lavon Williams	F-C	6-7	205	Fr.	Denver, Colo.

Kentucky Schedule

Nov. 27	Wisconsin	Feb. 12	Auburn
Dec. 2	Texas Christian	Feb. 14	Florida
Dec. 6	at Indiana	Feb. 19	at LSU
Dec. 11	Kansas	Feb. 21	at Mississippi
Dec. 13	at South Carolina	Feb. 26	Alabama
Dec. 17-18	Kentucky Invitational	Feb. 28	Mississippi State
	Tournament at	Mar. 5	at Tennessee
	Lexington, Ky.	Mar. 7	at Georgia
Dec. 30	at Notre Dame		
Jan. 3	Georgia		
Jan. 8	at Vanderbilt		
Jan. 12	Tennessee		
Jan. 15	at Auburn		
Jan. 17	at Florida		
Jan. 22	LSU		
Jan. 24	Mississippi		
Jan. 29	at Alabama		
Jan. 31	at Mississippi State		
Feb. 5	Vanderbilt		
Feb. 7	Florida State		

University of Louisville

Louisville Facts

Location: Louisville, Ky.
Enrollment: 16,600
Colors: Cardinal, Black and White
Nickname: Fighting Cardinals
Athletic Director: Dave Hart
Home Ct. & Cap.: Freedom Hall (16,433)
Head Coach: Danny Crum
Office Phone: (502) 588-6651
Career Record: 118-30
Assistants: Jerry Jonas and Bill Olson
Sports Info. Dir.: Gary Tuell
Office Phone: (502) 588-6581
Home Phone: (502) 454-0269
1975-76 Record: 20-8

1976-77 Roster

Name	Pos.	Ht.	Wt.	Yr.	Hometown
Phillip Bond	G	6-2	175	Sr.	Louisville, Ky.
Tony Branch	G	6-0	175	Fr.	Michigan City, Ind.
Danny Brown	G	6-4	180	Sr.	North Vernon, Ind.
Stanley Bunton	C-F	6-8	195	Sr.	Louisville, Ky.
Wayne Cosby	F	6-5	190	Sr.	Louisville, Ky.
Wesley Cox	F	6-5	210	Sr.	Louisville, Ky.
Ricky Gallon	C	6-11	215	Jr.	Tampa, Fla.
Darrell Griffith	G-F	6-4	190	Fr.	Louisville, Ky.
Billy Harmon	G	6-3	185	Sr.	North Vernon, Ind.
David Howard	G	6-1	175	Sr.	Louisville, Ky.
Tony Kinneard	F	6-5	180	Jr.	Jeffersonville, Ind.
Charlie Mitchell	C	6-9	230	Jr.	New Albany, Ind.
David Smith	F	6-7	180	Jr.	Milltown, Ind.
Bobby Turner	G-F	6-4	200	Fr.	Louisville, Ky.
Barry Williams	F	6-7	180	So.	Chicago, Ill.
Rick Wilson	G-F	6-4	200	Jr.	Louisville, Ky.

Louisville Schedule

Dec. 1	at Vanderbilt	Jan. 24	Long Island
Dec. 4	Syracuse	Jan. 29	Rhode Island
Dec. 6	Virginia	Feb. 5	Memphis
	Commonwealth	Feb. 6	Providence
Dec. 8	Idaho State	Feb. 9	S.W. Louisiana
Dec. 11	at Purdue	Feb. 12	at Las Vegas
Dec. 18	at Marquette	Feb. 15	at Tulsa
Dec. 22	Chattanooga	Feb. 19	at Memphis
Dec. 28-29	Holiday Classic	Feb. 22	Northeast Louisiana
	at Louisville, Ky.	Feb. 25	Georgia Tech
Jan. 3	Florida State	Feb. 27	at North Carolina
Jan. 8	at Tulane	Mar. 3-5	Metro Seven
Jan. 15	Marshall		Tournament
Jan. 17	at Dayton		
Jan. 19	Cincinnati		
Jan. 22	at St. Louis		

Madison College

Madison Facts

Location: Harrisonburg, Va. 22801
Enrollment: 7,500
Colors: Purple and Gold
Nickname: Dukas
Athletic Director: Dean Ehlers
Home Ct. & Cap.: Godwin Hall (5,000)
Head Coach: Lou Campanelli
Office Phone: (703) 433-6462
Career Record: 73-31
Assistants: John Thurston and Wilbert Mills
Sports Info. Dir.: Rich Murray
Office Phone: (703) 433-6154
Home Phone: (703) 433-1591
1975-76 Record: 18-9

1976-77 Roster

Name	Pos.	Ht.	Wt.	Yr.	Hometown
Leon Baker	G	5-10	164	Jr.	Lakewood, N.J.
John Godman	C	6-9	222	Sr.	Rockville, Md.
Jeff Cross	G	6-2	170	Fr.	Baltimore, Md.
Sherman Dillard	F	6-4	190	Sr.	Bassett, Va.
Pat Dosh	F	6-4	186	Jr.	Kensington, Md.
Dick Duckett	G	6-1	168	So.	South Orange, N.J.
Roger Hughett	G	6-2	165	So.	Redford, Va.
Kally Latham	F	6-6	200	Fr.	New York, N.Y.
Gerard Maturine	C-F	6-7	214	So.	Brooklyn, N.Y.
Jack Reiley	F	6-5	190	So.	Chevy Chase, Md.
Van Snowden	C	6-9	210	Sr.	Bowie, Md.
Steve Stielper	F	6-7	210	Fr.	North Linthicum, Md.
David Van Alstyne	G	6-1	180	Sr.	Kinderhook, N.Y.

Madison Schedule

Nov. 26-27	University of Virginia Tournament		
Dec. 3-4	Madison Invitational Tournament		
Dec. 8	Rutgers-Camden		
Dec. 11	at East Tennessee State	Feb. 19	at Baptist
Dec. 18	at Baltimore	Feb. 21	at The Citadel
Jan. 3	Austin Peay	Feb. 26	at Old Dominion
Jan. 8	Salisbury State	Mar. 2	at Washington & Lee
Jan. 12	at Florida State		
Jan. 15	Southeastern		
Jan. 17	Baptist		
Jan. 19	Wilkes		
Jan. 22	at Roanoke		
Jan. 26	George Mason		
Jan. 29	Wilmington		
Jan. 31	Shippensburg State		
Feb. 2	Catholic		
Feb. 5	Maryland-Baltimore		
Feb. 9	Hampden-Sydney College		
Feb. 12	Roanoke		
Feb. 15	at Randolph-Macon College		

1976-77 Florida State Roster

NO.	NAME	POS	YR	HGT
10	Thompson, David	F	Jr.	6-8
11	Byrd, Carlton	G	Sr.	5-8
12	Kundid, Mike	G	Jr.	6-1
14	Mann, Hank	F	So.	6-5
20	Vetica, Dave	G	Fr.	6-3
22	Dillard, Mickey	G	Fr.	6-2
23	Jackson, Tony	G	Fr.	6-0
24	Smith, James	F	Jr.	6-6
32	Harris, Eugene	G	Sr.	6-0
33	Kuhl, Donnie	C	Fr.	6-9
34	Smalls, Wayne	G	Sr.	6-2
42	Davis, Harry	F-C	Jr.	6-7
43	Anderson, Kris	F-C	Fr.	6-8
54	Brown, Murray	F	Fr.	6-7

Breakdown by Positions

CENTERS

43 — Anderson, Fr.
42 — Davis, Jr.
33 — Kuhl, Fr.

FORWARDS

54 — Brown, Fr.
14 — Mann, So.
24 — Smith, Jr.
10 — Thompson, Jr.


GUARDS

11 — Byrd, Sr.
22 — Dillard, Fr.
23 — Jackson, Fr.
32 — Harris, Sr.
12 — Kundid, Jr.
34 — Smalls, Sr.
20 — Vetica, Fr.

SWING MEN

43 — Anderson, F-C
42 — Davis, F-C

WGT	AGE	VL	HOMETOWN
195	19	1	Boston, MA
140	19	3	Dania, FL
175	19	—	Daytona Beach, FL
185	20	1	Chester, PA
175	18	—	Ellwood City, PA
160	18	—	Dania, FL
160	18	—	Lexington, KY
210	20	1	Lake Worth, FL
180	20	3	Scottsboro, AL
220	18	—	Orlando, FL
180	22	3	Camden, NJ
220	19	2	Cleveland, OH
205	18	—	Yulee, FL
190	18	—	Tampa, FL



Memphis State University

Memphis State Facts

Location: Memphis, Tenn. 38152
Enrollment: 22,200
Colors: Blue and Gray
Nickname: Tigers
Athletic Director: Billy J. Murphy
Home Ct. & Cap.: Mid-South Coliseum (11,600)
Head Coach: Wayne Yates
Office Phone: (901)454-2346
Career Record: 41-16
Assistants: Verties Sails and John Robinson
Sports Info. Dir.: Jack Bugbee
Office Phone: (901) 454-2337
Home Phone: (901) 452-9648
1975-76 Record: 21-9

1976-77 Roster

Name	Pos.	Ht.	Wt.	Yr.	Hometown
James Bradley	F	6-8	220	So.	Memphis, Tenn.
Dave Brown	F	6-7	199	Sr.	Silsbee, Tex.
John Darrick	F	6-9	220	So.	Garland, Tex.
Darryl Gladden	G	6-1	175	Fr.	Willingboro, N.J.
Buster Hancock	G	6-0	165	Jr.	Memphis, Tenn.
Darrell Hollimon	G	6-1	180	Jr.	Memphis, Tenn.
Dennis Isbell	F	6-8	205	Fr.	Blytheville, Ariz.
John Kilzer	G	6-6	195	So.	Jackson, Tenn.
Rodney Lee	F	6-7	202	So.	Philadelphia, Pa.
Tommy Lowery	C	6-11	225	Fr.	Winona, Miss.
Steve Meacham	C-F	6-8	200	So.	Philadelphia, Pa.
Dexter Reed	G	6-4	178	Sr.	Little Rock, Ark.

Memphis State Schedule

Nov. 27	Florida Tech		
Dec. 4	South Dakota State		
Dec. 9	Drake		
Dec. 11	Baylor		
Dec. 13	Southern Mississippi		
Dec. 17-18	Big Sun Tournament at St. Petersburg, Fla.		
Dec. 21	Mississippi		
Dec. 23	TCU	Feb. 9	at Virginia Tech
Dec. 30	at Arkansas	Feb. 16	St. Louis
Jan. 3	at Southern Mississippi	Feb. 19	Louisville
Jan. 6	Oklahoma City	Feb. 26	at Oklahoma City
Jan. 8	MacMurray	Mar. 3-5	Metro Seven Tournament
Jan. 10	Tulane		
Jan. 15	Florida State		
Jan. 18	at Georgia Tech		
Jan. 22	Brandeis		
Jan. 26	New Orleans		
Jan. 29	Dayton		
Jan. 31	at Cincinnati		
Feb. 2	Western Kentucky		
Feb. 5	at Louisville		

Mercer University

Mercer Facts

Location: Macon, Ga. 31207
Enrollment: 2,000
Colors: Orange and Black
Nickname: Bears
Athletic Director: John T. Mitchell
Home Ct. & Cap.: Macon Coliseum (10,000)
Head Coach: Bill Bihh
Office Phone: (912) 745-6811
Career Record: 24-27
Assistants: Larry Riley
Sports Info. Dir.: Jack Pigott
Office Phone: (912) 743-1511
Home Phone: (912) 743-7388
1976-76 Record: 15-10

1976-77 Roster

Name	Pos.	Ht.	Wt.	Yr.	Hometown
Kenny Daugherty	F-G	6-5	175	Fr.	Renfrow, Ky.
Jay Eiche	C	6-7	210	So.	Frankfort, Inc.
Steve Hendrickson	G	5-11	160	Sr.	Washington, N.C.
Gene McMahan	F	6-6	210	Jr.	Charleston Heights, S.C.
David Mock	C	6-8	225	Sr.	Milwaukee, Wisc.
Jeff Linville	G	6-0	160	So.	Lighthouse Point, Fla.
Stewart Reese	G	6-2	190	So.	Vero Beach, Fla.
Jay Ross	G	6-1	160	Fr.	Centertown, Ky.
Elijah Shaw	F	6-6	190	Sr.	Durham, N.C.
Bryan Stephens	F-C	6-8	210	Fr.	Lakewood, N.J.
Jerry Thruston	F	6-7	190	Sr.	Owensboro, Ky.
Brad Voegerl	G	6-1	160	Fr.	Jasper, Ind.

Mercer Schedule

Nov. 27	at Florida	Feb. 14	Southern Mississippi
Dec. 1	Georgia Southwestern	Feb. 19	Georgia College
Dec. 4	Louisiana Tech	Feb. 23	at East Carolina
Dec. 9	Tennessee Tech	Feb. 25	at UNC-Wilmington
Dec. 11	at Vanderbilt	Mar. 1	at Georgia Southern
Dec. 18	Evansville		
Dec. 22	Ball State		
Jan. 3	Middle Tennessee		
Jan. 6	Culver-Stockton		
Jan. 8	UNC-Wilmington		
Jan. 12	Georgia State		
Jan. 15	at Northeast Louisiana		
Jan. 17	at Louisiana Tech		
Jan. 22	Southern Mississippi		
Jan. 24	at Samford		
Jan. 29	at Georgia State		
Jan. 31	Florida State		
Feb. 5	Georgia Southern		
Feb. 9	at Tennessee Tech		
Feb. 12	Samford		

University of Missouri

Missouri Facts

Location: Columbia, Mo. 65201
Enrollment: 22,815
Colors: Old Gold and Black
Nickname: Tigers
Athletic Director: Dr. Mel Sheehan
Home Ct. & Cap.: Harnes Center (12,600)
Head Coach: Norm Stewart
Office Phone: (314) 882-7277
Career Record: 154-87
Assistants: Don Kelley and Gene Jones
Sports Info. Dir.: Bill Callahan
Office Phone: (314) 882-7828
Home Phone: (314) 442-5826
1975-76 Record: 26-5, 12-2 in the Big 8

1976-77 Roster

Name	Pos.	Ht.	Wt.	Yr.	Hometown
Kim Anderson	F	6-8	204	Sr.	Sedalia, Mo.
Greg Boone	G-F	6-4	185	Fr.	Minneapolis, Minn.
James Clabon	C	6-8	200	Sr.	St. Louis, Mo.
Jeff Currie	G	6-3	170	Sr.	Dayton, Ohio
Larry Draw	G	6-2	170	Fr.	Kansas City, Kan.
Brad Droy	F	6-7	195	So.	Troy, Ill.
Clay Johnson	F	6-4	166	Jr.	Kansas City, Mo.
Jim Kennedy	F	6-6	209	Sr.	St. Louis, Mo.
Stan Ray	C	6-9	210	So.	Cape Girardeau, Mo.
Ron Selbo	G	6-4	200	Jr.	Littleton, Colo.
Scott Sims	G	6-1	173	Sr.	Kirkville, Mo.
Dave Stallman	G	6-0	180	Jr.	St. Louis, Mo.
Danny Van Rheen	F	6-6	205	Sr.	Houston, Tex.

Missouri Schedule

Nov. 26 at Southern Illinois
Nov. 30 South Dakota
Dec. 3-4 Show-Me Classic
Dec. 7 at Toledo
Dec. 11 Florida State
Dec. 17-18 Sun Carnival at El Paso, Tex.
Dec. 27-30 Big Eight Tournament at Kansas City, Mo.
Jan. 8 at Kansas
Jan. 10 San Diego State Feb. 16 Colorado
Jan. 12 Oklahoma Feb. 19 Kansas State
Jan. 15 at Oklahoma State Feb. 23 at Iowa State
Jan. 19 at Colorado Feb. 26 Big Eight Playoffs,
Jan. 22 Nebraska First Round
Jan. 26 at Kansas State Mar. 3-4 Big Eight Playoffs,
Jan. 28 Iowa State Semifinals and Finals
Feb. 2 at Oklahoma at Kansas City
Feb. 5 Oklahoma State
Feb. 9 Kansas
Feb. 12 at Nebraska

Missouri Western State College

Missouri Western Facts:

Location: St. Joseph, Mo. 64507
Enrollment: 3700
Colors: Black, Gold and White
Nickname: Griffons
Athletic Director: Charlie Burri
Home Cl. & Cap.: Missouri Western College (3,000)
Head Coach: Gary Gilbert
Office Phone: (816) 233-7192
Career Record: 99-78
Assistants: Lynn Cundiff, Roy Tewell, Gary Hazelrigg
Sports Info. Dir.: Jerry Myers
Office Phone: (816) 233-7192
Home Phone: (816) 279-5721
1975-76 Record: 15 15

1976-77 Roster

Name	Pos.	Ht.	Wt.	Yr.	Hometown
Mike Burnes	G	6-2	181	Jr.	Kansas City, Kan.
Chris Burwell	F	6-7	175	So.	St. Louis, Mo.
Kevin Cartwright	C	6-8	199	Fr.	St. Joseph, Mo.
Greg Dunigan	G	5-11	152	Fr.	St. Joseph, Mo.
Craig Elford	C	6-7	200	So.	St. Joseph, Mo.
Mark Holmes	G	6-5	180	Jr.	Atchison, Kan.
Wendell Humes	G	6-2	160	Fr.	Phoenix, Ill.
Rick Norton	F	6-7	200	Fr.	St. Joseph, Mo.
Jackie Payne	G	5-8	185	Jr.	Urbana, Mo.
Jay Stillman	F	6-4	180	Fr.	St. Joseph, Mo.
Dan Sullivan	F	6-5	199	Jr.	Merrillville, Ind.
Ron Tyler	G	6-4	188	Jr.	Laplata, Mo.

Missouri Western Schedule

Nov. 20	Evangel	Feb. 4	Kearney-Nebraska State
Nov. 23	Tarkio	Feb. 5	Ft. Hays State
Nov. 30	at Florida State	Feb. 9	at Benedictine-Kansas
Dec. 1	at Mississippi	Feb. 11	at Pittsburg Kansas State
Dec. 3	Pittsburg-Kansas State	Feb. 12	at Missouri Southern
Dec. 4	Missouri Southern	Feb. 18	at Emporia State
Dec. 7	Rockhurst	Feb. 19	at Washburn
Dec. 11	Wayne-Nebraska State	Feb. 21	Benedictine-Kansas
Dec. 20	Southwest Baptist		
Jan. 6	at Southwest Baptist		
Jan. 8	at Wayne-Nebraska State		
Jan. 13	at Evangel		
Jan. 15	at Indiana State		
Jan. 18	Drury		
Jan. 21	at Kearney-Nebraska State		
Jan. 22	at Ft. Hays State		
Jan. 24	Northeast Missouri State		
Jan. 26	at Rockhurst		
Jan. 28	Washburn		
Jan. 29	Emporia State		
Jan. 31	at Drury		

University of North Carolina at Charlotte

North Carolina Facts

Location: Charlotte, N.C.
Enrollment: 8,000
Colors: Green and White
Nickname: 49ers
Athletic Director: Lee Rose
Home Ct. & Cap.: Campus Gym (3,750)
Head Coach: Lee Rose
Office Phone: (704) 597-2354
Career Record: 184-63
Assistants: Everett Bass, Mike Pratt
Sports Info. Dir.: Dave Taylor
Office Phone: (704) 597-2354
Home Phone: (704) 596-8954
1975-76 Record: 24-6

1976-77 Roster

Name	Pos.	Ht.	Wt.	Yr.	Hometown
Ken Angel	F	6-8	201	Sr.	Covington, Ky.
Henry Caldwell	F	6-2	180	Sr.	Columbia, S.C.
Doug Calvert	F	6-3	176	Sr.	Columbia, S.C.
Todd Crowley	G	6-4	170	Fr.	Charlotte, N.C.
Jeff Gruber	G	6-0	155	Jr.	Cary, N.C.
Mike Hester	F	6-7	190	Fr.	Burlington, N.C.
Kevin King	F	6-7	200	So.	Lakewood, N.J.
Lew Massey	F	6-4	202	Jr.	Charlotte, N.C.
Cedric Maxwell	C	6-8	202	Sr.	Kinston, N.C.
Phil Scott	F	6-6	170	Fr.	Columbia, Md.
Greg Spain	C	6-8	200	Jr.	Baltimore, Md.
Melvin Watkins	F	6-3	204	Sr.	Reidsville, N.C.
Lee Whitfield	G	6-1	160	Fr.	Charlotte, N.C.
Jerry Winston	G	5-9	150	So.	Jersey City, N.C.

North Carolina Schedule

Nov. 27	Georgia College	Feb. 12	Southern Mississippi
Dec. 1	Eastern Kentucky	Feb. 15	Birmingham Southern
Dec. 4	at Tennessee	Feb. 19	at Seton Hall
Dec. 6	Morehead State	Feb. 21	at Samford
Dec. 10-11	at Road Runner Classic	Feb. 26	Buffalo State
Dec. 18	at Baptist	Feb. 28	Craighton
Dec. 29-30	Charlotte Invitational Tournament	Mar. 4	Virginia Commonwealth
Jan. 4-5	at Hawaii-Hilo		
Jan. 8	at California Santa Barbara		
Jan. 15	Baptist		
Jan. 19	at Appalachian State		
Jan. 22	at Wake Forest		
Jan. 24	at Rollins		
Jan. 26	Georgia Southern		
Jan. 29	at Florida State		
Jan. 31	UNC-Wilmington		
Feb. 5	at St. Francis (Pa.)		
Feb. 10	at Marshall		

Oral Roberts University

Oral Roberts Facts

Location: Tulsa, Okla. 74102
Enrollment: 3,500
Colors: Blue, White and Gold
Nickname: Titans
Athletic Director: Bob Brooks
Home Ct. & Cap.: Mabee Center (10,575)
Head Coach: Jerry Hale
Office Phone: (918) 492-3518
Career Record: 40-14
Assistants: Bobby Watson and Draff Young
Sports Info. Dir.: Gary Lee
Office Phone: (918) 492-3713
Home Phone: (918) 258-3797
1975-76 Record: 20-6

1976-77 Roster

Name	Pos.	Ht.	Wt.	Yr.	Hometown
Eddie Calhart	F	6-6	215	Sr.	Denver, Colo.
Chuck Dahms	C	6-9	225	Fr.	River Forest, Ill.
Kevin Dublynn	G	5-10	155	Sr.	Bayside, N.Y.
Arnold Dugger	G	6-3	200	Sr.	Bronx, N.Y.
Arthur Graham	F	6-7	190	Fr.	Brooklyn, N.Y.
John Hollinden	C	7-4	215	Fr.	Evansville, Ind.
Jeff Holtgrewe	G	6-1	170	Jr.	Mt. Pleasant, Iowa
Carleton Hurdle	F-C	6-10	198	So.	Fort Worth, Tex.
Anthony Roberts	G-F	6-6	195	Sr.	Chattanooga, Tenn.
Elvis Rolle	F	6-8	217	Fr.	Ft. Pierce, Fla.
Alvin Scott	F	6-7	180	Sr.	Cleveland, Tenn.
Alhart Spencer	C	6-9	217	Fr.	Washington, N.C.
David Tucker	G	5-11	185	Sr.	Olney, Ill.
Benjamin Uzzall	G	6-2	170	So.	Goldshoro, N.C.
Billy Van Horn	G	6-0	165	So.	Albuquerque, N.M.
Lionel Worrell	G	6-4	195	Jr.	Brooklyn, N.Y.

Oral Roberts Schedule

Nov. 29	Quincy	Jan. 24	West Texas State
Dec. 2	Tulsa	Jan. 29	Virginia Commonwealth
Dec. 4	Abilene Christian	Feb. 1	St. Francis
Dec. 6	at Kansas	Feb. 9	at Murray State
Dec. 11	Oklahoma State	Feb. 12	North Texas State
Dec. 15	Austin Peay	Feb. 16	St. Louis
Dec. 21	at San Francisco	Feb. 19	North Carolina A & T
Dec. 22	at Southern California	Feb. 26	Wagner
Dec. 27-30	Far West Classic	Mar. 1	at Florida State
Jan. 3	at Wichita State		
Jan. 5	Oklahoma		
Jan. 8	at Tulsa		
Jan. 10	Southwestern University		
Jan. 15	Illinois State		
Jan. 17	at Virginia Tech		
Jan. 22	at McNeese State		

University of Santa Clara

Santa Clara Facts

Location: Santa Clara, Calif. 95053
Enrollment: 3,350
Colors: Cardinal and White
Nickname: Broncos
Athletic Director: Pat Mallay
Home Ct. & Cap.: Leavey Activities Center (5,000)
Head Coach: Carroll Williams
Office Phone: (408) 984-4063
Career Record: 76-82
Assistants: Don Fitzgerald and John Dybvig
Sports Info. Dir.: Dick Degnon
Office Phone: (408) 984-4063
Home Phone: (408) 269-6912
1975-76 Record: 10-16, 4-8 in WCAC

1976-77 Roster

Name	Pos.	Ht.	Wt.	Yr.	Hometown
Mark Bruening	C	6-8	210	Jr.	San Jose, Calif.
Gary Carpenter	F	6-5	202	Fr.	Pomona, Calif.
Eddie Joe Chavez	G	6-1	165	Jr.	San Anselmo, Calif.
Myrl Easley	F	6-5	205	So.	E. Palo Alto, Calif.
Rodney Hunn	G	6-2	160	Sr.	San Bernardino, Calif.
Den Malane	F	6-5	190	Jr.	Fountain Valley, Calif.
Steve McGee	F	6-5	210	Jr.	San Anselmo, Calif.
Kurt Nelson	C	6-10	220	So.	San Jose, Calif.
Carl Pierce	F	6-7	175	So.	Oakland, Calif.
Kurt Rumbis	F	6-7	190	Fr.	San Jose, Calif.
Ron Taylor	G	6-4	180	Sr.	Compton, Calif.
Lundale Theus	G-F	6-3	195	Fr.	Los Angeles, Calif.
Wilbert Williams	G	5-10	163	Fr.	Los Angeles, Calif.

Santa Clara Schedule

Nov. 27	Chico State		
Dec. 1	at Stanford		
Dec. 4	at UC-Santa Barbara		
Dec. 11	Sacramento State		
Dec. 13	Hayward State		
Dec. 17-18	Cable Car Classic at San Francisco, Calif.		
Dec. 21	at Dayton		
Dec. 23	at Kent State		
Dec. 28	San Diego		
Dec. 30	Pacific		
Jan. 3	San Jose State		
Jan. 6	at Seattle		
Jan. 8	at Portland	Feb. 5	St. Mary's College
Jan. 14	Loyola	Feb. 10	at St. Mary's College
Jan. 15	Pepperdine	Feb. 12	at Nevada-Reno
Jan. 22	California	Feb. 18	at Pepperdine
Jan. 26	at USF	Feb. 19	at Loyola
Jan. 29	USF	Feb. 25	Portland
Feb. 4	Nevada-Reno	Feb. 26	Seattle

University of South Alabama

South Alabama Facts

Location: Mobile, Ala. 36688
Enrollment: 7,000
Colors: Red, White & Blue
Nickname: Jaguars
Athletic Director: Dr. Mel Lucas
Home Ct. & Cap.: Municipal Auditorium (10,000)
Head Coach: Cliff Ellis
Office Phone: (205) 460-7121
Career Record: 18-9
Assistants: Robert Trammell and Larry Phillips
Sports Info. Dir.: Scoop Rivers
Office Phone: (205) 344-5361
Home Phone: (205) 460-7121
1975-76 Record: 18-9

1976-77 Roster

Name	Pos.	Ht.	Wt.	Yr.	Hometown
Rick Baker	G	6-0	160	Sr.	Grecey, Ky.
Don Hogan	G	5-11	165	Fr.	North Babylon, N.Y.
Garry Reese	G	6-2	175	Jr.	Houston, Tex.
King Gaskins	G	6-1	170	Sr.	Dorchester, Mass.
Jimmy Tate	F	6-4	190	Sr.	Memphis, Tenn.
Greg Bouyer	G	6-3	185	Jr.	Gary, Ind.
Thomas Ledford	C	6-8	220	Jr.	Ft. Campbell, Ky.
Kevin Courtney	G	6-1	180	Jr.	Elwood, Ind.
Johnny Farmer	F	6-7	200	Jr.	McCaysville, Ga.
John Mallard	F	6-6	230	Jr.	Cairo, Ga.
Keith Dean	F	6-7	225	Jr.	Atlanta, Ga.
John Brown	C	6-9	240	Jr.	Henderson, N.C.

South Alabama Schedule

Nov. 26	Oglethorpe		
Nov. 27	Stetson		
Dec. 3-4	Madison Invitational at Harrisonburg, Va.		
Dec. 6	at McNeese State		
Dec. 10-11	Malibu Classic at Malibu, Calif.		
Dec. 17-18	Birmingham Classic at Birmingham, Ala.		
Dec. 27-28	Senior Bowl Tournament		
Jan. 5	McNeese State		
Jan. 7	Hardin-Simmons		
Jan. 8	Texas-Arlington		
Jan. 15	Missouri-St. Louis		
Jan. 22	at Florida State		
Jan. 24	Northwestern State		
Jan. 27	at Robert Morris		
Jan. 31	Birmingham Southern		
Feb. 5	at Northwestern State		
Feb. 9	Spring Hill		
Feb. 14	Virginia Commonwealth	Feb. 21	Robert Morris
Feb. 17	at Hardin-Simmons	Feb. 23	at Virginia
Feb. 19	at Illinois State		Commonwealth

University of South Florida

South Florida Facts

Location: Tampa, Fla. 33620
Enrollment: 23,000
Colors: Green and Gold
Nickname: Golden Brahms
Athletic Director: Dr. Richard Bowers
Home Ct. & Cap.: Curtis Hixon Hall (5,830)
Head Coach: Chip Conner
Office Phone: (813) 974-2125
Career Record: 19-8
Assistants: Phil Collins and Scott McCandlish
Sports Info. Dir.: John Renneker
Office Phone: (813)974-2125
Home Phone: (813)576-7784
1975-76 Record: 19-8

1976-77 Roster

Name	Pos.	Ht.	Wt.	Yr.	Hometown
Mike Dickerson	F	6-5	220	Sr.	Decatur, Ga.
Bill Fisher	G	6-1	195	Fr.	Ocean City, N.J.
Jerome Gray	F	6-5	205	Sr.	Moncks Corner, S.C.
Penny Greene	G	6-1	180	Jr.	Greenbelt, Md.
Bryan Johnson	G	6-1	170	Su.	Clearwater, Fla.
David Niemann	G	6-3	190	Jr.	Speedway, Ind.
Jarvis Reynolds	F	6-8	218	Jr.	Decatur, Ga.
Phil Shelp	F	6-7	190	Sr.	Janesville, Wis.
Steve Stanford	C	6-11	200	Jr.	Akron, Ohio
Rick Wagner	F	6-5	198	Jr.	Seminole, Fla.

South Florida Schedule

Nov. 27 at Tennessee
Nov. 29 Florida Tech
Dec. 1 Biscayne
Dec. 4 at Cincinnati
Dec. 10 at Florida Southern
Dec. 14 Georgia State
Dec. 17-18 Big Sun Tournament
Dec. 28-29 Las Vegas Tournament
Jan. 5 Hartford
Jan. 10 Jacksonville
Jan. 12 Brockport State
Jan. 15 New Orleans
Jan. 20 Florida State
Jan. 22 Stetson
Jan. 29 at New Orleans
Feb. 2 Eckerd
Feb. 10 at Georgia State
Feb. 12 at Dayton
Feb. 16 at North Carolina
Feb. 19 Robert Morris
Feb. 21 Florida A&M
Feb. 23 at South Carolina Feb. 26 at Florida State

Stetson University

Stetson Facts

Location: Deland, Fla. 32720
Enrollment: 2,000
Colors: Green and White
Nickname: Hatters
Athletic Director: Glenn Wilkes
Home Ct. & Cap.: Edmunds Center (5,000)
Head Coach: Glenn Wilkes
Office Phone: (904) 734-2121
Career Record: 300-207
Assistants: Jay Hoover and Josh Giles
Sports Info. Dir.: Fred Cooper
Office Phone: (904) 734-2121
Home Phone: (305) 295 0857
1976-76 Record: 17-9

1976-77 Roster

Name	Pos.	Ht.	Wt.	Yr.	Hometown
Isaac Coats	G	6-4	170	Sr.	Miami, Fla.
Mel Daniels	F	6-6	195	Jr.	Clearwater, Fla.
Curt Forrester	C-F	6-5	205	Jr.	Des Moines, Iowa
Terry Gates	C	6-8	220	Fr.	Louisville, Ky.
Mike Kirk	C	6-10	210	So.	Indianapolis, Ind.
Mike Lay	C	6-5	215	Sr.	Onaia, Tenn.
Todd Lee	F	6-5	185	Jr.	Columbus, Ohio
Buzzy O'Connell	G	5-10	170	Jr.	Laurel, Md.
Phil Pratt	F	6-6	200	Sr.	Ashland, Ky.
Dave Purdue	G	6-3	180	Jr.	Erie, Pa.
Marty Schuette	C	6-7	210	Fr.	Miami, Fla.
Alan Schwartz	C	6-9	225	So.	Alexandria, Va.
Steve Sellers	F	6-7	205	Sr.	Newton, Iowa
Bob Wahrmayer	F	6-5	185	So.	South Plantation, Fla.
Glenn Wilkes, Jr.	G	6-3	190	Fr.	Deland, Fla.

Stetson Schedule

Nov. 27	at South Alabama		
Nov. 29	at Samford		
Dec. 3-4	Indiana State Tournament at Terre Haute, Ind.		
Dec. 6	at Tennessee Tech		
Dec. 10-11	Hatter Classic at Deland, Fla.		
Dec. 18	Clemson		
Dec. 20	Austin Peay		
Dec. 29-30	Tangerine Bowl Tournament at Winter Park, Fla.		
Jan. 3	The Citadel		
Jan. 6	Marshall		
Jan. 10	Hardin-Simmons		
Jan. 13	at Georgia Southern		
Jan. 18	Southwestern Louisiana		
Jan. 22	at South Florida	Feb. 7	at Jacksonville
Jan. 29	at Richmond	Feb. 12	Florida State
Jan. 31	at The Citadel	Feb. 19	Jacksonville
Feb. 3	Baptist College	Feb. 26	Georgia Southern
Feb. 5	South Florida	Feb. 28	Old Dominion

UNIVERSITY OF TOLEDO

Toledo Facts

Location: Toledo, Ohio 43606
Enrollment: 17,500
Colors: Midnight Blue and Gold
Nickname: Rockets
Athletic Director: Vernon M. Smith
Home Ct. & Cap.: Centennial Hall (9,200)
Head Coach: Robert J. Nichols
Office Phone: (419) 537-4187
Career Record: 190-96
Assistants: Robert J. Conroy and James J. McDonald
Sports Info. Dir.: Max E. Gerber
Office Phone: (419) 537-2675
Home Phone: (419) 475-6959
1975-76 Record: 18-7 overall, 13-3 in Mid-American

1976-77 Roster

Name	Pos.	Ht.	Wt.	Yr.	Hometown
Kevin Appel	F	6-7	200	So.	Ney, Ohio
Mike Cross	F-G	6-3	181	Jr.	Pittsburg, Ohio
Bill Gleason	F	6-7	211	Jr.	Toledo, Ohio
Mike Gould	G	6-1	180	Fr.	Bellefontaine, Ohio
Stan Joplin	G	6-2	177	So.	Milan, Michigan
Mark Kwiatkowski	G	6-1	173	Sr.	Toledo, Ohio
Dick Miller	F	6-5	212	Fr.	Milwaukee, Wisc.
Ken Montague	F	6-7	190	Fr.	Bronx, N.Y.
Jeff Seeman	G	6-2	178	Sr.	Toledo, Ohio
Tim Selgo	G	6-1	185	Fr.	Pettisville, Ohio
Dave Speicher	F	6-7	212	Sr.	Akron, Ohio
Jim Swaney	F	6-7	195	Fr.	Traverse City, Mich.
Ted Williams	F	6-5	180	Jr.	Mt. Vernon, Ohio
Mike Riley	F	6-7	183	Jr.	Springfield, Ohio

Toledo Schedule

Nov. 26-27	Clemson Invitational at Clemson S.C.		
Dec. 1	Indiana		
Dec. 3	Cornell		
Dec. 7	Missouri		
Dec. 14	at Western Michigan		
Dec. 17-18	Blade-Glass City Classic at Toledo		
Dec. 20	Loyola of Chicago		
Dec. 22	Indiana State		
Dec. 29	at Butler		
Jan. 5	Ohio		
Jan. 8	at Bowling Green		
Jan. 15	Eastern Michigan	Feb. 9	at Ohio
Jan. 19	South Carolina	Feb. 12	Bowling Green
Jan. 22	at Northern Illinois	Feb. 19	at Eastern Michigan
Jan. 26	Kent State	Feb. 23	Central Michigan
Jan. 29	at Ball State	Feb. 26	Northern Illinois
Feb. 2	at Central Michigan	Mar. 2	at Kent State
Feb. 5	Miami	Mar. 5	Western Michigan

TROY STATE UNIVERSITY

Troy State Facts

Location: Troy, Ala. 36081
Enrollment: 10,000
Colors: Silver, White, Cardinal and Black
Nickname: Trojans
Athletic Director: Robert E. Stewart
Home Ct. & Cap.: Sartain Hall (3,500)
Head Coach: Wes Bizillia
Office Phone: (205) 566-5821
Career Record: 42-35
Assistants: Joe Hillis
Sports Info. Dir.: Gary Stogner
Office Phone: (205) 566-5814
Home Phone: (205) 566-5033
1975-76 Record: 15-11

1976-77 Roster

Name	Pos.	Ht.	Wt.	Yr.	Hometown
Terry Baker	PG	6-1	175	Fr.	Greenwood, Ind.
Murphy Brown	W	6-4	170	Jr.	Decatur, Ala.
Paul Bussman	MG	6-3	180	So.	Cullman, Ala.
Jim Downs	C	6-4	195	Jr.	Fort Walton, Fla.
Joe Durham	W	6-4	190	Jr.	Blountstown, Fla.
Louis Faison	LP	6-6	175	Fr.	Belleview, Fla.
David Felix	PG	5-8	168	Sr.	Greenwood, Inc.
Walter Gibson	C	6-9	230	So.	Ponce de Leon
Marvin Hall	LP	6-4	180	Fr.	Danhna, Ala.
Carl Hollis	MG	6-5	182	Sr.	Headland, Ala.
Burks Kimmel	MG	6-3	178	Fr.	Havana, Fla.
Jim Means	C	6-6	195	So.	Whiteland, Ind.
Marvin Sales	LP	6-4	180	Jr.	Decatur, Ala.
Dale Wood	C	6-8	185	Sr.	Whiteland, Ind.
Randy Wood	MG	6-2	178	So.	Whiteland, Ind.

Troy State Schedule

Nov. 26	Valdosta Invitational	Jan. 29	Jacksonville State
Nov. 27	at Valdosta, Ga.	Feb. 2	Mississippi College
Dec. 1	at Mississippi State	Feb. 5	at Mississippi College
Dec. 4	at Alabama State	Feb. 7	at Livingston
Dec. 7	at Georgia	Feb. 12	Oglethorpe
Dec. 8	at Morehead State	Feb. 14	Delta State
Dec. 11	at Jacksonville State	Feb. 18	at Southeastern
Dec. 13	at Middle Tennessee State		Louisiana
Dec. 15	at Murray State	Feb. 19	at Nicholls State
Jan. 4	Livingston	Feb. 25	at Tennessee-Martin
Jan. 7	Alabama State	Feb. 26	at North Alabama
Jan. 8	at Florida State		
Jan. 10	at Delta State		
Jan. 15	Nicholls State		
Jan. 17	Southeastern Louisiana		
Jan. 21	Tennessee-Martin		
Jan. 22	North Alabama		

Western Kentucky University

Western Kentucky Facts

Location: Bowling Green, Ky. 42101
Enrollment: 13,500
Colors: Red and White
Nickname: Hilltoppers
Athletic Director: John Oldham
Home Ct. & Cap.: E. A. Diddle Arena (13,508)
Head Coach: Jim Richards
Office Phone: (502) 745-3542
Career Record: 76-54
Assistants: Lenny Van Eman and Bobby Rascoe
Sports Info. Dir.: Ed Given
Office Phone: (502) 745-4295
Home Phone: (502) 842-4661
1975-76 Record: 20-9 overall and 11-3 in Ohio Valley

1976-77 Roster

Name	Pos.	Ht.	Wt.	Yr.	Hometown
Steve Ashby	G	6-0	180	Jr.	Madisonville, Ky.
Greg Burbach	G	6-4	190	Fr.	Dickeyville, Wis.
Casey Cebula	F-C	6-5	210	Fr.	Rhineland, Wis.
Julio Davila	G-F	6-6	195	So.	Miami, Fla.
Gary Gregory	G	5-10	165	Jr.	Manchester, Ky.
Damon Grimes	C-F	6-6	185	Jr.	Bowling Green, Ky.
James Johnson	F-C	6-8	215	Jr.	Savannah, Ga.
Mike Prince	G-F	6-5	205	Fr.	Detroit, Mich.
Willie Richardson	F	6-5	195	Jr.	Birmingham, Ala.
Bill Scillian	G-F	6-4	183	Sr.	Eddyville, Ky.
Tom Shinn	F	6-7	205	Fr.	Taylor, Mich.
Lloyd Tarry	F-C	6-9	200	So.	Gary, Ind.

Western Kentucky Schedule

Nov. 27	at Michigan		
Nov. 29	Arkansas-Little Rock		
Dec. 4	at Dayton		
Dec. 6	Delta State		
Dec. 8	Evansville		
Dec. 21	at Jacksonville		
Dec. 29-30	Tangerine Bowl Tournament at Orlando, Fla.		
Jan. 5	Florida State		
Jan. 8	at Tennessee Tech		
Jan. 10	at East Tennessee		
Jan. 15	Morehead State		
Jan. 17	Eastern Kentucky		
Jan. 22	at Austin Peay		
Jan. 24	Murray State		
Jan. 26	at LaSalle		
Jan. 29	Middle Tennessee	Feb. 12	at Morehead State
Jan. 31	Robert Morris	Feb. 14	at Eastern Kentucky
Feb. 2	at Memphis State	Feb. 19	at Murray State
Feb. 5	East Tennessee	Feb. 21	Austin Peay
Feb. 7	Tennessee Tech	Feb. 26	at Middle Tennessee

Record Against All Opponents

Team	W	L	1st Mtg	LAST MEETING		
				Date	Site	Score
Air Force	0	1	1963	12-26-63	N	53- 78
Alabama	6	7	1959	12-20-75	N	72- 76
Arizona	2	0	1970	12-31-70	H	95- 85
Arkansas State	1	1	1953	2-20-54	H	78- 68
Army	1	1	1958	12-29-69	N	86- 51
Auburn	3	14	1958	12-28-66	A	59- 67
Baptist	1	0	1976	1-14-76	H	107- 54
Baylor	2	0	1964	12-16-72	N	85- 67
Beloit	1	1	1955	3-9-55	N	88-110
Birmingham Southern	0	2	1949	1-21-50	A	45- 55
Biscayne	6	0	1970	1-20-75	A	95- 85
Boston University	1	0	1955	12-20-55	N	86- 52
Bradley	0	1	1956	12-8-56	A	66- 90
Brigham Young	0	1	1972	12-29-72	N	77- 80
California Irvine	1	0	1971	1-30-71	H	82- 69
California-Santa Barbara	1	0	1965	12-18-65	H	62- 61
Calif. State-Bakersfield	1	0	1974	2-18-74	H	96- 66
Canisius	1	0	1974	2-6-74	H	91- 74
Centenary	2	3	1957	2-8-64	A	72- 79
Central (Mo.)	0	2	1949	12-15-52	H	59- 62
Charleston	2	0	1949	12-9-50	A	74- 54
Chattanooga	2	0	1963	2-1-75	H	111- 70
Cincinnati	1	2	1972	2-10-73	A	62- 89
Citadel	4	4	1958	2-7-68	A	93- 50
Clemson	5	5	1951	12-7-73	N	65- 58
Colorado State	1	0	1975	12-30-75	N	84- 54
Connecticut	1	0	1972	1-6-73	H	91- 55
Connecticut St. Teachers	1	0	1950	12-14-50	H	76- 68
Creighton	0	1	1964	12-29-64	N	77- 85
Culver-Stockton	0	1	1951	12-8-51	H	56- 59
Dayton	2	1	1969	3-6-76	A	81- 95
David Lipscomb	1	1	1950	1-5-51	A	73- 88
Denver	1	0	1972	1-3-72	N	88- 70
DePaul	0	1	1964	12-28-64	N	44- 52
Drury	0	1	1949	12-20-49	A	52- 59
Duke	0	1	1954	1-3-54	A	75- 97
Duquesne	1	1	1956	2-4-65	N	62- 58
East Carolina	1	0	1968	2-3-68	H	110-100
East Tennessee State	1	3	1955	1-8-72	H	106- 63
Eastern Kentucky	6	1	1968	12-8-75	A	85- 58
Erskine	1	1	1948	2-28-48	H	49- 48
Evansville	0	1	1967	12-30-67	A	67- 76
Fairleigh-Dickinson	1	0	1974	2-26-74	H	86- 58
Florida	5	18	1951	12-30-69	N	88- 63
Florida Presbyterian	1	0	1967	12-2-67	A	90- 66
Florida Southern	20	8	1948	1-29-72	H	84- 63
Furman	5	2	1957	2-6-64	H	57- 48
Georgetown	2	0	1969	1-8-72	H	101- 70
George Washington	1	0	1967	12-29-67	N	94- 69
Georgia	18	9	1951	3-5-66	H	87- 69
Ga. (Savannah Branch)	0	2	1948	2-12-48	H	42- 44
Georgia Southern	12	4	1947	2-27-75	H	104- 71
Georgia State	3	0	1975	2-21-76	H	92- 70
Georgia Tech	10	8	1963	2-17-73	H	108- 50
Hawaii	1	2	1969	12-22-71	A	78- 81

Hofstra	3	0	1968	1-18-75	H	107- 71
Houston	2	3	1962	1-5-74	A	74- 79
Illinois State	2	1	1974	2-12-76	H	109- 81
Indiana	0	1	1975	12-8-75	A	59- 83
Indiana State	0	1	1973	12-27-73	N	92- 93
Jacksonville (Ala.) State	2	0	1953	12-4-54	H	103- 76
Jacksonville	18	10	1959	2-18-76	H	74- 65
Kansas	0	1	1966	12-9-66	A	48- 62
Kansas State	0	1	1966	12-10-66	A	58- 81
Kent State	1	1	1969	2-5-70	A	80- 79
Kentucky	2	2	1948	3-18-72	N	73- 54
Lambuth	0	1	1949	2-28-49	N	49- 65
Lamar Tech	1	0	1965	12-1-65	H	73- 68
Louisiana State	2	2	1957	12-16-67	N	130-100
Louisville	1	4	1968	12-27-74	A	61- 79
Loyola of New Orleans	8	13	1951	3-5-66	A	62- 63
Madison	1	0	1976	2-14-76	A	85- 65
Manhattan	2	0	1963	1-11-71	H	96- 68
Marquette	0	1	1967	12-15-67	A	58- 78
Marshall	1	3	1958	12-7-74	H	90- 63
Memphis State	7	11	1953	1-17-76	H	100- 70
Mercer	11	8	1948	2-28-76	H	90- 76
Miami (Ohio)	0	1	1970	12-19-70	N	64- 67
Miami	23	21	1952	2-27-71	A	94-100
Milikin	0	1	1951	3-15-51	N	60- 91
Millsaps	2	0	1949	1-26-50	N	62- 45
Minnesota	1	0	1972	3-16-72	N	70- 56
Mississippi	1	1	1951	2-14-51	A	75- 79
Mississippi College	5	1	1948	2-15-51	A	77- 54
Mississippi State	3	3	1951	12-21-56	N	71- 79
Montana State	1	0	1955	3-7-55	N	93- 84
Morehead State	1	1	1957	1-30-60	H	78- 75
Morningside	1	0	1955	12-16-55	H	104- 83
Murray State	1	1	1957	2-9-59	A	71- 96
New Hampshire	1	0	1968	12-31-68	H	104- 52
New Mexico	1	1	1974	1-27-75	A	78- 84
New York University	1	0	1955	12-30-55	N	85- 83
North Carolina	1	8	1965	2-16-74	N	85-104
North Carolina State	0	2	1955	1-10-57	A	59- 64
Northwestern	1	0	1972	12-23-72	N	91- 73
Oglethorpe	2	1	1949	12-1-71	H	112- 69
Ohio State	0	3	1961	12-28-68	H	86- 93
Ohio University	1	1	1958	12-21-74	H	67- 60
Oklahoma City	4	2	1958	12-30-72	A	94- 80
Oklahoma State	0	1	1964	12-18-64	N	56- 60
Oregon	1	0	1969	12-4-69	H	100- 84
Oregon State	2	1	1969	12-29-75	N	75- 78
Palm Beach Atlantic	1	0	1975	12-13-75	H	109- 52
Panama Nationals	1	0	1966	1-28-66	H	96- 73
Pan American	2	0	1970	1-31-72	H	109- 83
Parris Island Marines	0	2	1951	1-26-52	H	62- 64
Penn State	1	0	1972	12-28-72	N	70- 60
Pepperdine	3	1	1951	1-2-71	H	101- 82
Phillips 66 Oilers	0	2	1955	2-16-63	H	73- 82
Pittsburgh	0	1	1973	12-8-73	A	60- 82
Princeton	0	1	1972	12-15-72	N	59- 61
Purdue	1	0	1974	12-26-75	N	89- 66
Rice	3	2	1961	1-20-69	A	80- 83
Richmond	1	3	1962	12-20-67	A	114- 91
Rollins	19	2	1951	12-2-73	H	90- 47

Rutgers	1	0	1967	12-22-67	H	87- 77
St. Louis	1	0	1972	1-4-72	N	63- 62
Samford	9	0	1950	1-25-73	A	47- 34
Santa Clara	0	1	1955	12-29-55	N	59- 61
Seton Hall	1	0	1972	2-3-73	N	80- 61
Sewanee	3	3	1949	12-17-52	A	58- 69
South Alabama	5	0	1972	3-4-74	A	96- 91
South Carolina	2	1	1960	1-28-69	H	87- 76
South Dakota	1	0	1970	12-5-70	H	125- 65
South Dakota State	1	0	1951	3-31-51	N	85- 70
South Florida	6	2	1973	2-7-76	H	88- 62
Southern California	1	2	1968	12-18-70	N	85- 94
Southern Illinois	1	1	1973	1-21-74	A	73- 77
Southern Mississippi	4	3	1951	12-7-70	N	117- 84
Southwestern (Memphis)	0	1	1948	12-30-48	A	47- 54
Southwestern Louisiana	2	0	1976	3-4-76	A	68- 65
SW Missouri State	0	1	1949	12-21-49	A	52- 79
Spring Hill	3	3	1947	1-18-55	A	81- 72
Stetson	26	11	1947	12-11-75	H	81- 71
Steubenville	0	1	1956	12-3-56	A	64- 79
Tampa	28	9	1959	2-27-67	A	87- 84
Tennessee	1	4	1957	12-22-64	N	43- 65
Tennessee Tech	1	0	1957	12-2-57	H	74- 71
Texas	2	0	1969	12-1-70	A	80- 78
Texas A & M	1	1	1956	1-4-74	N	99- 79
Texas Christian	0	1	1963	12-12-63	A	60- 86
Troy State Teachers	6	1	1947	2-6-56	H	90- 65
Tulane	6	2	1967	2-12-72	H	94- 84
Tulsa	2	0	1963	12-26-64	A	74- 72
UCLA	0	1	1972	2-25-72	A	76- 81
Union (Tenn.)	0	1	1948	12-29-48	A	52- 56
Valdosta State	14	0	1961	2-24-76	H	106- 61
Vanderbilt	0	1	1960	12-5-60	A	55- 75
V.M.I.	2	1	1964	12-20-65	N	65- 64
Virginia Tech	2	2	1968	1-10-74	H	85- 80
Washington	1	1	1971	12-26-75	N	54- 69
Washington State	1	0	1971	12-30-71	N	85- 61
Wake Forest	1	1	1958	12-22-73	N	66- 48
West Virginia	0	3	1955	1-30-58	A	51-103
Western Kentucky	2	0	1973	1-8-76	H	88- 80
Wisconsin	0	1	1961	12-4-61	A	63- 64
Wisconsin-Milwaukee	3	0	1971	1-7-75	H	104- 82
Wofford	0	2	1948	2-6-48	A	38- 77
Xavier of Ohio	0	1	1958	2-4-58	A	60- 76

Individual Single Game Records

Points Scored

46 by Ron King vs. Georgia So., 1970-71
43 by Hugh Durham vs. Stetson, 1956-57
43 by Dave Fedor vs. Miami, 1959-60
42 by Jim Oler vs. Morningside, 1955-56
38 by Ham Wernke vs. Tampa, 1952-53
38 by Dave Fedor vs. Tampa, 1961-62
37 by Dave Fedor vs. Rollins, 1959-60
36 by Hugh Durham vs. Georgia, 1958-59
35 by Larry Warren vs. South Ala. 1973-74
35 by Larry Warren vs. South Fla., 1973-74
35 by Ham Wernke vs. Montana St., 1954-55
35 by Vernell Ellzy vs. Biscayne, 1970-71
35 by Reggie Royals vs. UC Irvine, 1970-71
35 by Benny Clyde vs. Okla. City, 1972-73

Field Goals Made

21 by Ron King vs. Georgia So., 1970-71
17 by Ron King vs. Pan Am., 1970-71
17 by Ron King vs. Miami, 1970-71
16 by Larry Warren vs. Marshall, 1974-75
16 by Dave Fedor vs. Miami, 1959-60
15 by Dave Fedor vs. Rollins, 1959-60
15 by Ray Swain vs. Tampa, 1961-62
15 by Reggie Royals vs. UC Irvine, 1970-71
14 on eight occasions

Free Throws Attempted

30 by Jim Oler vs. Morningside, 1955-56
29 by Jim Oler vs. Rollins, 1954-55
20 by Hugh Durham vs. Georgia, 1957-58
19 by Gary Schull vs. Memphis St., 1965-66
18 by Jim Oler vs. Stetson, 1954-55
17 by Jim Oler vs. Montana St., 1954-55
17 by Jim Oler vs. Miami, 1954-55
15 on six occasions

Assists

16 by Otto Petty vs. So. Ala., 1971-72
15 by Otto Petty vs. Pan Am., 1970-71
15 by Otto Petty vs. Samford, 1970-71
14 by Wayne Smalls vs. Cal. St. Bkfd. 1975-75
14 by Otto Petty vs. N'western, 1972-73
14 by Otto Petty vs. Biscayne, 1970-71
13 by Otto Petty vs. Seton Hall, 1972-73
13 by Otto Petty vs. Stetson, 1972-73
13 by Carlton Byrd vs. South Fla., 1973-74
12 by Otto Petty vs. Arizona, 1970-71

Rebounds

32 by Rick Benson vs. Florida So., 1954-55
31 by Dave Cowens vs. LSU, 1967-68
30 by Dave Cowens vs. Citadel, 1967-68
28 by Dave Fedor vs. Rollins, 1959-60
27 by Gary Schull vs. Jacksonville, 1965-66
27 by Dave Cowens vs. Stetson, 1968-69
26 by Dave Cowens vs. Hawaii, 1968-69
26 by Don Boltz vs. Stetson, 1958-59
25 by Dave Cowens vs. Clemson, 1969-70
23 by Lawrence McCray vs. Conn., 1972-73
23 by Dave Cowens vs. Florida So., 1967-68
23 by Don Boltz vs. Miami, 1958-59

Field Goals Attempted

37 by Ham Warnke vs. Tampa, 1952-53
32 by Rick Benson vs. Beloit, 1954-55
32 by Ron King vs. Georgia So., 1970-71
31 by Ian Morrison vs. Tampa, 1966-67
30 by Burt Deckel vs. Furman, 1957-58
30 by Don Bates vs. Stetson 1958-59
29 by Don Bates vs. Auburn, 1958-59
29 by Don King vs. Miami, 1970-71
28 by Rick Benson vs. Ga. Tchrs., 1954-55
28 by Hugh Durham vs. Auburn, 1958-59

Free Throws Made

22 by Jim Oler vs. Rollins, 1954-55
22 by Jim Oler vs. Morningside, 1955-56
16 by Jim Oler vs. Montana SL, 1954-55
15 by Hugh Durham vs. Georgia, 1957-58
15 by Hugh Durham vs. Stetson, 1956-57
14 by Hugh Durham vs. Murray St., 1957-58
14 by Hugh Durham vs. Kentucky, 1958-59
13 by Jim Oler vs. Spring Hill, 1954-55
12 on eight occasions

1,000 Point Club

The following Florida State players have scored at least 1,000 points in their varsity careers.

NAME	YEARS	FG	FT	PTS.	G	AVG.
Jim Oler	52-56	529	762	1820	91	20.0
Dave Cowens	67-70	582	315	1479	78	19.0
Dave Fedor	59-62	585	283	1453	72	20.2
Ham Wernke	51-55	508	393	1409	73	19.3
Reggie Royals	70-73	580	242	1402	84	16.7
Hugh Durham	56-59	470	441	1381	73	18.9
Ron King	70-73	542	168	1252	64	19.6
Jeff Hogan	66-69	466	232	1164	79	14.8
Gary Schull	63-66	403	316	1122	76	14.3
Lawrence McCray	71-74	492	127	1111	84	13.2
Larry Warren	73-76	473	162	1108	78	14.2
Ray Swain	59-62	403	194	1000	72	13.9

500 Point Club

The following Florida State players have scored at least 500 points during one season.

NAME	YEAR	POINTS
Jim Oler	1955-56	743
Ron King	1970-71	589
Ron King	1971-72	573
Jim Oler	1954-55	549
Dave Fedor	1959-60	527
Ham Wernke	1954-55	512
Hugh Durham	1956-57	509
Dave Cowens	1967-68	508
Dave Cowens	1968-69	508
Hugh Durham	1958-59	504

The 500 Board

The following Florida State players have at least 500 Career Rebounds. (Records are incomplete prior to 1957.)

NAME	YEAR	REBOUNDS
Dave Cowens	67-70	1,340
Reggie Royals	70-73	1,006
Dave Fedor	59-62	969
Greg Grady	72-76	793
Gary Schull	63-66	769
Lawrence McCray	71-74	759
Dan Boltz	57-59	567
Willie Williams	68-70	534
Ray Swain	59-62	534
Rowland Garrett	69-72	525
Jerry Shirley	62-65	522

Individual Season Records

Top Field Goal Scorers, One Season

NAME	YEAR	FG-A	PCT.
Harry Davis	75-76	143-224	.638
Willie Williams	69-70	185-291	.636
Jan Gies	68-69	80-129	.620
Greg Grady	74-75	154-265	.581
Lawrence McCray	72-73	170-293	.580
Ray Swain	61-62	157-274	.573
Harry Davis	74-75	104-185	.562
Jan Gies	67-68	128-231	.5541
Dale Ricketts	61-62	63-112	.5535
Lawrence McCray	71-72	166-300	.5533

Top Free Throw Shooters, One Season

NAME	YEAR	FT-A	PCT.
Ken Macklin	69-70	51- 57	.895
Jerry Shirley	63-64	59- 68	.868
Ron Harris	69-70	46- 54	.852
Ron Malmen	64-65	58- 69	.841
Randy Cable	67-68	42- 50	.840
Jeff Hogan	67-68	91-110	.827
Jim Oler	55-56	311-350	.818
Jerry Shirley	64-65	67- 70	.8143
Eugene Harris	73-74	43- 59	.8136
Pete Gonzalez	63-64	59- 73	.808

Top Rebounders, One Season

NAME	YEAR	RBDS	AVG
Dave Cowens	67-68	456	17.5
Rick Benson	54-55	451	17.3
Dave Cowens	69-70	447	17.2
Dave Cowens	68-69	437	17.0
Dave Fedor	59-60	400	16.0
Reggie Royals	70-71	390	15.0
Reggie Royals	71-72	351	
Dave Fedor	60-61	336	14.0
Gary Schull	65-66	317	
Don Boltz	57-58	303	12.1

Assists

227 – Otto Petty, 1970-71
202 – Otto Petty, 1972-73
173 – Otto Petty, 1971-72
155 – Skip Young, 1968-69
127 – Skip Young, 1969-70
120 – Greg Samuel, 1971-72
110 – Wayne Smalls, 1974-75
96 – Otis Cole, 1973-74
91 – Carlton Byrd, 1975-76
91 – Carlton Byrd, 1973-74

Scoring Average

29.7 – Jim Oler, 1955-56
22.7 – Ron King, 1970-71
21.9 – Hugh Durham, 1958-59
21.3 – Ham Wernke, 1952-53
21.1 – Jim Oler, 1954-55
21.1 – Dave Fedor, 1959-60
20.4 – Dave Fedor, 1961-62
20.3 – Dave Cowens, 1967-68
19.7 – Ham Wernke, 1954-55
19.6 – Hugh Durham, 1956-57

Individual Career Records

Field Goals Made

NAME	YEARS	NO. FG
Dave Fedor	59-62	585
Dave Cowens,	67-70	582
Reggie Royals	70-73	580
Ron King	70-73	542
Jim Oler	52-56	529
Ham Wernke	51-55	508
Lawrence McCray	71-74	492
Larry Warren	73-76	473
Hugh Durham	56-59	470
Jeff Hogan	66-69	466

Field Goals Attempted

NAME	YEARS	NO. AT.
Ham Wernke	51-55	1308
Jim Oler	52-56	1303
Hugh Durham	56-59	1230
Reggie Royals	70-73	1181
Dave Fedor	59-62	1174
Ron King	70-73	1170
Dave Cowens	67-70	1122
Rick Benson	51-55	1104
Larry Warren	73-76	1089
Dave Artmeier,	52-56	1050

Free Throw Percentage

NAME	YEARS	FT-A	PCT.
Jerry Shirley	62-65	161-198	.8131
Larry Warren	73-75	138-175	.7886
Jim Oler	52-56	762-975	.7815
Dave Fedor	59-62	283-363	.7796
Hugh Durham	56-59	441-569	.7768
Larry Warren	73-76	162-212	.7642
Randy Cable	67-70	106-139	.7626
Jim Liteky	57-58	135-181	.7514
Jeff Hogan	66-69	232-305	.7475
Eugene Harris	73-76	133-178	.7471
Jan Gies	67-70	153-206	.7427

Field Goal Percentage

NAME	YEARS	FG-A	PCT.
Harry Davis	74-76	247-409	.6039
Jan Gies	67-70	245-428	.5724
Greg Grady	72-75	300-532	.5639
Willie Williams	68-70	268-482	.5560
Lawrence McCray	71-74	492-896	.5491
Dave Cowens	67-70	582-1122	.5187
Ray Swain	59-62	403-783	.5082
Vernell Ellzy	69-71	240-477	.5031
Eugene Harris	73-76	242-481	.5031
Dave Fedor	59-62	585-1174	.4983

Average Points Scored (Games/Points)

NAME	YEARS	GAMES	PTS
Dave Fedor	59-62	72-1453	20.18
Jim Oler	52-56	91-1820	20.00
Ron King	70-73	64-1252	19.56
Ham Wernke	51-55	73-1409	19.30
Dave Cowens	67-70	78-1479	18.96
Hugh Durham	56-59	73-1381	18.91
Reggie Royals	70-73	84-1402	16.69
Larry Warren	72-75	51- 840	16.47
Gary Schull	63-66	76-1122	14.76
Jeff Hogan	66-69	79-1164	14.68
Larry Warren	73-76	78-1108	14.21

Games Played

100 – Greg Gredy, 1972-76
91 – Jim Oler, 1952-56
84 – Otis Cole, 1971-74
84 – Lawrence McCray, 1971-74
84 – Reggie Royals, 1970-73
84 – Ron Harris, 1969-72
82 – Zach Parkins, 1972-76
82 – Otto Perry, 1970-73
79 – Eugene Harris, 1973-76
79 – Jeff Hogan, 1966-69
78 – Larry Warren, 1973-76
78 – Carlton Byrd, 1973-76
78 – Dave Cowens, 1967-70
78 – Jan Gies, 1967-70

Team Season Records

Field Goals Attempted

2372—1971-72 (32 games)
2164—1954-55 (26 games)
2082—1970-71 (26 games)
2055—1973-74 (26 games)
1965—1968-69 (26 games)
1960—1967-68 (27 games)
1950—1969-70 (26 games)

Field Goals Made

1110—1971-72 (32 games)
990—1970-71 (26 games)
971—1973-74 (26 games)
956—1975-76 (27 games)
956—1967-68 (27 games)
939—1969-70 (26 games)
938—1972-73 (26 games)
932—1974-75 (26 games)
925—1968-69 (26 games)

Free Throws Attempted

982—1954-55 (26 games)
800—1971-72 (32 games)
799—1956-57 (26 games)
722—1967-68 (27 games)
720—1966-68 (26 games)
713—1959-60 (25 games)

Free Throws Made

707—1954-55 (26 games)
561—1971-72 (32 games)
543—1956-57 (26 games)
526—1967-68 (27 games)
507—1969-70 (26 games)

Rebounds

1608—1971-72 (32 games)
1451—1969-70 (26 games)
1422—1954-55 (26 games)
1388—1967-68 (27 games)
1388—1970-71 (26 games)

Rebounds Per Game

55.8—1969-70 (26 games)
54.6—1954-55 (26 games)
53.4—1970-71 (26 games)
52.2—1959-60 (25 games)
52.0—1958-59 (23 games)

Fewest Points Allowed

1427—1949-50 (25 games)
1587—1961-62 (23 games)
1595—1951-52 (23 games)

Fewest Points Per Game Allowed

57.1—1949-50 (25 games)
63.6—1950-51 (27 games)
67.2—1962-63 (25 games)
67.8—1964-65 (26 games)
68.1—1961-62 (23 games)

Most Points Scored

2781—1971-72 (32 games)
2438—1967-68 (27 games)
2385—1969-70 (26 games)
2380—1970-71 (26 games)
2295—1954-55 (26 games)

Most Points Per Game

91.7 —1969-70 (26 games)
91.5 —1970-71 (26 games)
90.3 —1967-68 (27 games)
88.3 —1954-55 (26 games)
88.0 —1973-74 (26 games)
86.92—1968-69 (27 games)
86.91—1971-72 (32 games)

Highest Point Margin

16.5—1969-70 (26 games)
15.5—1971-72 (32 games)
15.0—1975-76 (27 games)
11.9—1967-68 (27 games)
11.4—1974-75 (26 games)
11.3—1970-71 (26 games)
10.1—1972-73 (26 games)

Highest Field Goal Percentage

.512—1961-62 (23 games)
.502—1974-75 (26 games)
.498—1972-73 (26 games)
.491—1975-76 (27 games)
.490—1967-68 (27 games)
.481—1969-70 (26 games)
.476—1970-71 (26 games)

Highest Free Throw Percentage

.729—1967-68 (27 games)
.727—1963-64 (28 games)
.719—1957-58 (25 games)
.718—1969-70 (26 games)
.716—1964-65 (26 games)

1678—1952-53 (22 games)
1680—1962-63 (25 games)

Team Records — Single Game

Most Points — Home

134, 71-72 vs. Valdosta (65)
 125, 70-71 vs. S. Dakota (65)
 122, 70-71 vs. Samford (79)
 122, 69-70 vs. Clemson (80)
 122, 67-68 vs. Miami (93)

Most Points — Away

123, 61-62 vs. Tampa (92)
 121, 69-70 vs. Pepperdine (83)
 116, 60-61 vs. Tampa (95)
 112, 69-70 vs. Miami (96)
 111, 68-69 vs. Miami (84)

Most Points — Neutral

130, 67-68 vs. LSU (100)
 117, 70-71 vs. So. Miss. (84)
 108, 56-57 vs. Furman (96)
 107, 73-74 vs. W. Kentucky (87)
 99, 73-74 vs. Texas A&M (79)
 97, 54-55 vs. Georgia (87)

Most Points — Both Teams

230, FS 130, LSU 100, 68-69 (N)
 222, FS 108, Jacksonville 114, 70-71 (A)
 220, FS 114, Miami 106, 70-71 (H)
 215, FS 122, Miami 93, 67-68 (H)
 215, FS 123, Tampa 92, 61-62 (A)
 211, FS 116, Tampa 95, 60-61 (A)
 210, FS 110, E. Carolina 100, 67-68 (H)

Winning Margin

69, FS 134, Valdosta 65 (71-72, H)
 64, FS 121, Tampa 57 (65-66, H)
 60, FS 125, S. Dakota 65 (70-71, H)
 58, FS 108, Georgia Tech 50 (71-72, H)
 57, FS 110, Rollins 53 (61-62, H)
 57, FS 109, PB Atlantic 52 (75-76, H)

Fewest Points Allowed

21, Mississippi College (FS 53) 48-49 (H)
 24, Mississippi College (FS 43) 49-50 (H)
 27, Troy State (FS 61) 49-50 (H)
 34, Samford (FS 47) 72-73 (A)
 36, Spring Hill (FS 39) 47-48 (H)
 36, Stetson (FS 40) 48-49 (A)
 37, Troy State (FS 57) 47-48 (H)
 37, Charleston (FS 72) 49-50 (H)

Field Goals Attempted

115, LSU, 12-16-65
 111, Valdosta State 12-2-68
 110, Valdosta State 12-11-71
 109, Valdosta State 12-12-70

Field Goals Made

55, Valdosta State 12-11-71
 54, South Dakota 12-5-70
 54, Samford 1-16-71
 53, Valdosta State 12-2-68
 52, Tampa 2-26-62
 52, LSU 12-16-85

Free Throws Attempted

53, Stetson 10-19-57
 48, Georgia 1-2-58
 46, Memphis State 1-15-66
 43, Georgia 2-29-60
 43, North Carolina 2-23-72
 42, Mississippi Southern 1-9-60
 42, Tampa 2-1-60

Free Throws Made

38, Stetson 1-19-57
 36, Georgia 1-2-58
 33, Memphis State 1-6-65
 33, Hofstra 1-26-68
 32, Georgia Tech 2-19-72
 32, Miami 2-5-54

Most Fouls

35, Florida 2-23-65
 34, Memphis State 1-11-60
 32, Alabama 12-7-64
 32, Florida 12-7-67
 31, Miami 2-28-59

Fewest Fouls

7, Connecticut 1-6-73
 9, Stetson 2-26-72
 10, Auburn 2-15-62
 10, Georgia 1-7-65
 10, Florida 2-23-65
 10, Dayton 2-15-69
 10, U. Cal.-Irvine 1-30-71
 10, Samford 1-25-73

Rebounds

86 vs. LSU 67-68
 82 vs. Valdosta 70-71
 79 vs. Valdosta 68-69
 76 vs. Georgetown 69-70
 76 vs. Wisconsin-Milwaukee 70-71
 75 vs. Clemson 69-70
 75 vs. Miami 69-70
 75 vs. South Dakota 70-71
 75 vs. Valdosta 71-72

Highest Scoring Games

134 vs. Valdosta St., 65 (12-11-71, H)
130 vs. LSU, 100 (12-16-67, N)
125 vs. S. Dakota, 65 (12-5-70, H)
123 vs. Tampa, 92 (2-26-62, A)
122 vs. Samford, 79 (1-16-71, H)
122 vs. Miami, 93 (1-12-68, H)
122 vs. Clemson 80 (1-22-70, H)
121 vs. Pepperdine, 83 (1-2-70, A)
121 vs. Tampa, 57 (12-6-54, H)
120 vs. Valdosta St., 75 (12-2-68, H)
118 vs. S. Florida, 84 (2-9-74, H)
117 vs. S. Mississippi, 84 (12-7-70, N)
116 vs. Tampa, 95 (2-24-61, A)
114 vs. Miami, 106 (1-8-71, H)
114 vs. Richmond, 91 (12-30-67, H)
113 vs. Georgia So., 81 (2-11-71, H)
112 vs. Mercer, 94 (3-3-73, H)
112 vs. Oglethorpe, 69 (12-1-71, H)
112 vs. Miami, 96 (2-28-70, A)
112 vs. Tulane, 77 (2-14-70, H)
111 vs. UT Chattanooga, 70 (2-1-75, H)
111 vs. Valdosta St., 63 (12-12-70, H)
111 vs. Miami, 84 (12-6-68, N)
111 vs. Stetson, 81 (1-6-68, H)
110 vs. Rollins, 53 (1-11-62, H)
110 vs. Rollins, 82 (1954-55)
110 vs. SW Louisiana, 70 (1975-76, H)

Other Florida State Records

Single Game

Largest Winning Margin: (A) 41 vs. Jacksonville, 1967-68 (106-65);
(N) 36 vs. Stetson, 1971-72 (90-54).
Most Points Scored, First Half – 70 vs. Pepperdine, 1969-70
(Final 121-83, FSU)
Most Points Scored, Second Half – 78 vs. LSU, 1967-68
(Final 130-100, FSU)
Fewest Points Allowed: (A) – 34 vs. Samford, 1972-73;
(N) – 46 vs. Mercer, 1948-49.
Most Points Allowed: (A) – 115 vs. North Carolina (FSU 80);
1965-66; (N) – 110 vs. Beloit (FSU 88), 1954-55; (H) – 106
vs. Miami (FSU 114), 1970-71.
Worst Defeat: (A) – 52 vs. West Virginia, 1957-58 (103-51); (N) – 31
vs. Millikin, 1950-51 (91-60); (H) – 21 vs. Florida, 1962-63
(80-59).
Fewest Points Scored: (A) – 30 vs. Florida, 1966-67; (H) – 35 vs.
Sewanee, 1948-49; (N) – 43 vs. Tennessee, 1965-66.
Highest Fieldgoal Percentage: 72.4 vs. Georgia Southern (42/56);
1974-75.
Highest Fieldgoal Percentage in Half: 79.2 vs. Georgia Southern
(19/24) 1974-75.

Season

Most Games Played – 33 in 1971-72; 27 in 1950-51 and 1967-68.
Fewest Games Played – 18 in 1957-58.
Most Victories – 27 in 1971-72; 23 in 1969-70, 22 in 1954-55.

Longest Winning Streak—11 in 1969-70; 10 in 1971-72 and 1954-55.
Fewest Defeats—3 in 1969-70; 4 in 1954-55; 6 in 1971-72 and 1973-74.
Highest Winning Percentage—.885 in 1969-70 (23-3); .846 in 1954-55 (22-4); .818 in 1971-72 (27-6).
Most 100 Point Games—9 in 1967-68 and 1970-71; 7 in 1971-72 and 1969-70; 6 in 1974-75 and 1975-76.
Fewest Victories—5 in 1947-48 and 1951-52.
Lowest Winning Percentage—.200 in 1951-52 (5-20).
Longest Losing Streak—13 games in 1947-48.
Fewest Points—850 in 1947-48 (18 games).
Fewest Points Per Game—47.2 in 1947-48 (18 games).
Lowest Average Scoring Margin—Minus 10.8 in 1951-52 (25 games).
Most Points Allowed—2,286 in 1971-72 (33 games, 71.4 PPG).
Most Points Allowed Per Game—81.9 in 1959-60 (23 games).
Highest Field Goals Percentage—51.2 in 1961-62 (709 of 1386) National Leader.
Highest Free Throw Percentage—72.9 in 1967-68 (27 games, 526 of 722).
Lowest Field Goal Percentage—.203 in 1951-52.
Lowest Free Throw Percentage—.586 in 1950-51 (27 games, 406 of 693).
Fewest Personal Fouls—383 in 1961-62 (23 games).
Most Personal Fouls—597 in 1949-50 (25 games).

Year By Year Record

YEAR	COACH	W	L
1947-48	Don Loucks	5	13
1948-49	J.K. "Bud" Kennedy	12	12
1949-50	J.K. "Bud" Kennedy	15	10
1950-51	J.K. "Bud" Kennedy	18	9
1951-52	J.K. "Bud" Kennedy	5	20
1952-53	J.K. "Bud" Kennedy	11	11
1953-54	J.K. "Bud" Kennedy	13	7
1954-55	J.K. "Bud" Kennedy	22	4
1955-56	J.K. "Bud" Kennedy	16	9
1956-57	J.K. "Bud" Kennedy	9	17
1957-58	J.K. "Bud" Kennedy	9	16
1958-59	J.K. "Bud" Kennedy	8	15
1959-60	J.K. "Bud" Kennedy	10	15
1960-61	J.K. "Bud" Kennedy	14	10
1961-62	J.K. "Bud" Kennedy	15	8
1962-63	J.K. "Bud" Kennedy	15	10
1963-64	J.K. "Bud" Kennedy	14	14
1964-65	J.K. "Bud" Kennedy	16	10
1965-66	J.K. "Bud" Kennedy	15	11
1966-67	Hugh Durham	11	15
1967-68	Hugh Durham	19	8
1968-69	Hugh Durham	18	8
1969-70	Hugh Durham	23	3
1970-71	Hugh Durham	17	9
1971-72	Hugh Durham	27	6
1972-73	Hugh Durham	18	8
1973-74	Hugh Durham	18	8
1974-75	Hugh Durham	18	8
1975-76	Hugh Durham	21	6
29 Years		432	300

Tournament History

All Tournaments

App.	Games	Won	Lost	Pct.	Champs	Second	Third
47	103	56	47	54.4	10	13	11

In-Season Tournaments

35	77	40	37	51.9	6	9	10
----	----	----	----	------	---	---	----

Post-Season Tournaments

12	26	16	10	61.5	3	4	1
----	----	----	----	------	---	---	---

Championships

NAIB DISTRICT 25 — 1950-51	Civitan Classic — 1971-72
NAIB DISTRICT 25 — 1954-55	Far West Classic — 1971-72
Savannah Invitational — 1962-63	Senior Bowl — 1971-72
Civitan Classic — 1968-69	NCAA Mideast — 1971-72
Gator Bowl — 1969-70	Big Sun — 1973-74

Tournament Appearances

1940-49 Dixie Conference (1-2, Fourth)	1973-74 Bluebonnet Classic (1-1, Second)
1949-50 Dixie Conference (1-1, Third)	1973-74 Big Sun (2-0, First)
1950-51 Dixie Conference (1-1, Second)	1974-75 Louisville Holiday (1-1, Second)
1950-51 NAIB District 25 (2-0, Champ)	1975-76 Big Sun (1-1, Second)
1950-51 NAIB Nationals (2-1, Quarterfinals)	1975-76 Far West Classic (1-2, Seventh)
1951-52 Gator Bowl (0-3, round robin)	
1951-52 NAIB District 25 (1-1, Second)	
1952-53 NAIB District 25 (1-1, Second)	
1954-55 Gator Bowl (1-1, Third)	
1954-55 NAIB District 25 (2-0, Champ)	
1954-55 NAIB Nationals (1-1, Second round)	
1955-56 Carousel Tournament (1-2, Sixth)	
1955-56 Orange Bowl (1-2, Seventh)	
1956-57 Senior Bowl (1-1, Third)	
1957-58 Senior Bowl (1-1, Third)	
1958-59 Citadel Invitational (0-2, Fourth)	
1959-60 Gator Bowl (1-1, Second)	
1960-61 Gator Bowl (0-1)	
1962-63 Savannah Invitational (3-0, Champ)	
1963-64 Gator Bowl (1-1, Third)	
1964-65 Vanderbilt Invitational (1-1, Third)	
1964-65 All College Tournament (1-2, Seventh)	
1965-66 Tampa Invitational (1-1, Second)	
1966-67 VPI Tournament (0-2)	
1966-67 Tampa Invitational (1-1, Second)	
1967-68 Milwaukee Classic (1-1, Third)	
1967-68 Evansville Tournament (1-1, Second)	
1967-68 NCAA Mideast (0-1)	
1968-69 Civitan Classic (2-0, Champ)	
1969-70 Gator Bowl (2-0, Champ)	
1970-71 Civitan Classic (1-1, Second)	
1970-71 Sun Bowl (0-2)	
1971-72 Civitan Classic (2-0, Champ)	
1971-72 Far West Classic (3-0, Champ)	
1971-72 Senior Bowl (2-0, Champ)	
1971-72 NCAA Mideast (3-0, Champ)	
1971-72 NCAA Championship (1-1, Second)	
1972-73 Marshall Memorial Classic (1-1, Third)	
1972-73 Dayton Invitational (1-1, Third)	
1972-73 All-College (2-1, Third)	
1973-74 Steel Bowl (1-1, Second)	
1973-74 Mercer Bear Classic (1-1, Third)	

All-Time Florida State Scores, 1947-76

FSU	Opp.	FSU	Opp.
1947-48—Won 5, Lost 13 (.277)			
39	Spring Hill (H)	30	
57	Troy State (H)	37	
41	Wofford (A)	48	
56	Stetson (A)	65	
59	Georgia Teachers (H)	60	
56	Georgia (A)	65	
48	Mercer (H)	61	
54	Spring Hill (A)	76	
48	Troy State (A)	49	
43	Mercer (A)	60	
45	Erskine (A)	47	
38	Wofford (A)	77	
42	Georgia (H)	44	
41	Florida Southern (A)	47	
47	Georgia Teachers (A)	65	
55	Florida Southern (H)	40	
41	Stetson (H)	38	
49	Erskine (H)	40	
1948-49—Won 12, Lost 12 (.500)			
33	Mississippi College (H)	21	
53	Florida Southern (H)	45	
61	Troy State (A)	64	
50	Lambuth (A)	51	
52	Union (A)	58	
47	Southwestern (A)	54	
49	Stetson (H)	40	
40	Stetson (A)	36	
56	Tallah (A)	58	
56	Mercer (H)	65	
63	Troy State (H)	45	
57	Oglethorpe (A)	64	
59	Mercer (A)	62	
60	Tampa (H)	58	
46	Mississippi College (A)	57	
49	Millsaps (A)	46	
47	Oglethorpe (H)	46	
35	Sierrita (H)	43	
44	Birmingham S. (H)	50	
57	Meyer (H)	46	
47	Tampa (H)	56	
49	Lambuth (H)	65	
1949-50—Won 15, Lost 10 (.600)			
43	Mississippi College (H)	24	
51	Mississippi College (H)	45	
61	Troy State (H)	27	
72	Charleston (H)	37	
39	Central (Mo.) (A)	62	
52	Drury (A)	59	
52	S.W. Mo. State (A)	79	
60	Tampa (A)	60	
65	Florida Southern (A)	71	
48	Florida Southern (A)	59	
63	Mercer (H)	45	
59	Howard (A)	58	
45	Birmingham So. (A)	55	
62	Millsaps (H)	45	
61	Stetson (H)	70	
61	Mercer (A)	69	
50	Howard (H)	39	
57	David Lipscomb (H)	53	
58	Tampa (H)	56	
79	Troy State (A)	71	
65	Sewanee (A)	63	
71	Sewanee (A)	68	
56	Florida Southern (H)	56	
74	Mississippi College (H)	63	
1950-51—Won 13, Lost 9 (.667)			
74	Charleston (A)	54	
55	Mercer (A)	52	
76	Ohio St. Teachers (H)	68	
60	Howard (H)	44	
66	Florida Southern (A)	66	
61	Miami (A)	60	
73	David Lipscomb (A)	68	
63	Mississippi (H)	56	
66	Stetson (H)	67	
44	Florida Southern (H)	41	
80	Tampa (H)	69	
59	Howard (A)	51	
68	Tampa (A)	76	
53	Stetson (A)	41	
60	Rollins (A)	57	
65	Loyola of N.O. (H)	75	
75	Mississippi (A)	70	
77	Mississippi College (A)	54	
69	Mercer (H)	64	
62	Hollins (H)	45	
61	Howard (H)	54	
65	Mercer (A)	69	
1951-52—Won 5, Lost 20 (.200)			
46	Harris Is. Marines (A)	78	
38	Culver-Stockett (H)	59	
47	Mississippi State (A)	75	
43	Mississippi So. (A)	81	
70	Mississippi So. (H)	78	
54	Spring Hill (A)	61	
46	Sewanee (H)	59	
50	Georgia (H)	79	
56	Olemiss (H)	62	
51	Florida (H)	61	
57	Loyola of N.O. (A)	74	
56	Miami (A)	63	
72	Tampa (A)	66	
51	Florida Southern (A)	54	
93	Georgia Teachers (H)	93	
72	Florida Southern (H)	53	
62	Harris Is. Marines (H)	64	
71	Rollins (H)	71	
48	Stetson (A)	58	
55	Rollins (A)	69	
63	Miami (H)	76	
79	Tallah (H)	60	
64	Stetson (H)	66	
73	Miami (H)	70	
57	Tampa (H)	70	
1952-53—Won 11, Lost 11 (.500)			
62	Mercer (A)	76	
68	Georgia Teachers (A)	63	
90	Rollins (H)	83	
77	Mercer (H)	76	
59	Central (Mo.) (H)	62	
58	Sewanee (A)	60	
62	Mississippi State (H)	62	
66	Loyola of N.O. (H)	77	
65	Miami (A)	94	
73	Tampa (A)	77	
71	Florida Southern (A)	89	
79	Rollins (A)	87	
73	Memphis State (A)	87	
77	Arkansas State (A)	88	
76	Stetson (H)	60	
71	Florida Southern (A)	83	
63	Tampa (H)	74	
77	Loyola of N.O. (A)	85	
61	Miami (H)	75	
83	Stetson (A)	78	
67	Mercer (H)	77	
81	Stetson (A)	94	
1953-54—Won 13, Lost 7 (.651)			
75	Mississippi State (A)	67	
72	Mercer (H)	70	
66	Georgia Teachers (H)	58	
72	Jacksonville St. (A.) (H)	61	
74	Stetson (H)	71	
60	Spring Hill (H)	69	
74	Tampa (H)	56	
76	Loyola of N.O. (H)	60	
61	Miami (A)	78	
62	Hollins (A)	72	
73	Tampa (A)	63	
98	Florida Southern (A)	80	
60	Stetson (A)	82	
85	Hollins (H)	68	
99	Florida Southern (H)	71	
63	Mercer (A)	70	
76	Miami (H)	69	
72	Loyola of N.O. (A)	88	
89	Georgia Teachers (A)	85	
70	Arkansas State (H)	68	

1954-55—Won 22, Lost 4 (.846)

103	Jacksonville St. (A), (H)	76
75	Georgia Teachers (H)	67
90	Tampa (H)	62
91	Stetson (H)	64
71	Miami (H)	66
70	Florida (N)	67
97	Georgia (N)	67
75	Ohio (A)	67
73	Florida Southern (A)	69
96	Tampa (A)	61
90	Georgia (H)	61
81	Spring Hill (A)	72
91	Mississippi State (A)	76
84	Stetson (A)	73
86	Rollins (H)	74
84	Florida Southern (H)	65
80	Georgia (A)	79
110	Rollins (A)	67
95	Loyola of N.O. (A)	101
102	Mississippi State (H)	66
87	Loyola of N.O. (H)	61
86	Miami (A)	60
86	Stetson (H)	77
91	Georgia Teachers (H)	63
83	Montana State (N)	84
88	Beloit (N)	110

1955-56—Won 16, Lost 9 (.640)

63	North Carolina (A)	83
51	E. Tennessee St. (A)	80
101	Rollins (H)	67
91	Stetson (H)	78
89	Tampa (A)	67
104	Morningside (H)	83
70	Clemson (N)	94
86	Boston University (N)	52
71	Mississippi State (N)	79
09	West Virginia (N)	76
50	Santa Clara (N)	61
05	New York Univ. (N)	83
76	Miami (H)	76
71	Rollins (A)	70
79	Georgia (A)	76
81	Georgia Teachers (A)	90
65	Loyola of N.O. (H)	75
00	Troy State (H)	65
88	Tampa (H)	73
57	Florida Southern (H)	73
65	Florida Southern (A)	81
89	Stetson (A)	83
83	Miami (A)	91
72	Loyola of N.O. (A)	75
80	Georgia (H)	75

1956-57—Won 9, Lost 17 (.345)

55	Duquesne (A)	70
64	Steubenville (A)	79
54	West Virginia (A)	88
66	Bradley (A)	90
65	Florida (A)	67
74	Texas A&M (H)	80
59	E. Tennessee St. (H)	65
68	Georgia (H)	72
75	Morehead State (N)	97
108	Furman (N)	96
59	N. Carolina State (A)	64
77	Miami (H)	85
70	Stetson (A)	97
104	Stetson (H)	86
86	Georgia (A)	63
82	Tampa (A)	67
97	Rollins (A)	91
63	Florida Southern (A)	78
67	Florida Southern (H)	73
96	Rollins (H)	79
81	Mississippi St. (H)	77
79	Loyola of N.O. (H)	77
87	Miami (A)	96
88	Tampa (H)	57
74	Centenary (A)	92
56	Loyola of N.O. (A)	67

1957-58—Won 9, Lost 16 (.360)

74	Tennessee Tech (H)	71
04	Murray State (H)	60
57	Tennessee (A)	74
70	Florida (A)	71
69	Furman (A)	95
56	Loyola of N.O. (A)	82
66	Louisiana State (A)	67
57	Citadel (N)	59
92	Georgia (N)	80
67	Loyola of N.O. (H)	70
72	Tampa (H)	53
56	Memphis State (A)	59
77	Stetson (H)	60
71	Miami (H)	70
51	West Virginia (A)	103
66	Marshall (A)	109

66	Ohio University (A)	66
60	Xavier of Ohio (A)	76
67	Army (H)	71
57	Oklahoma City (H)	52
80	Rollins (H)	61
51	Memphis State (H)	68
66	Miami (A)	80
58	Tampa (A)	70
65	Georgia (H)	77

1958-59—Won 8, Lost 15 (.347)

68	Kentucky (A)	91
73	Furman (H)	72
100	Spring Hill (H)	70
64	Wake Forest (A)	73
82	Florida (H)	60
74	Auburn (A)	95
79	Miami (N)	85
77	Georgia (N)	83
82	Louisiana State (H)	67
62	Auburn (H)	69
65	Mississippi St. (H)	67
72	Memphis State (H)	75
93	Miami (H)	69
91	Georgia (A)	91
75	Oklahoma City (A)	103
63	Centenary (A)	87
61	Loyola of N.O. (H)	60
71	Murray State (A)	96
69	Memphis State (A)	93
84	Oklahoma City (H)	98
91	Stetson (A)	98
94	Rollins (A)	93
89	Miami (A)	92



1959-60—Won 10, Lost 15 (.400)

78	Louisiana State (A)	80
64	Loyola of N.O. (A)	71
71	Florida (A)	61
58	Auburn (A)	62
86	Alabama (A)	74
64	Clemson (A)	68
63	Auburn (H)	76
80	Jacksonville Univ. (A)	69
66	Georgia (N)	69
93	South Carolina (H)	75
74	Citadel (H)	76
81	Centenary (H)	71
78	Mississippi Co. (A)	87
71	Memphis State (A)	88
72	Tampa (H)	87
91	Miami (H)	93
79	Morehead State (H)	75
68	Tampa (A)	83
67	Memphis State (H)	83
101	Rollins (H)	50
105	Furman (A)	98
90	Citadel (A)	100
80	Loyola of N.O. (H)	50
89	Miami (A)	107
95	Georgia (H)	82

1960-61—Won 14, Lost 10 (.583)


88	Tampa (H)	60
63	Kentucky (A)	58
50	Vanderbilt (A)	73
57	Auburn (A)	74
74	Clemson (H)	47
67	Florida (H)	74
72	South Carolina (A)	82
74	Clemson (A)	57
56	Georgia (N)	62
	Tennessee (A)	
73	Loyola of N.O. (H)	56
89	Miami (H)	78
67	Antwerp (N)	74
78	Rollins (A)	70
68	Alabama (H)	57
83	Citadel (H)	77
86	Valdosta State (H)	66
77	Georgia (A)	68
99	Furman (H)	57
74	Florida (A)	75
96	Tampa (A)	116
75	Miami (A)	75
72	Loyola of N.O. (A)	68

1961-62—Won 15, Lost 9 (.651)

57	Ohio State (A)	72
63	Wisconsin (A)	64
78	Rice (H)	66
85	Florida (A)	71
56	Auburn (A)	56
77	Clemson (H)	82
69	Tennessee (A)	67
57	Auburn (H)	62
99	Oklahoma City (H)	74
64	Furman (A)	67
69	Clemson (A)	75
110	Rollins (H)	53
65	Miami (H)	60
57	Alabama (A)	72
81	Oklahoma City (A)	79
76	Houston (A)	84
73	Valdosta State (H)	42
91	Tampa (H)	71
71	Georgia (A)	62
79	Florida (H)	56
83	Miami (A)	80
123	Tampa (A)	92
101	Georgia (H)	60

1962-63—Won 15, Lost 10 (.600)

92	Tampa (H)	60
65	Valdosta State (H)	42
59	Florida (H)	80
47	Auburn (A)	65
72	Alabama (H)	63
54	Kentucky (A)	83
70	Auburn (H)	77
56	Richmond (H)	62
77	Georgia (N)	69
49	Alabama (N)	48
79	Georgia Southern (N)	60
65	Tennessee (A)	66
72	Chattanooga (A)	50
77	Miami (H)	74
88	Georgia (H)	54
76	Georgia (A)	90
55	Georgia Tech (A)	70
86	Florida (A)	94
78	Houston (H)	69
63	Alabama (A)	61
61	Valdosta State (A)	58
73	Stetson (H)	57
82	Centenary (H)	68
73	Phillips '66 Oilers (H)	82
70	Miami (A)	99
80	Tampa (A)	58



1963-64—Won 11, Lost 14 (.444)

55	Florida (A)	78
69	Auburn (H)	67
53	Alabama (A)	62
81	Rice (A)	102
60	Texas Christian (A)	66
107	Tulane (H)	61
91	Tulsa (H)	76
53	Air Force (N)	78
85	Manhattan (N)	61
65	Richmond (A)	69
72	Virginia Military (A)	63
80	Miami (H)	78
91	Memphis State (H)	90
64	Georgia (H)	63
60	Florida (H)	59
59	Auburn (A)	63
95	Alabama (H)	77
57	Furman (H)	18
72	Centenary (A)	79
72	Memphis State (A)	84
73	Georgia Tech (A)	77
101	Jacksonville (H)	77
80	Stetson (A)	60
80	Miami (A)	82
70	Georgia (A)	65

1964-65—Won 16, Lost 10 (.620)

57	Valdosta State (H)	57
76	Virginia Military (H)	72
68	Auburn (A)	92
73	Alabama (A)	76
51	Florida (H)	50
50	Oklahoma State (N)	60
67	Baylor (N)	61
43	Tennessee (N)	60
74	Tulsa (A)	78
44	DePaul (N)	52
77	Dreighton (N)	65
81	Rice (N)	56
61	Georgia (D1) (A)	55
67	Miami (H)	66
75	Memphis State (H)	61
72	Georgia Tech (H)	69
58	Auburn (H)	55
66	Alabama (H)	75
62	Duquesne (N)	58
81	Memphis State (A)	70
97	Jacksonville (H)	74
76	Georgia Tech (A)	77
71	Tampa (A)	64
65	Florida (A)	77
75	Miami (A)	82
85	Georgia (H)	83

1965-66—Won 15, Lost 11 (.577)

73	Texas Tech (H)	68
69	Valdosta (H)	68
121	Tampa (H)	57
82	Florida (A)	75
80	North Carolina (A)	115
62	Old-Sketch Berhark (H)	61
65	V.M.I. (A)	64
58	Auburn (A)	59
64	Auburn (A)	80
57	Georgia (A)	63
78	Miami (H)	62
73	Loyola of N.O. (H)	53
67	Memphis (H)	63
65	Florida (H)	74
80	Jacksonville (A)	90
96	Panama-Norfolk (H)	73
71	Georgia Tech (H)	66
66	Memphis (A)	81
67	Loyola of N.O. (A)	63
78	Jacksonville (A)	49
88	Georgia Tech (A)	95
77	Samford (H)	66
99	Florida Southern (H)	54
99	Tampa (A)	70
90	Miami (A)	112
87	Georgia (H)	63

1966-67—Won 11, Lost 15 (.423)

62	Valdosta State (H)	58
76	Rice (H)	72
30	Florida (A)	50
48	Kansas (A)	62
50	Kansas State (A)	61
76	Richmond (A)	80
59	Eastern Kentucky (A)	61
63	Citadel (A)	67
50	North Carolina (A)	61
79	Alabama (A)	88
50	Auburn (A)	67
61	Miami (H)	60
85	Tulane (A)	87
12	Memphis State (A)	16
81	Jacksonville (H)	70
71	Marshall (H)	77

68	Georgia Tech (H)	75
109	Tampa (H)	72
55	Memphis State (H)	51
68	Jacksonville (A)	67
100	Tulane (H)	90
84	Florida Southern (A)	76
70	Florida (H)	90
84	Georgia Tech (A)	102
67	Tampa (A)	64
90	Miami (A)	110

1967-68—Won 19, Lost 6 (.761)

90	Rice Presbyterian (A)	66
69	Ohio State (A)	78
67	Florida (H)	90
101	Samford (H)	89
58	Marquette (A)	78
130	Equisima State (N)	100
114	Richmond (H)	91
67	Rutgers (H)	77
91	Geo. Washington (A)	69
67	Evansville (A)	76
66	Citadel (A)	75
111	Slidson (H)	81
122	Miami (H)	93
92	Jacksonville (H)	79
73	Georgia Tech (A)	57
100	Hofstra (H)	71
81	Valdosta State (H)	71
80	North Carolina (A)	86
110	East Carolina (H)	100
93	Citadel (H)	58
104	Florida Southern (H)	67
100	Jacksonville (A)	65
84	Florida (A)	80
72	Georgia Tech (H)	67
72	Stetson (A)	60
84	Miami (A)	96
69	East Tenn. State (A)*	79

*NCAA Mid-East Regionals

1968-69—Won 18, Lost 6 (.692)

120	Valdosta State (H)	75
111	Miami (A)	85
93	Jacksonville (A)	88
74	Virginia Tech (A)	77
70	Louisville (A)	79
70	So. Connecticut (H)	68
60	Ohio State (H)	93
104	New Hampshire (H)	52
68	Jacksonville (A)	76
97	Tulane (A)	94
98	Miami (H)	81
67	Kent State (H)	76
60	Tulane (H)	90
80	Rice (A)	83
92	Ureka (H)	60
87	South Carolina (H)	76
93	Jacksonville (H)	89
84	Valdosta State (A)	81
70	Clemson (A)	67
62	North Carolina (A)	100
95	Slidson (H)	67
79	Ureka (H)	71
76	Georgia Tech (H)	84
98	Georgia Tech (A)	80
84	Florida Southern (A)	70
89	Miami (A)	88

1969-70—Won 23, Lost 3 (.885)

69	Oregon State (H)	68
100	Oregon (H)	84
107	Rollins (A)	80
75	North Carolina (A)	86
98	Georgetown (H)	65
79	Louisville (H)	69
62	Texas (H)	61
60	Army (N)	51
88	Florida (N)	63
121	Pope John (A)	63
68	So. California (A)	71
87	Arizona (A)	78
101	Miami (H)	63
62	Tulane (A)	77
122	Clemson (H)	80
69	Georgia Tech (A)	63
89	Jacksonville (H)	88
64	Virginia Tech (H)	73
80	Kent State (A)	79
62	Dayton (A)	76
90	Florida Southern (H)	74
117	Tulane (H)	77
61	Jacksonville (A)	65
97	Georgia Tech (H)	80
91	Slidson (A)	64
112	Miami (A)	96

1970-71—Won 17, Lost 9 (.654)

80	Texas (A)	78
106	Biscayne (H)	70
125	South Dakota (H)	65
117	Southern Miss. (N)	64
108	Jacksonville (A)	114
111	Valdosta State (H)	63
85	So. California (N)	91
84	Miami (Ohio) (N)	67
95	Pan American (A)	90
95	Arizona (H)	81
101	Pepperdine (H)	82
114	Miami (H)	105
96	Manhattan (H)	63
89	Tulane (A)	83
122	Samford (H)	79
78	Stetson (H)	71
67	Georgia Tech (H)	64
65	Jacksonville (A)	83
82	California-Irvine (H)	64
88	Wisconsin-Milw. (H)	61
81	Georgia Tech (A)	76
113	Georgia Southern (A)	81
79	Jacksonville (H)	90
81	North Carolina (A)	70
74	Florida Southern (A)	60
94	Miami (A)	100


1971-72—Won 27, Lost 6 (.818)

112	Oglethorpe (H)	69
96	Eastern Kentucky (H)	83
90	Stetson (N)	54
90	Jacksonville (A)	83
134	Valdosta State (H)	65
(U)	Hawaii (A) (Loret)	(30)
76	Hawaii (A)	81
83	Washington (N)	77
73	Oregon State (N)	72
85	Washington State (N)	61
88	Denver (N)	70
63	St. Louis (N)	62
106	E. Tennessee State (H)	63
95	Metzer (H)	78
85	Houston (H)	79
105	South Alabama (H)	77
71	Georgia Tech (A)	69
72	Jacksonville (H)	84

84	Florida Southern (H)	63
109	Pan American (H)	83
86	Houston (A)	94
101	South Alabama (A)	81
94	Tulane (H)	84
108	Georgia Tech (H)	50
70	Jacksonville (A)	61
49	Stetson (A)	47
84	Biscayne (A)	66
64	Cincinnati (A)	88
(NCAA Tournament)		
83	Eastern Kentucky (N)	81
70	Minnesota (N)	50
73	Kentucky (N)	54
79	North Carolina (N)	75
76	ULLA (A)	81

1972-73—Won 18, Lost 8 (.692)

109	Georgia Southern (H)	67
87	Eastern Kentucky (N)	70
97	Biscayne (H)	67
59	Princeton (N)	61
85	Baylor (N)	67
68	Alabama (N)	74
91	Northwestern (N)	73
78	Penn. State (N)	60
77	Bingham Young (N)	80
94	Oklahoma City (A)	80
91	Connecticut (H)	55
101	Connecticut (H)	70
78	Cincinnati (H)	71
84	Stetson (H)	67
66	Jacksonville (A)	70
47	Samford (A)	34
78	Southern Ill. (H)	73
95	South Florida (H)	53
82	Virginia Tech (A)	61
88	Seton Hall (N)	61
62	Cincinnati (A)	89
83	Jacksonville (H)	73
79	North Carolina (N)	91
86	South Alabama (A)	69
59	Marshall (H)	71
112	Mercer (H)	94



1973-74—Won 18, Lost 8 (.692)

97	Hotstra (H)	63
109	Biscayne (H)	71
65	Denison (N)	58
60	Pittsburgh (N)	82
93	Eastern Kentucky (A)	60
78	Louisville (A)	90
88	Memphis State (H)	80
107	W. Kentucky (N)	87
66	Wake Forest (N)	48
92	Indiana State (N)	98
84	Wisc.-Milw. (N)	82
99	Texas A&M (N)	73
74	Houston (A)	79
85	Virginia Tech (N)	80
92	Georgia Southern (N)	89
94	South Florida (A) (UI)	95
73	South Illinois (A)	77
78	Jacksonville (H)	74
90	New Mexico (H)	71
91	Canisius (H)	74
118	South Florida (H)	84
89	Jacksonville (A)	113
85	North Carolina (N)	104
105	South Alabama (H)	63
86	Fairleigh Dickinson (H)	58
96	South Alabama (A)	91


1974-75 Won 18, Lost 8 (.692)

81	Valdosta State (H)	74
72	Illinois State (H)	70
90	Marshall (H)	63
69	Memphis State (A)	70
75	Louisville (H)	84
95	Cal. State Bakersfield (H)	66
67	Ohio St. (H)	60
69	Purdue (N)	69
61	Louisville (A)	79
107	Eastern Kentucky (H)	75
104	Wisconsin-Milw. (H)	82
83	Biscayne (A)	50
71	South Florida (A)	77
107	Hotstra (H)	71

95	Biscayne (A)	85
75	Canisius (A)	81
78	New Mexico (A) (OT)	84
111	UT-Chattanooga (H)	70
63	Jacksonville (H)	55
101	Georgia Southern (N)	77
81	Georgia State (H)	72
71	Jacksonville (A)	76
104	Georgia Southern (H)	71
91	Mercer (H)	68
77	South Florida (H)	64
54	Seton (A)	63

1975-76 Won 21, Lost 6 (.776)

90	Rollins (H)	47
65	Eastern Kentucky (A)	59
59	Indiana (A)	83
81	Seton (H)	71
109	Palm Beach Atlantic (H)	52
78	South Florida (N)	71
72	Alabama (N)	76
54	Washington (N)	69
75	Oregon State (N)	78
84	Colorado State (N)	54
88	Western Kentucky (H)	80
77	Jacksonville (A)	57
107	Baptist College (H)	54
100	Memphis State (H)	79
76	South Florida (A)	72
110	Southwestern La. (H)	70
66	Georgia State (A)	58
80	Illinois State (A)	58
80	Illinois State (A) (OT)	82
88	South Florida (H)	82
109	Illinois State (H)	81
85	Madison (A)	65
74	Jacksonville (H)	85
92	Georgia State (H)	70
106	Valdosta State (H)	61
90	Mercer (H)	76
68	Southwestern La. (A)	65
81	Dayton (A)	95



FLORIDA STATE UNIVERSITY

As the second oldest university in the state, Florida State University continues to revere its historic past while at the same time setting high standards for the future.

Since its founding in 1857, when it was known as the Seminary West of the Suwannee, the University has forged out a sprawling campus with nearly 22,500 students — an all-time high — and boasts of a faculty that is both nationally and internationally recognized.

It has been a year of change at Florida State. Members of the University community witnessed not only the resignation of Dr. Stanley Marshall, President of Florida State, but also the possible fascinating discovery of new chemical elements. And, despite the lingering economic slowdown, the University proceeded in building projects — both under way and on the drawing boards — the total almost \$15 million.

Long known as one of the top research institutions in the nation, Florida State University continued receiving millions of dollars for research efforts. One grant, awarded to the Career Education Center, was for \$900,000, while another from the Lilly Endowment, Inc. for \$275,716, went to the University's Charles MacArthur Center for American Theatre. The Center eventually will be housed in a multi-million dollar complex located next to the Fine Arts Building.

During commencement exercises for some 6,000 students, the University awarded honorary Doctor of Humane Letters degrees to Board of Regents member Chester Ferguson and Stephen O'Connell, former president of the University of Florida and State Supreme Court justice.

Also during commencement, Elena Nikolaidi, professor of voice, was named Distinguished Professor of the Year, the highest honor the University faculty can accord one of its peers.

Another member of the music faculty, Carlisle Floyd, who since has accepted a position with the University of Houston, received the 1975-76 American Society of Composers, Authors and Publishers (ASCAP) award while at Florida State. For Floyd it was the 15th consecutive year he had won the award.

As in years past, the University has brought to campus many outstanding personalities to lecture and perform for the community. Included among the notables were trumpeter Dizzy Gillespie, consumer advocate Ralph Nader, newsman Daniel Schorr, playwright William Saroyan and actress Celeste Nader.

In addition to approximately 90 different baccalaureate fields of study at the undergraduate level, 58 doctoral programs and more than 85 master's degree areas, the University offers a variety of innovative and challenging special programs. Florida State maintains study centers in Florence, Italy, and London, England, which are open to all State University System students, and the University's Department of Hotel and Restaurant Administration annually conducts a summer program of study in Switzerland. There also are cooperative programs with Florida A&M University and Tallahassee Community College and courses geared to special and honor students.

1976-77 Schedule

Date	Opponent	Site	Time
Nov. 18	Italy (Exhibition)	Tallahassee	8:05 p.m. EST
Nov. 26-27	IPTAY Tournament	Clemson, S.C.	
	Clemson vs. Yale		7:00 p.m. EST
	Florida State vs. Toledo		9:00 p.m. EST
Nov. 30	Missouri Western	Tallahassee	8:05 p.m. EST
Dec. 4	Austin Peay State	Tallahassee	8:05 p.m. EST
Dec. 11	Missouri	Columbia, Mo.	8:35 p.m. CST
Dec. 17-18	Cable Car Classic	San Francisco, Calif.	
	Florida State vs. Santa Clara		10:00 p.m. CST
	San Francisco vs. Pacific		12:00 p.m. CST
Dec. 29-30	Vermont Classic	Burlington, Vt.	
	Florida State vs. Army		7:00 p.m. EST
	Vermont vs. Yale		9:00 p.m. EST
Jan. 3	Louisville	Louisville, Ky.	8:00 p.m. EST
Jan. 5	Western Kentucky	Bowling Green, Ky.	8:30 p.m. EST
Jan. 8	Troy State	Tallahassee	8:05 p.m. EST
Jan. 12	Madison	Tallahassee	8:05 p.m. EST
Jan. 15	Memphis State	Memphis, Tenn.	12:00 p.m. CST
Jan. 20	South Florida	Tampa, Fla.	8:00 p.m. EST
Jan. 22	South Alabama	Tallahassee	8:05 p.m. EST
Jan. 26	Jacksonville	Jacksonville	8:00 p.m. EST
Jan. 29	North Carolina-Charlotte	Tallahassee	4:00 p.m. EST
Jan. 31	Mercer	Macon, Ga.	8:00 p.m. EST
Feb. 5	Baptist College	Tallahassee	8:05 p.m. EST
Feb. 7	Kentucky	Louisville, Ky.	7:30 p.m. EST
Feb. 12	Stetson	DeLand, Fla.	8:05 p.m. EST
Feb. 18	Dayton	St. Petersburg, Fla.	8:15 p.m. EST
Feb. 23	Jacksonville	Tallahassee	8:05 p.m. EST
Feb. 26	South Florida	Tallahassee	8:05 p.m. EST
Mar. 1	Oral Roberts	Tallahassee	8:05 p.m. EST
Mar. 3-5	Metro Tournament	Memphis, Tenn.	

(Home Games in Bold)